

US00D645698S

(12) **United States Design Patent**
Rae

(10) **Patent No.:** **US D645,698 S**

(45) **Date of Patent:** **** Sep. 27, 2011**

(54) **COOKWARE EXTENDING HANDLE WITH FULL GRIP**

(75) Inventor: **Robert A. Rae**, Las Vegas, NV (US)

(73) Assignee: **Meyer Intellectual Properties Limited**
(VG)

(**) Term: **14 Years**

(21) Appl. No.: **29/372,964**

(22) Filed: **Feb. 11, 2011**

(51) **LOC (9) Cl.** **07-02**

(52) **U.S. Cl.** **D7/395**

(58) **Field of Classification Search** D7/354-361,
D7/393-395, 401.2, 664; D8/107, 300, 303,
D8/307, 313, 321; D4/138, 129; 16/421,
16/430, 431, 110.1, 407; 220/573.1-573.5,
220/752, 753, 755, 756, 759, 767, 771, 912
See application file for complete search history.

(56) **References Cited**

U.S. PATENT DOCUMENTS

D439,108 S *	3/2001	LoGiudice	D7/395
D497,771 S *	11/2004	Thomkins	D7/395
D567,579 S *	4/2008	Rae	D7/393
D578,345 S *	10/2008	Rae	D7/393

D599,165 S *	9/2009	Rae	D7/395
D610,401 S *	2/2010	Pantaleo	D7/395
D613,551 S *	4/2010	Pantaleo	D7/395
D622,098 S *	8/2010	Pantaleo	D7/395
D630,889 S *	1/2011	Rae	D7/395

* cited by examiner

Primary Examiner — Cynthia M Chin

(74) *Attorney, Agent, or Firm* — Edward S. Sherman

(57) **CLAIM**

The ornamental design for a cookware extending handle with full grip, as shown and described.

DESCRIPTION

FIG. 1 is a perspective view of the “cookware extending handle with full grip” showing my new design; FIG. 2 is a right side elevational view thereof, the left side elevational view being a mirror image thereof; FIG. 3 is a top plan view thereof; FIG. 4 is a bottom plan view thereof; FIG. 5 is a front elevational thereof; and, FIG. 6 is a back elevation view thereof. The broken lines in FIGS. 1-6 are for illustrative purposes only, depicting the environment of the new design, forming no part thereof as claimed.

1 Claim, 3 Drawing Sheets






FIG. 2

FIG. 1

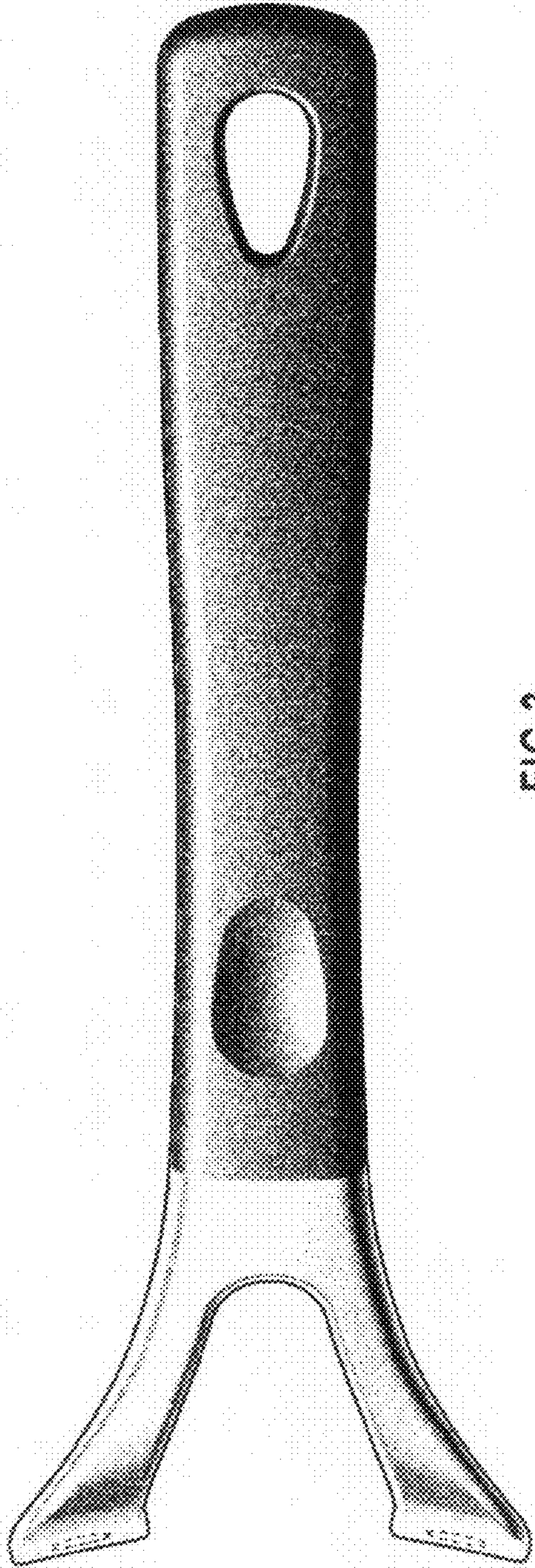


FIG.3

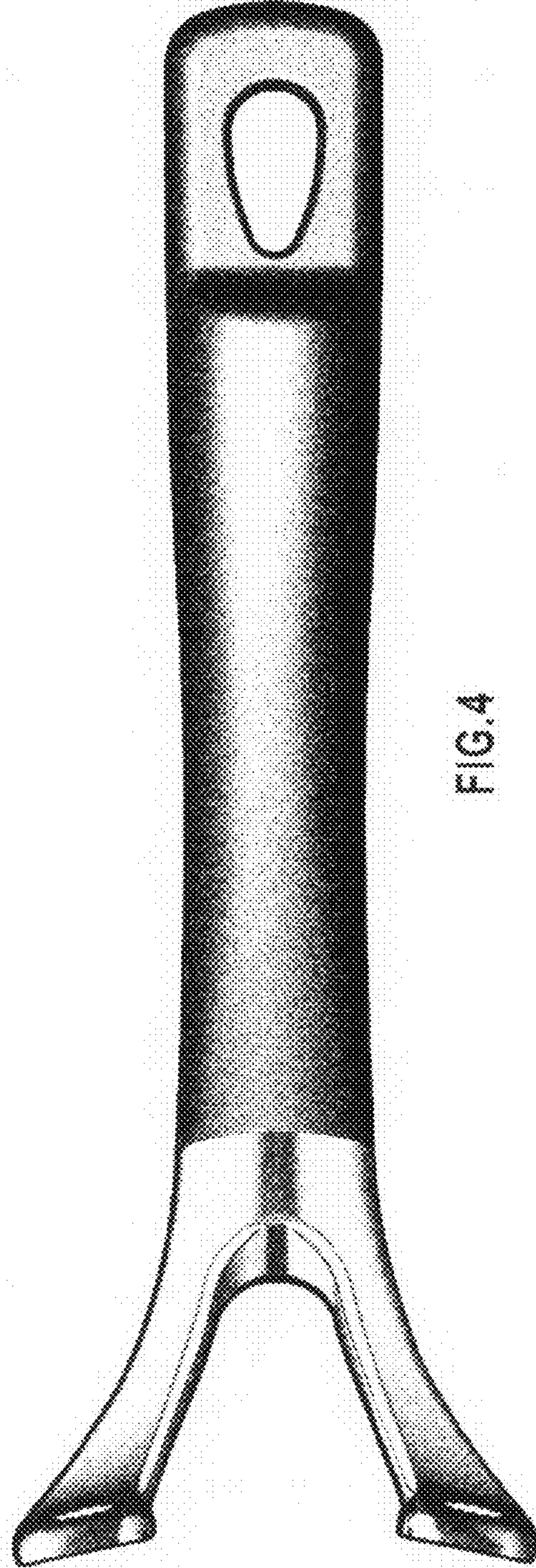


FIG.4

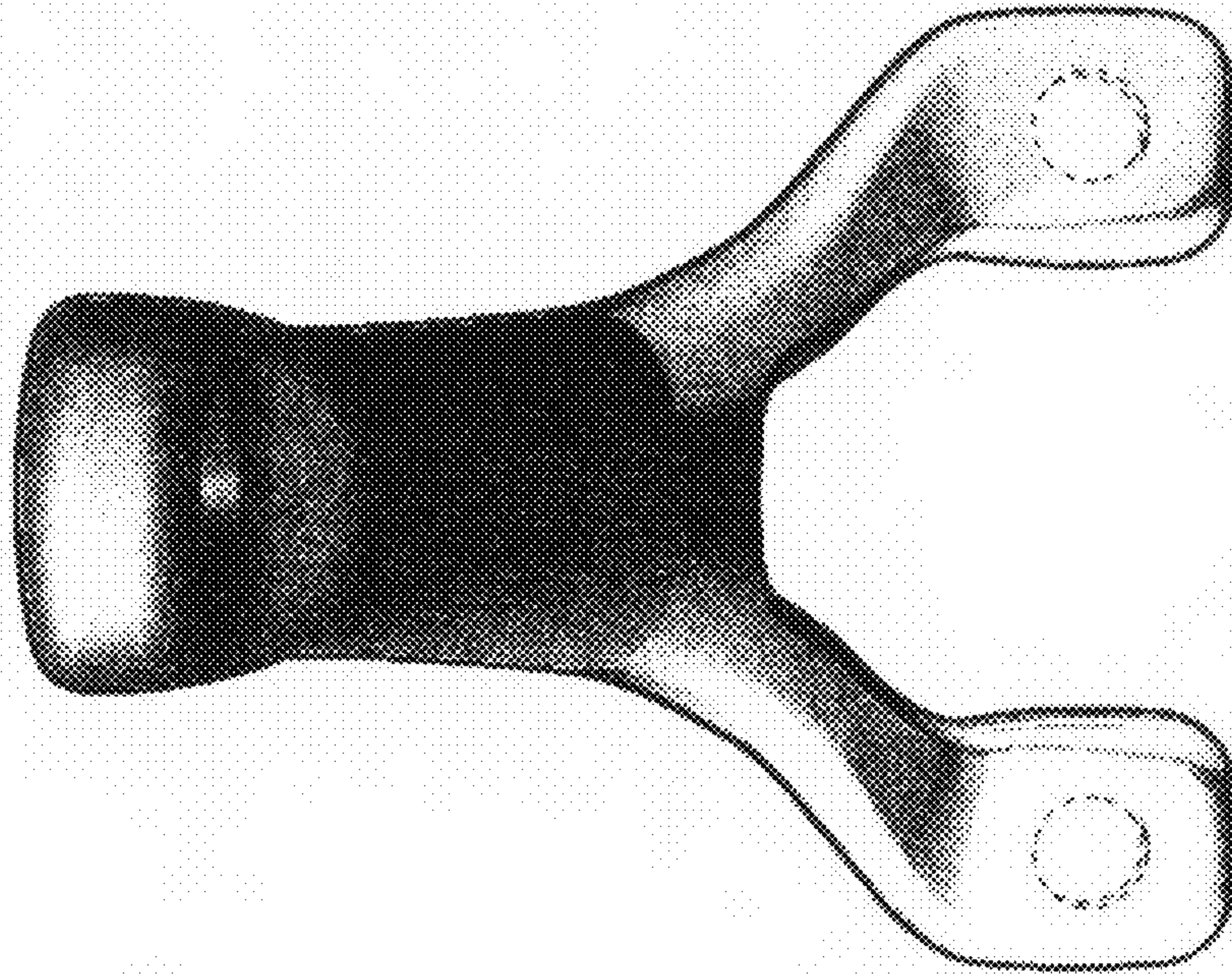


FIG. 6

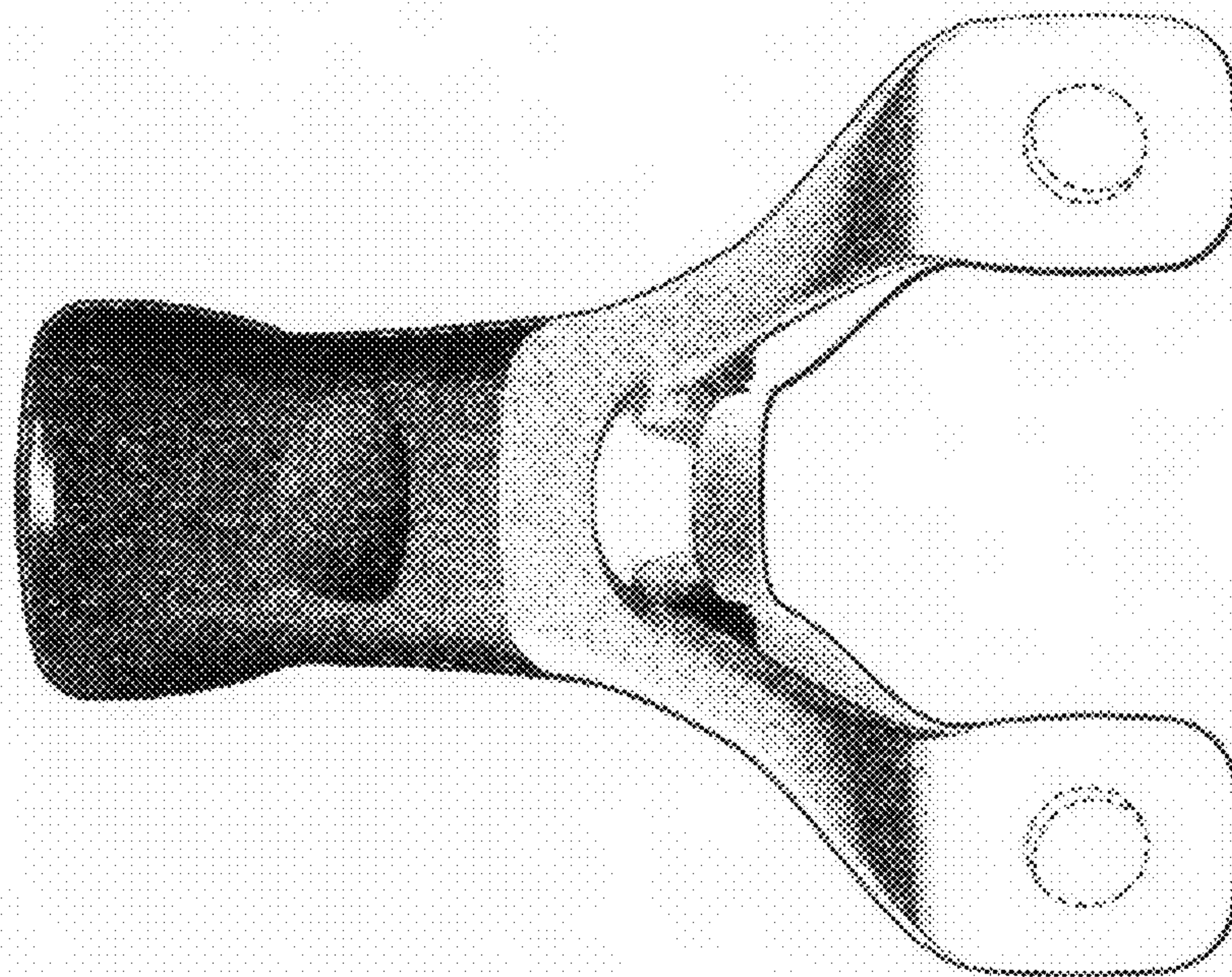


FIG. 5