



US00D645685S

(12) **United States Design Patent**
Goodman et al.

(10) **Patent No.:** **US D645,685 S**
(45) **Date of Patent:** **** Sep. 27, 2011**

(54) **WALL-MOUNT HOLDER FOR MISCELLANEOUS ARTICLES**
(75) Inventors: **Sheldon H. Goodman**, Solon, OH (US);
Omer I. Sazir, Cleveland, OH (US);
Elizabeth A. Cho, Strongsville, OH (US)
(73) Assignee: **Spectrum Diversified Designs, Inc.**, Streetsboro, OH (US)

(**) Term: **14 Years**

(21) Appl. No.: **29/367,891**

(22) Filed: **Aug. 14, 2010**

(51) **LOC (9) Cl.** **06-04**

(52) **U.S. Cl.** **D6/566**

(58) **Field of Classification Search** D6/512-514,
D6/553, 566, 567, 569, 315, 320, 327; D8/349,
D8/354, 367, 372; 248/301-304, 309.1,
248/309.2; 211/13.1, 30, 32, 70.6, 56.01,
211/87.01, 181.1; D25/38; D26/51
See application file for complete search history.

(56) **References Cited**

U.S. PATENT DOCUMENTS

D436,839 S * 1/2001 Goodman et al. D8/372
D452,533 S * 12/2001 Goodman et al. D6/566
D466,396 S * 12/2002 Snell D8/372

D484,345 S * 12/2003 Clucas D6/572
D535,405 S * 1/2007 Stein et al. D25/38
D568,652 S * 5/2008 Goodman et al. D6/514
D575,973 S * 9/2008 Goodman et al. D6/572
D578,816 S * 10/2008 Goodman et al. D6/566
D584,091 S * 1/2009 Goodman et al. D6/566
D594,585 S * 6/2009 Chef D26/51
D616,232 S * 5/2010 Guindi D6/514
D628,842 S * 12/2010 Guindi D6/566

* cited by examiner

Primary Examiner — Brian N Vinson

(74) *Attorney, Agent, or Firm* — Pearne & Gordon LLP

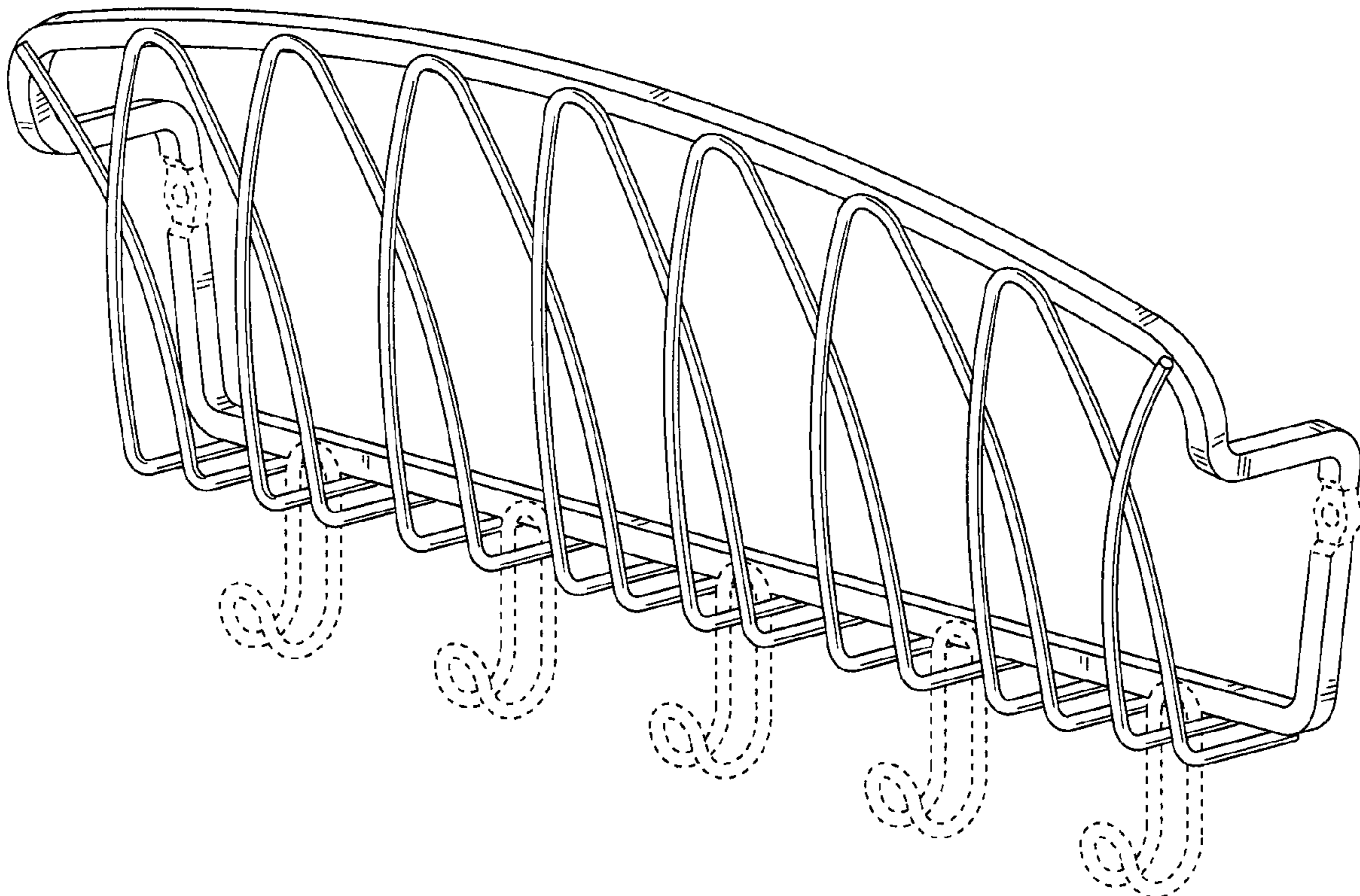
(57) **CLAIM**

The ornamental design for a wall-mount holder for miscellaneous articles, as shown and described.

DESCRIPTION

FIG. 1 is a perspective view of a wall-mount holder for miscellaneous articles showing our new design;
FIG. 2 is a top plan view thereof;
FIG. 3 is a front elevational view thereof;
FIG. 4 is a bottom plan view thereof;
FIG. 5 is a right side elevational view thereof, the left side elevational view being a mirror image; and,
FIG. 6 is a rear elevational view thereof.
The dotted-line showing in the drawings illustrates environmental matter and forms no part of the claimed design.

1 Claim, 3 Drawing Sheets



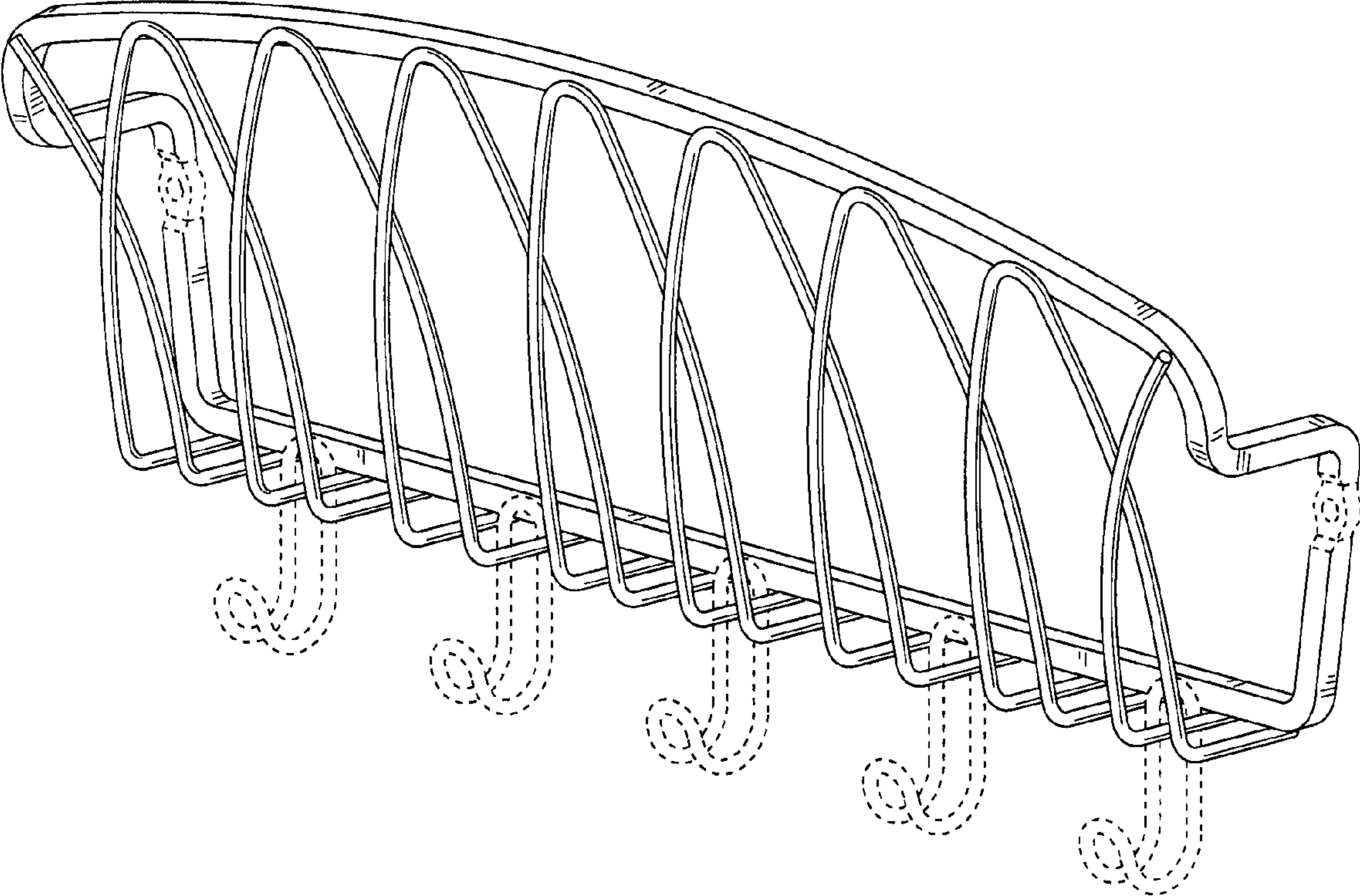


FIG. 1

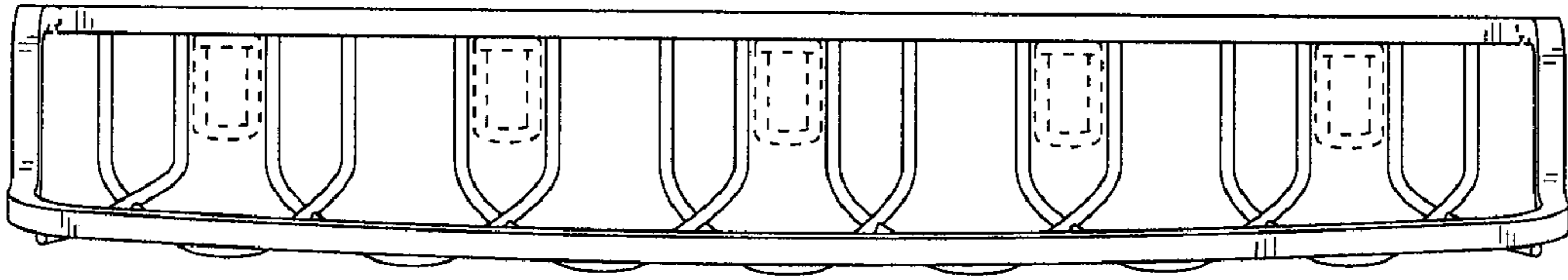


FIG. 2

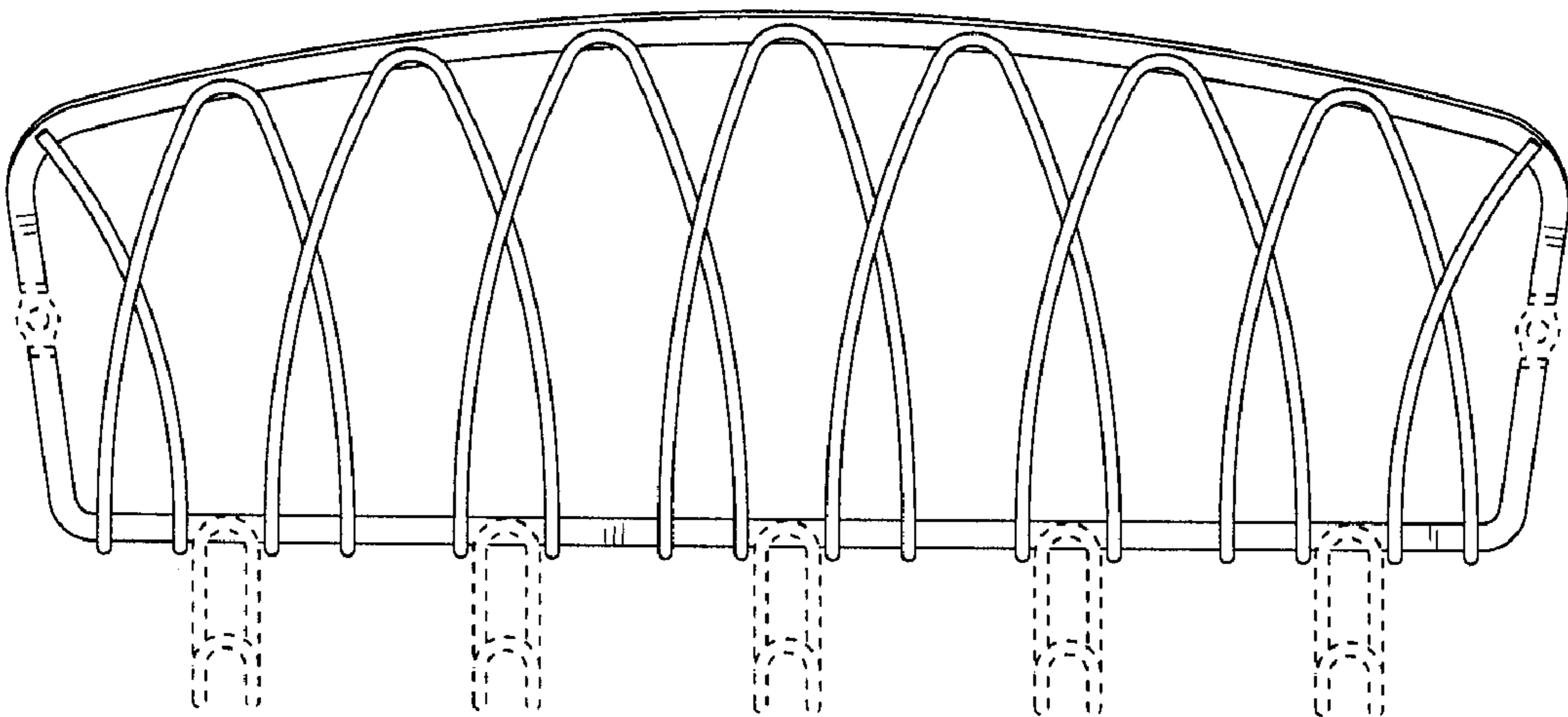


FIG. 3




FIG. 4

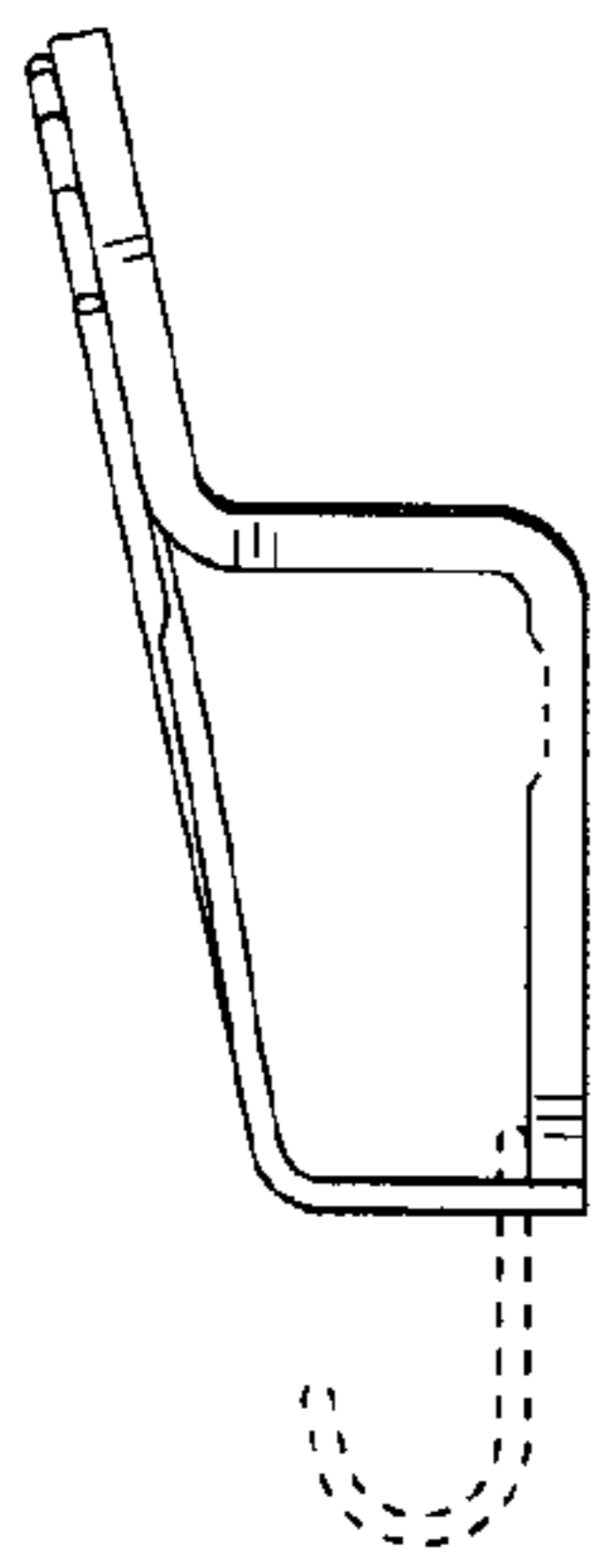


FIG. 5

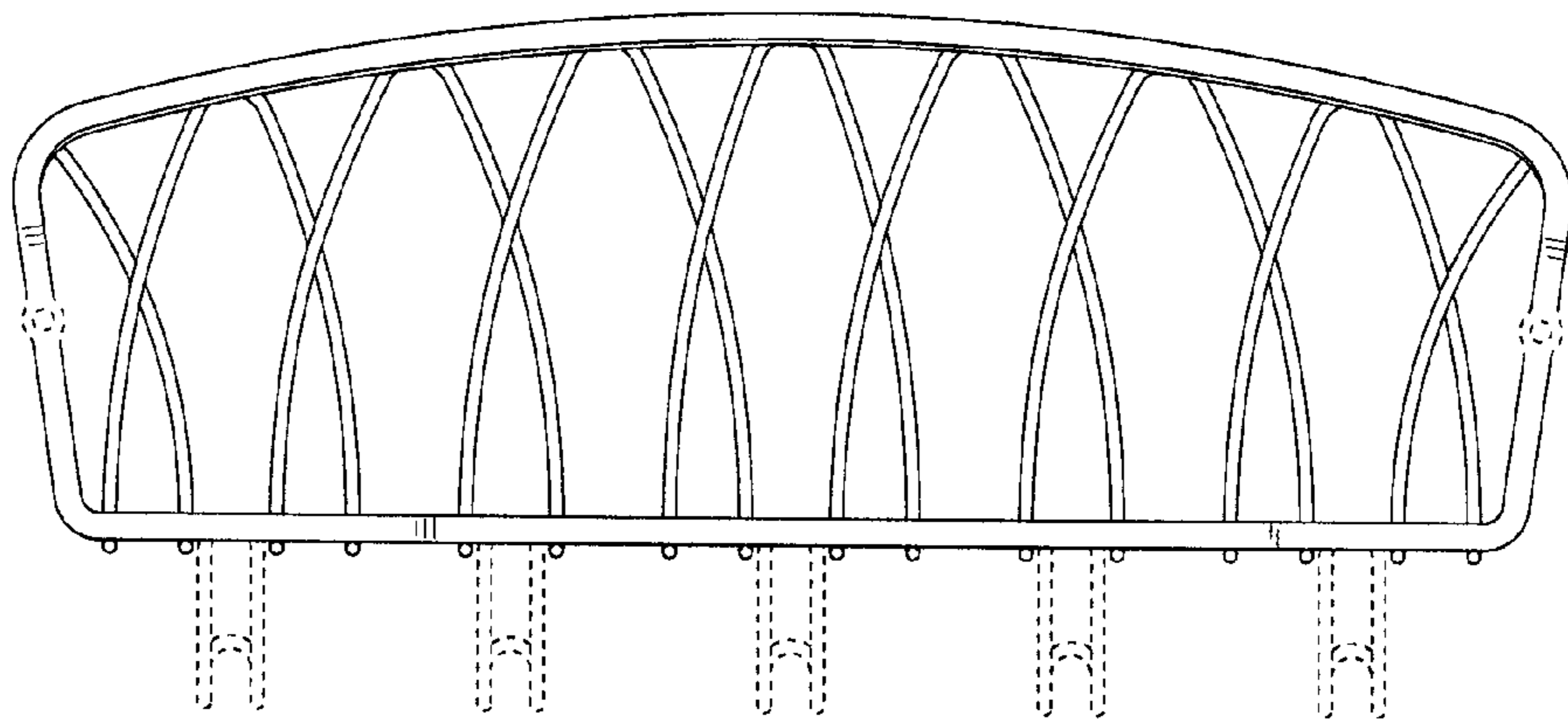


FIG. 6