



US00D645675S

(12) **United States Design Patent**  
**Rice et al.**

(10) **Patent No.:** **US D645,675 S**  
(45) **Date of Patent:** **\*\* Sep. 27, 2011**

(54) **LAP DESK**

(75) Inventors: **C. Michael Rice**, Baltimore, MD (US);  
**Cynthia C. Barlow**, Toronto, CA (US);  
**Jennifer R. Wiegand**, Kirkland, IL (US)

(73) Assignee: **The Belly-Bean Group, LLC**, Lewes,  
DE (US)

(\*\*) Term: **14 Years**

(21) Appl. No.: **29/342,033**

(22) Filed: **Aug. 17, 2009**

(51) **LOC (9) Cl.** ..... **06-02**

(52) **U.S. Cl.** ..... **D6/406.3**

(58) **Field of Classification Search** ..... D6/406.1–406.6,  
D6/421, 422, 429, 426, 440, 451, 489, 510,  
D6/511; D7/552.1, 552.2, 554.1, 554.4,  
D7/550.1, 554.2, 554.3, 566; 211/126.6,  
211/149; 108/43, 115, 157.1, 157.13; 434/432;  
D24/189, 124–125; D25/113–117  
See application file for complete search history.

(56) **References Cited**

U.S. PATENT DOCUMENTS

D287,741 S	1/1987	Taylor	
D315,456 S	3/1991	Couch et al.	
5,069,375 A *	12/1991	Flick	224/564
D354,349 S *	1/1995	Grein	D24/125
D354,636 S	1/1995	Cable	
D365,461 S	12/1995	Falter	
D404,219 S	1/1999	Patterson	
D413,209 S	8/1999	Jarke	
D418,327 S	1/2000	Sullins et al.	
D424,691 S *	5/2000	Yavitz	D24/128
D433,580 S *	11/2000	Jarke et al.	D6/406.5
D442,795 S *	5/2001	Holt	D6/406.3
D443,434 S	6/2001	Tinsley	
D443,999 S	6/2001	Cable	

D455,024 S *	4/2002	Mimick et al.	D6/406.3
D461,662 S *	8/2002	Taylor	D6/511
D472,728 S	4/2003	Harris et al.	
D476,700 S *	7/2003	Manville	D21/484
D479,000 S *	8/2003	van Oort	D25/113
D488,816 S	4/2004	Tyler et al.	
D495,540 S *	9/2004	Lipsztein	D6/511
D512,245 S	12/2005	Bean et al.	
D514,057 S	1/2006	Borunda et al.	
D517,833 S	3/2006	Jennings	
D526,810 S	8/2006	Lorr et al.	
D537,876 S	3/2007	Balzer	
D538,059 S *	3/2007	Knorpp	D6/406.3

(Continued)

OTHER PUBLICATIONS

Trademark Electronic Search System, Design Only—Desks—74/  
614,624.

(Continued)

*Primary Examiner* — Ian Simmons

*Assistant Examiner* — Charles D Hanson

(74) *Attorney, Agent, or Firm* — Miles & Stockbridge P.C.;  
David R. Schaffer, Esq.


(57) **CLAIM**

The ornamental design for a lap desk, as shown and  
described.

**DESCRIPTION**

FIG. 1 is a top perspective view of the design for a lap desk.  
FIG. 2 is a top view of the design for a lap desk.  
FIG. 3 is a top edge view of the design for a lap desk.  
FIG. 4 is a bottom edge view of the design for a lap desk.  
FIG. 5 is a left edge view of the design for a lap desk.  
FIG. 6 is a right edge view of the design for a lap desk; and,  
FIG. 7 is a bottom view of the design for a lap desk.

**1 Claim, 2 Drawing Sheets**



# US D645,675 S

Page 2

---

## U.S. PATENT DOCUMENTS

D582,991 S \* 12/2008 McCowan ..... D21/391  
D583,163 S 12/2008 Jennings  
D583,164 S 12/2008 Jennings  
D584,070 S 1/2009 Jennings  
D584,530 S 1/2009 Jennings  
D584,531 S 1/2009 Falter  
D588,671 S \* 3/2009 Ball et al. .... D21/802

## OTHER PUBLICATIONS

Appendix B: Competition, Lap Desk—Innovative Products  
Designed to Enhance Comfort & Convenience.  
Levenger Tools for Serious Readers, Lap Desk Logic.  
\* cited by examiner

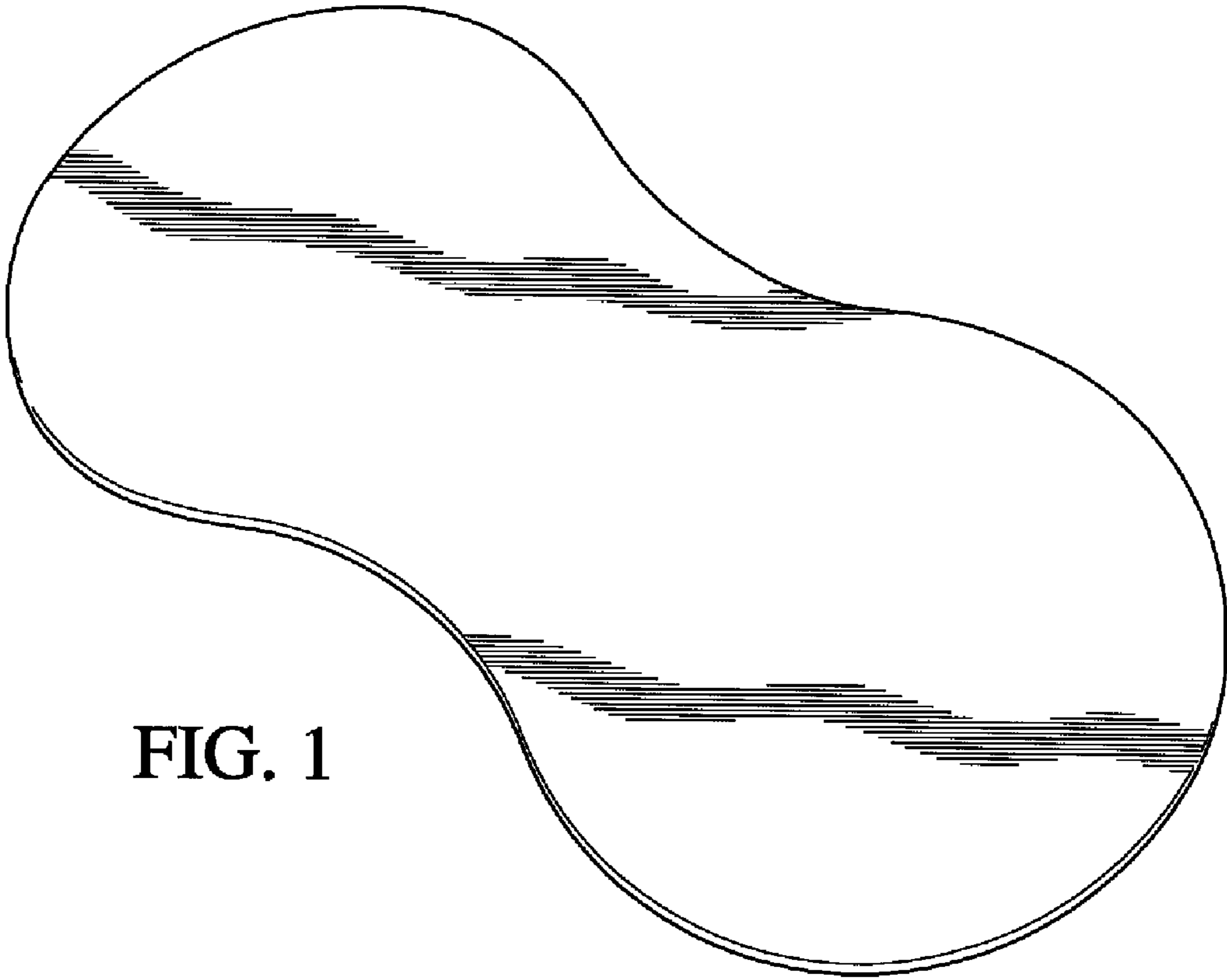


FIG. 1

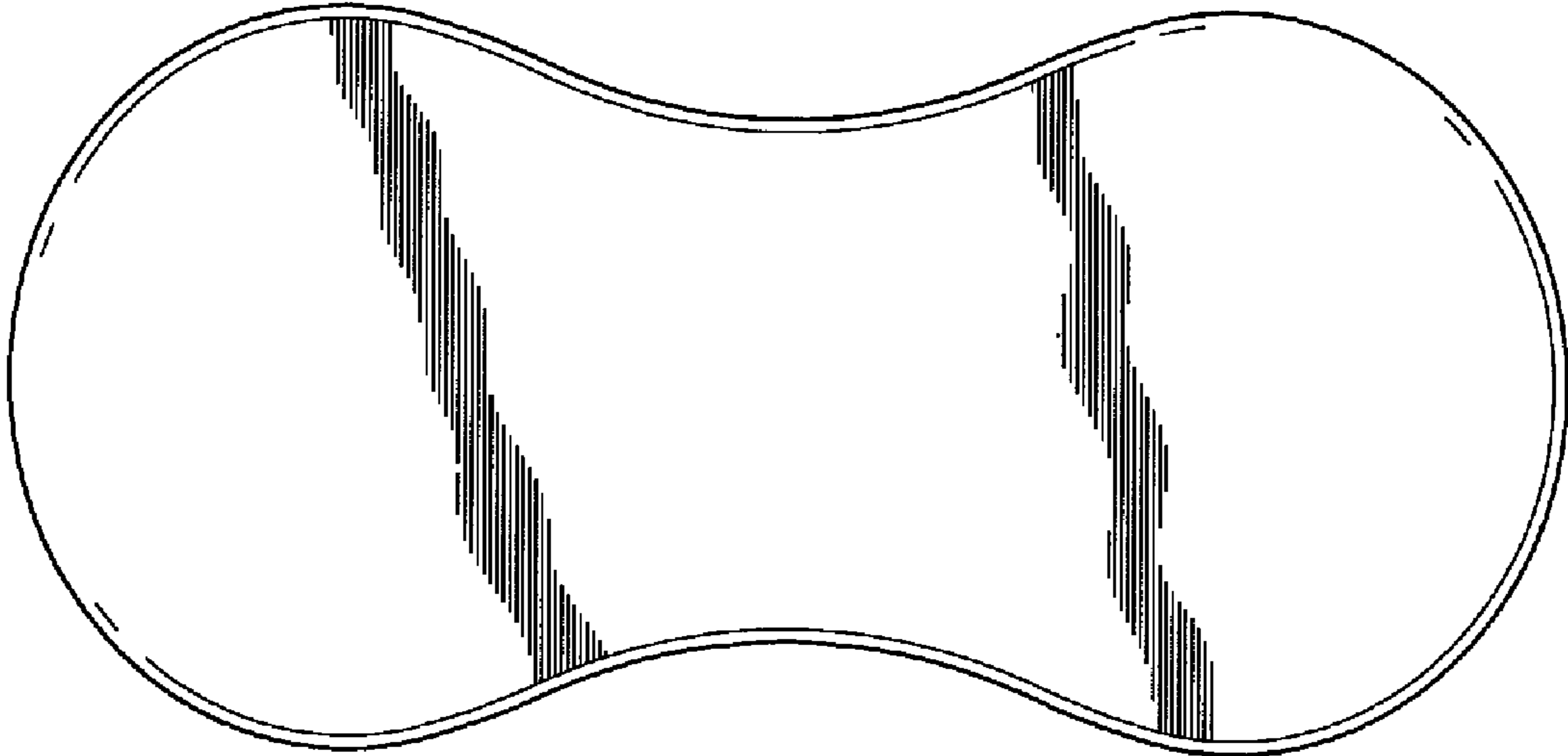


FIG. 2



FIG. 3



FIG. 4




FIG. 5




FIG. 6

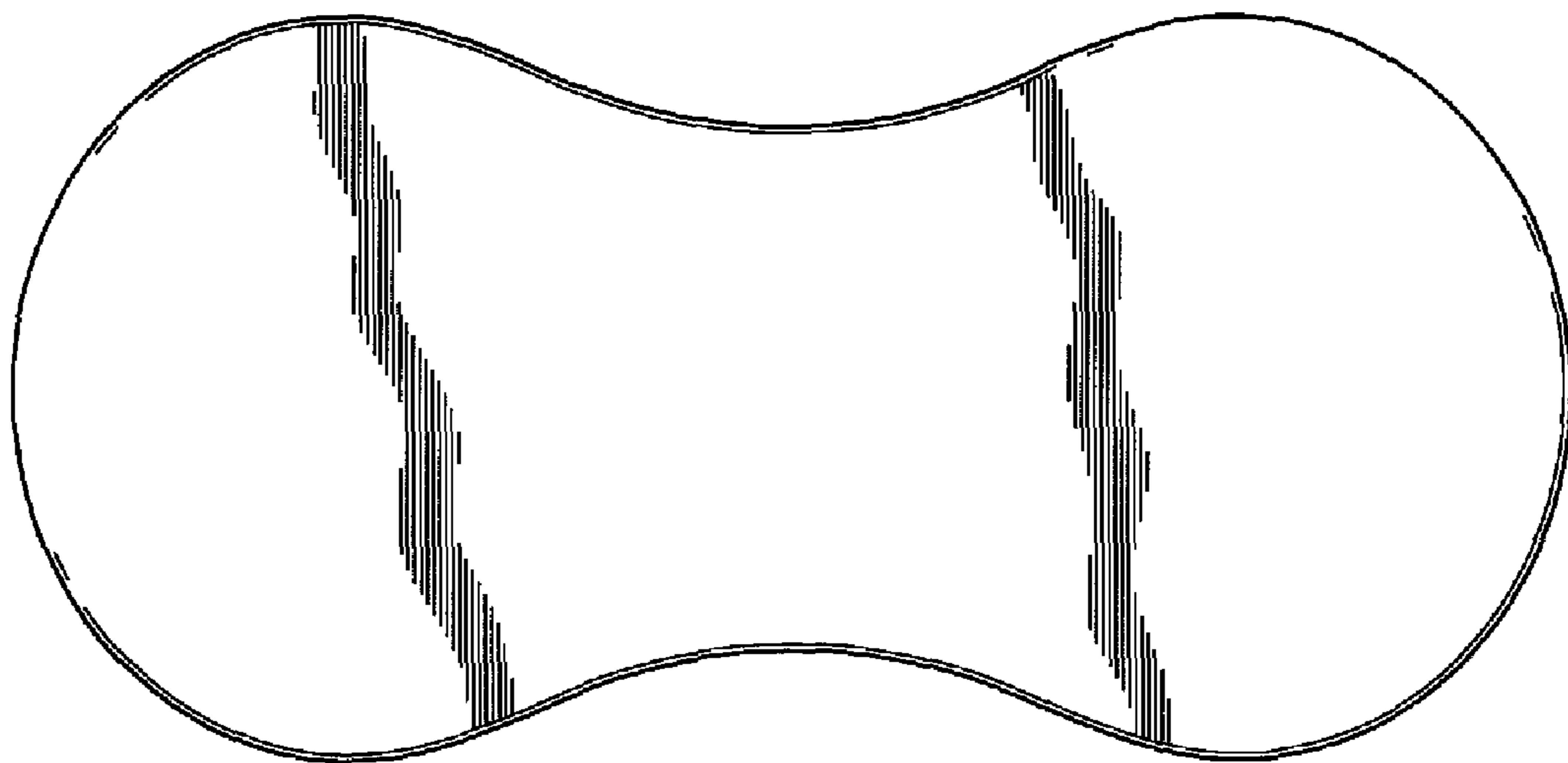


FIG. 7