



US00D645671S

(12) **United States Design Patent**
Goodman et al.

(10) **Patent No.:** **US D645,671 S**

(45) **Date of Patent:** **** Sep. 27, 2011**

(54) **HOLDER FOR HOUSEHOLD ARTICLES**

(75) Inventors: **Sheldon H. Goodman**, Solon, OH (US);
Omer I. Sazir, Cleveland, OH (US);
Elizabeth A. Cho, Strongsville, OH
(US)

(73) Assignee: **Spectrum Diversified Designs, Inc.**,
Streetsboro, OH (US)

(**) Term: **14 Years**

(21) Appl. No.: **29/367,896**

(22) Filed: **Aug. 14, 2010**

(51) **LOC (9) Cl.** **06-04**

(52) **U.S. Cl.** **D6/362**

(58) **Field of Classification Search** D6/396,
D6/449, 450, 454-469, 566; 211/1, 11, 13.1,
211/22, 41.1, 41.2, 85.31, 86.01, 134, 191.1;
D7/601, 631; D19/90, 92; D3/304, 306
See application file for complete search history.

(56) **References Cited**

U.S. PATENT DOCUMENTS

D436,463	S	*	1/2001	Goodman et al.	D6/462
D453,273	S	*	2/2002	Goodman et al.	D6/462
D484,008	S	*	12/2003	Goodman et al.	D7/631
6,948,621	B1	*	9/2005	Lassanske et al.	211/22
D575,554	S	*	8/2008	Calabria et al.	D6/462
D583,589	S	*	12/2008	Goodman et al.	D6/462
D583,872	S	*	12/2008	Smith	D19/90

D634,121	S	*	3/2011	Goodman et al.	D3/306
2009/0065452	A1	*	3/2009	Smith	211/11
2009/0065453	A1	*	3/2009	Smith	211/11

* cited by examiner

Primary Examiner — Mary Ann Calabrese

(74) *Attorney, Agent, or Firm* — Pearne & Gordon LLP

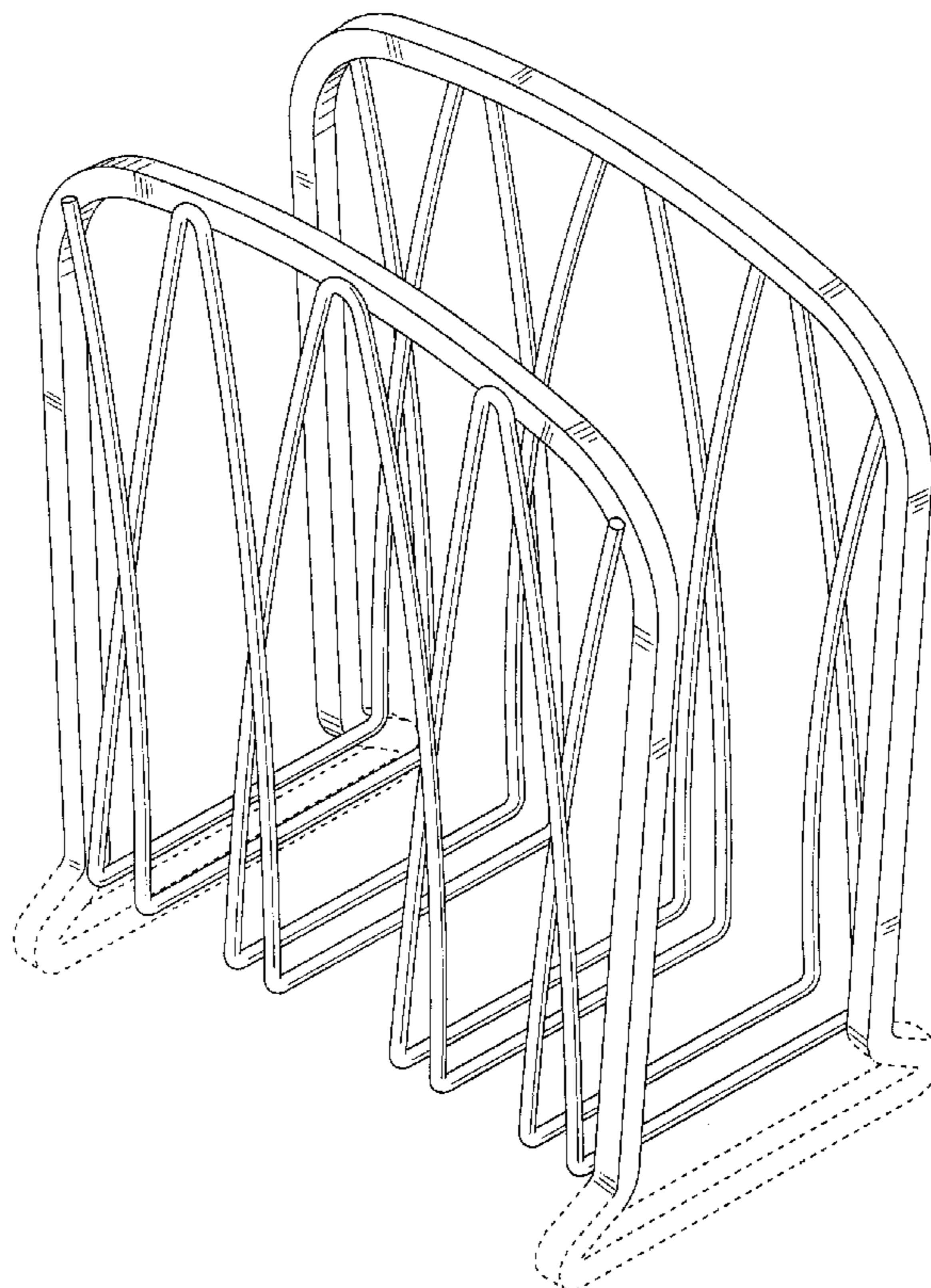
(57) **CLAIM**

The ornamental design for a holder for household articles, as shown and described.

DESCRIPTION

FIG. 1 is a perspective view of a holder for household articles showing our new design;
FIG. 2 is a top plan view thereof;
FIG. 3 is a front elevational view thereof;
FIG. 4 is a right side elevational view thereof, the left side elevational view being identical;
FIG. 5 is a bottom plan view thereof;
FIG. 6 is a perspective view of a second embodiment of the design shown in FIG. 1;
FIG. 7 is a top plan view thereof;
FIG. 8 is a front elevational view thereof;
FIG. 9 is a right side elevational view thereof, the left side elevational view being identical; and,
FIG. 10 is a bottom plan view thereof.
The broken lines showing in the drawings illustrates environmental matter and forms no part of the claimed design.

1 Claim, 4 Drawing Sheets



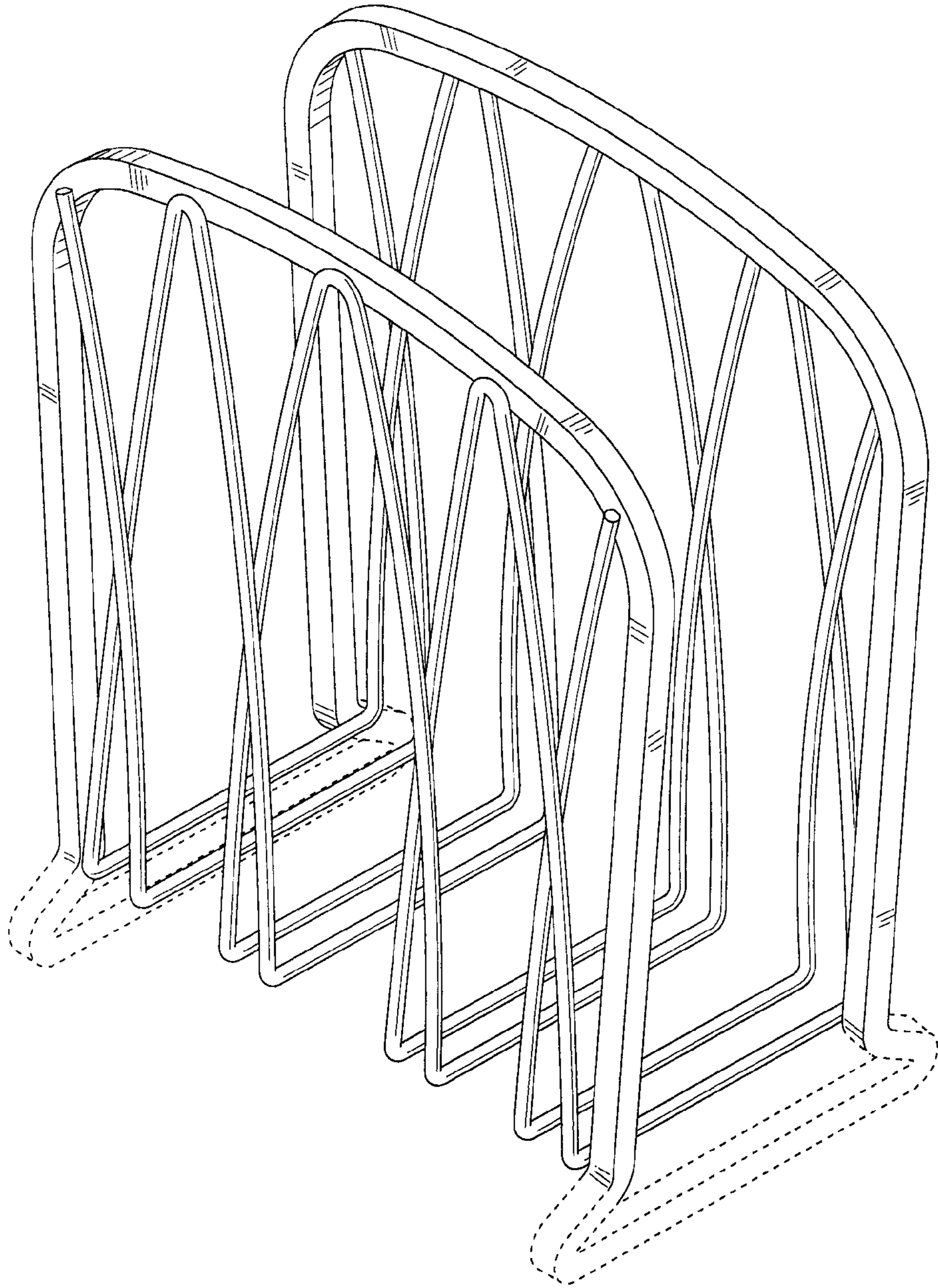


FIG. 1

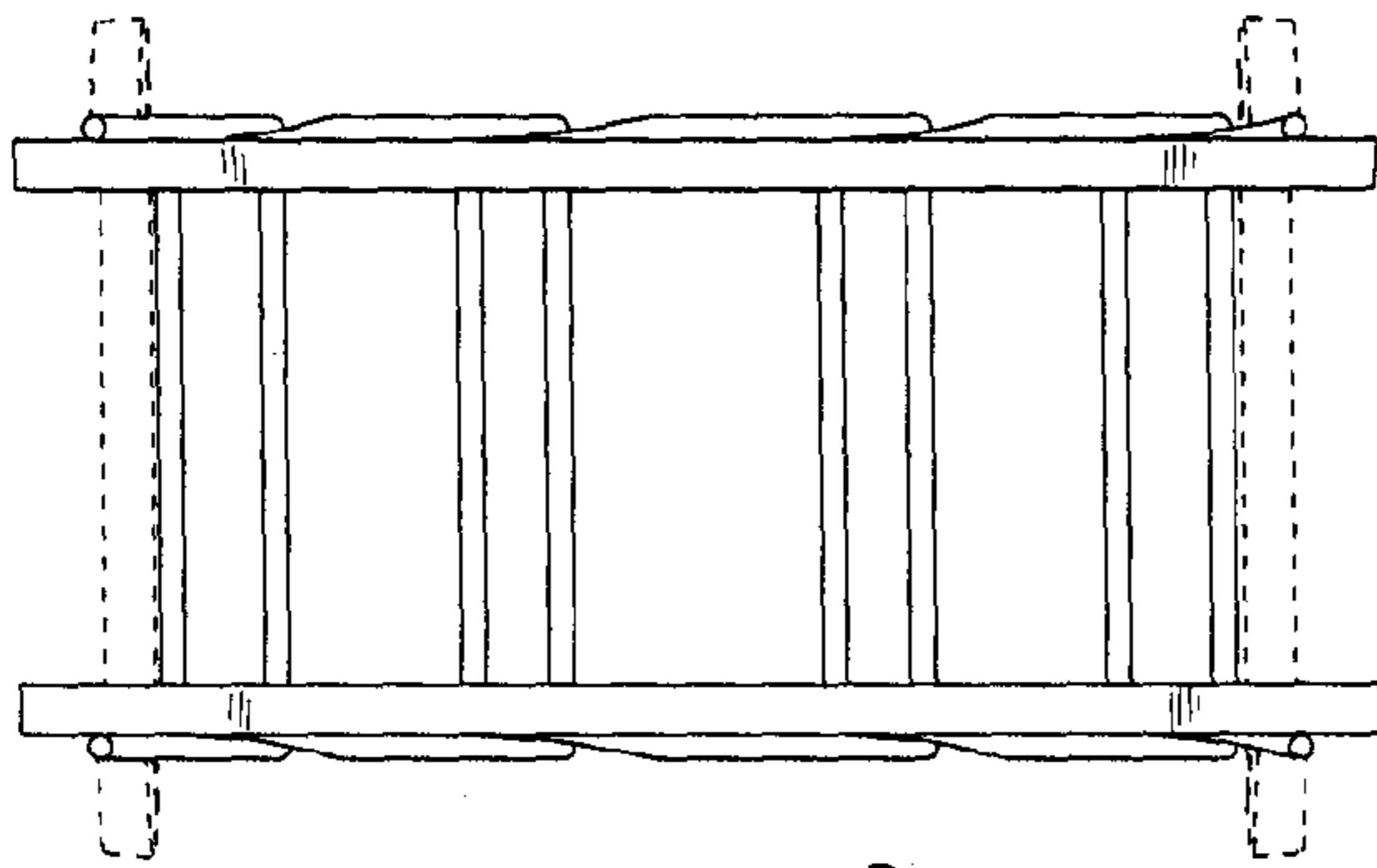


FIG. 2

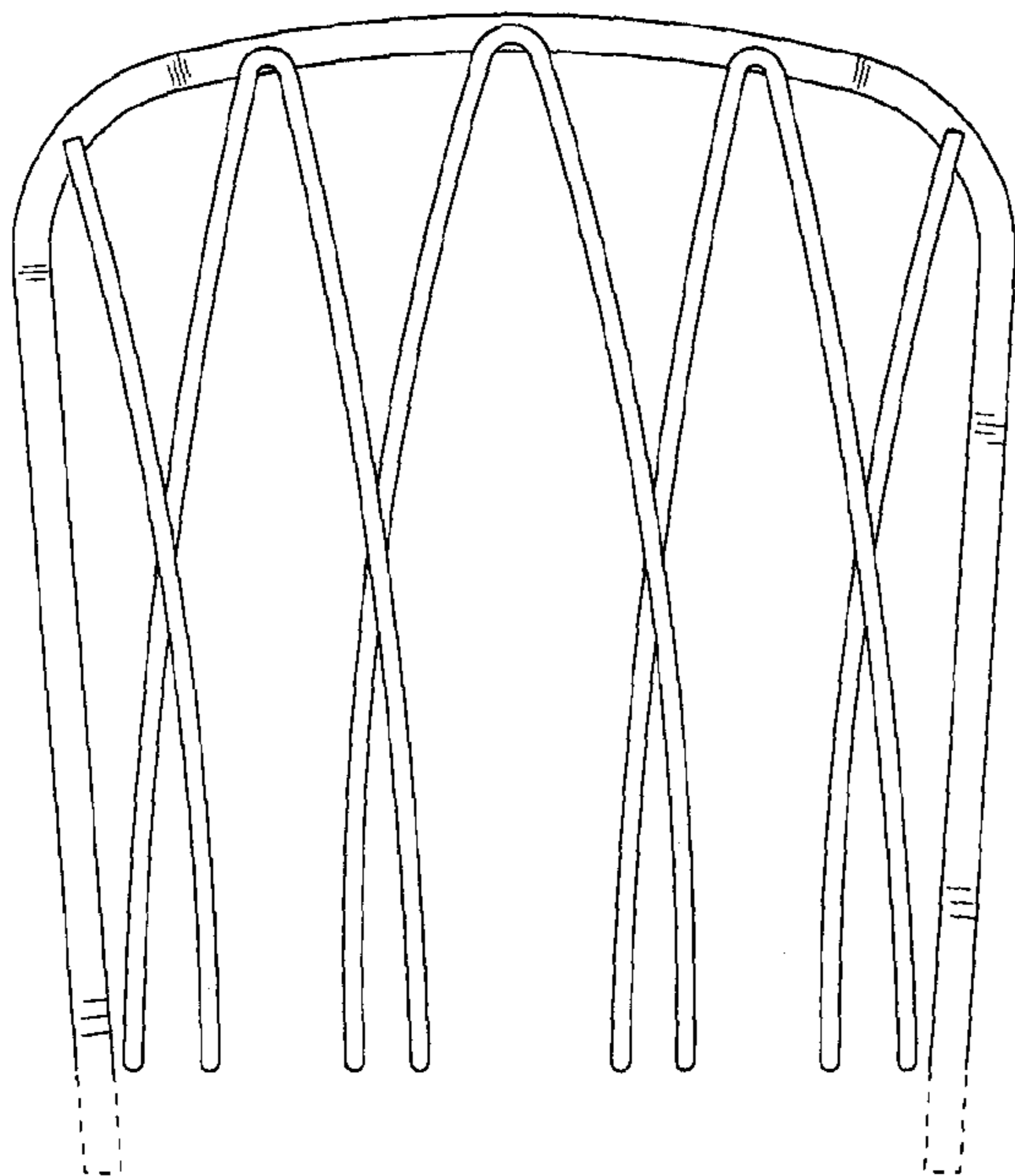


FIG. 3




FIG. 4




FIG. 5

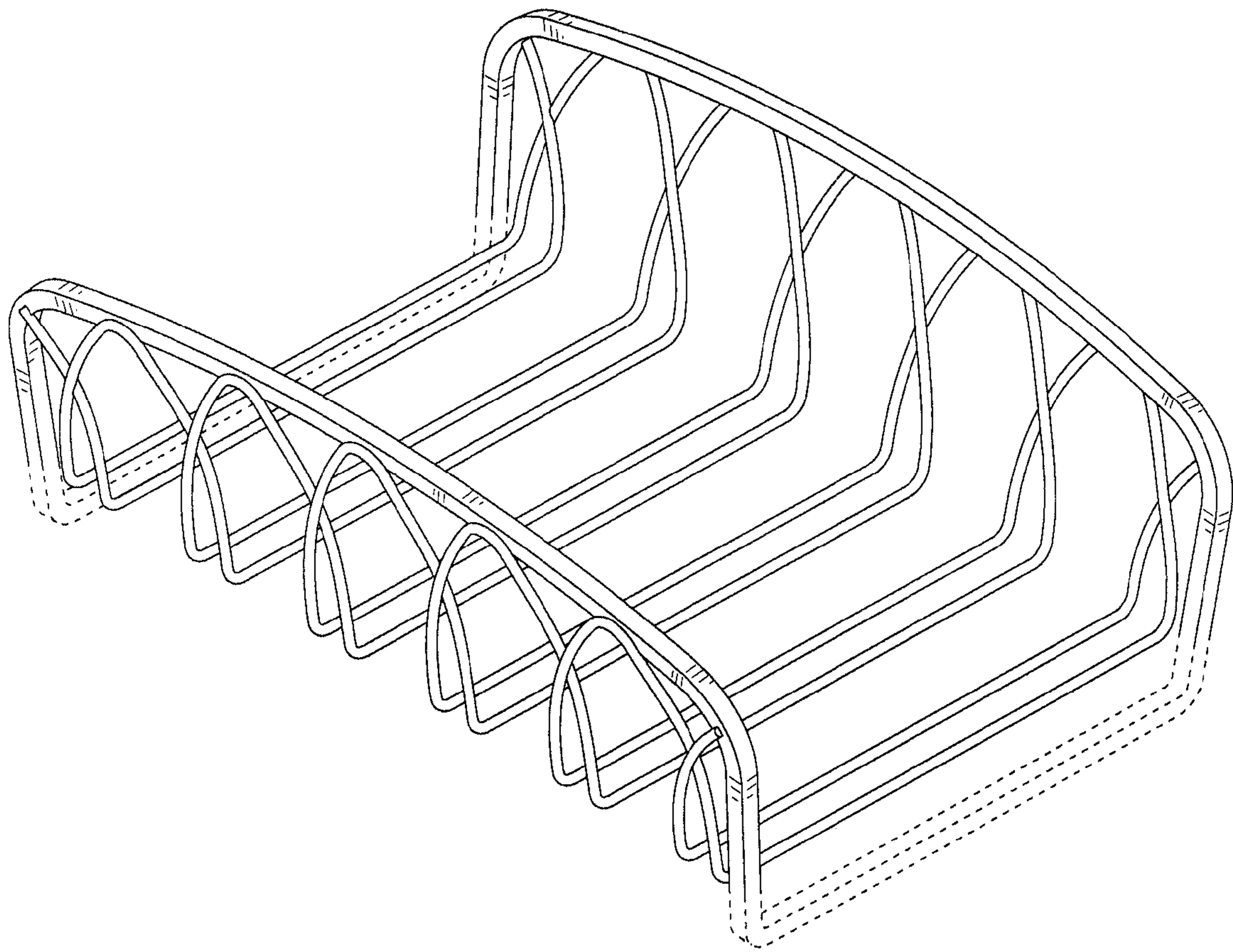


FIG. 6




FIG. 7

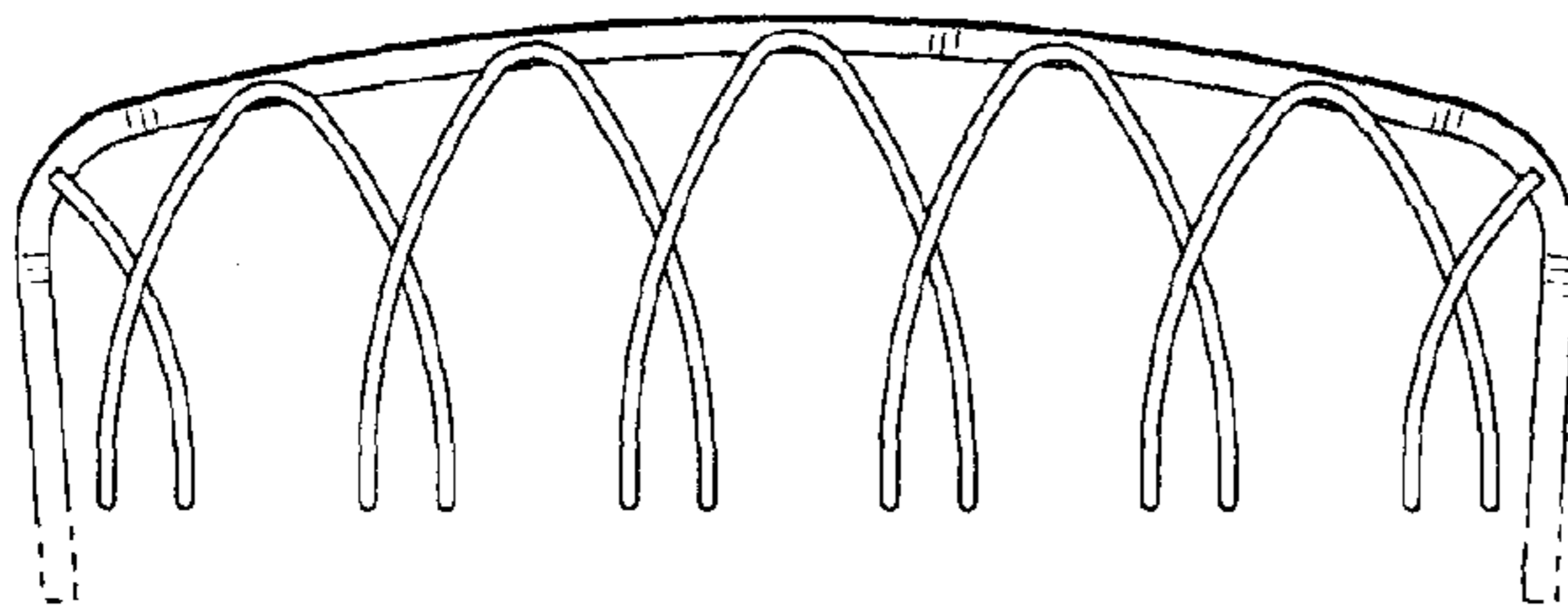


FIG. 8




FIG. 9




FIG. 10