



US00D645669S

(12) **United States Design Patent**
Obiorah

(10) **Patent No.:** **US D645,669 S**

(45) **Date of Patent:** **** Sep. 27, 2011**

(54) **BAR CHAIR**

(76) Inventor: **Okechukwu Ambrose Obiorah,**
Edgware (GB)

(**) Term: **14 Years**

(21) Appl. No.: **29/313,921**

(22) Filed: **Feb. 20, 2009**

(30) **Foreign Application Priority Data**

Sep. 1, 2008 (GB) 4008766

(51) **LOC (9) Cl.** **06-01**

(52) **U.S. Cl.** **D6/360**

(58) **Field of Classification Search** D6/360,
D6/334-335, 374-375, 379, 380, 500-502;
297/445.1, 446.1, 452.29, 452.3

See application file for complete search history.

(56) **References Cited**

U.S. PATENT DOCUMENTS

- D347,739 S * 6/1994 Beaulieu D6/360
- D357,592 S * 4/1995 Kellen D6/360
- D400,721 S * 11/1998 Baeriswyl et al. D6/360

- D468,918 S * 1/2003 de Blois D6/360
- D485,447 S * 1/2004 Stanton D6/360
- D498,937 S * 11/2004 Messier et al. D6/369
- D502,611 S * 3/2005 Williams D6/360
- D564,772 S * 3/2008 Alter Molina et al. D6/375
- D565,318 S * 4/2008 Alter Molina et al. D6/375
- D617,567 S * 6/2010 Stiker Metral D6/360

* cited by examiner

Primary Examiner — Elizabeth Albert
Assistant Examiner — Kelley Donnelly


(57) **CLAIM**

The ornamental design for a bar chair, as shown.

DESCRIPTION

FIG. 1 is a front elevational view of a bar chair showing my new design;
FIG. 2 is a right side elevational view thereof;
FIG. 3 is a top plan view thereof;
FIG. 4 is a rear elevational view thereof.
FIG. 5 is a perspective view from the left side thereof; and,
FIG. 6 is a perspective view from the right side thereof.

1 Claim, 6 Drawing Sheets






FIG. 1

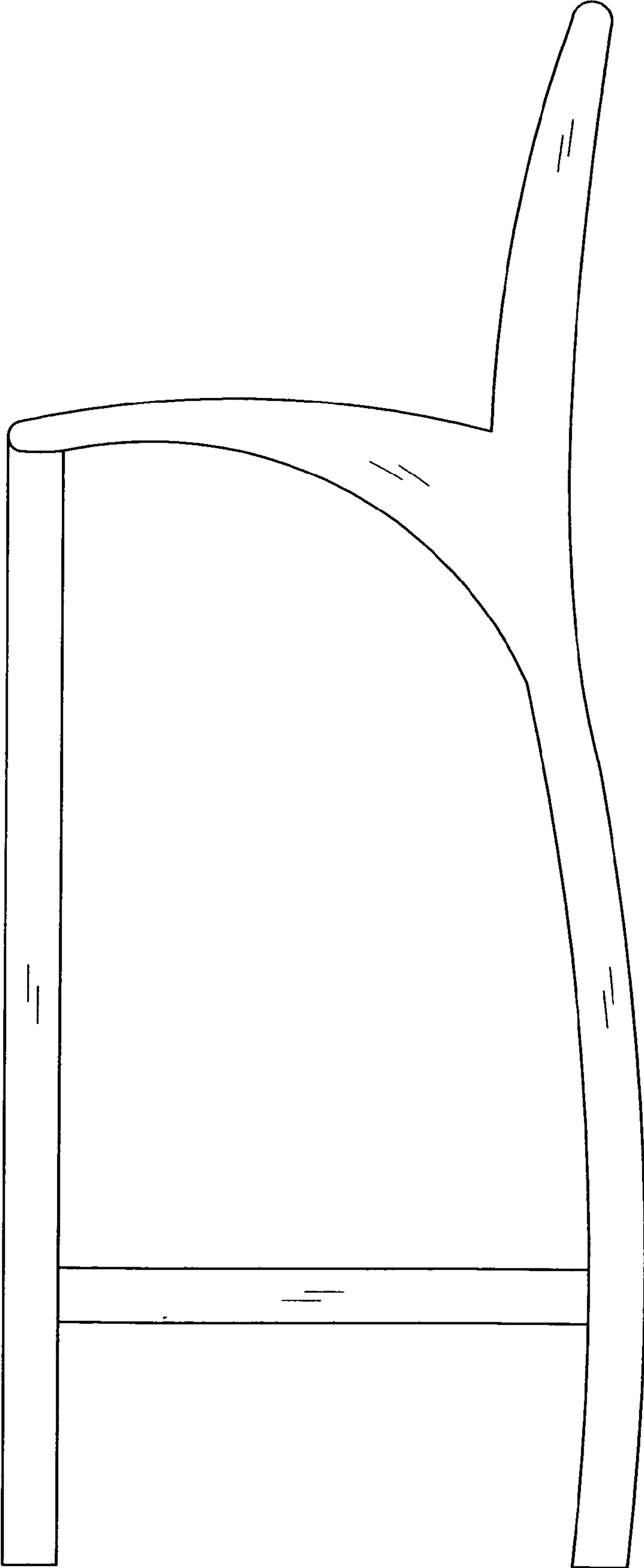


FIG. 2

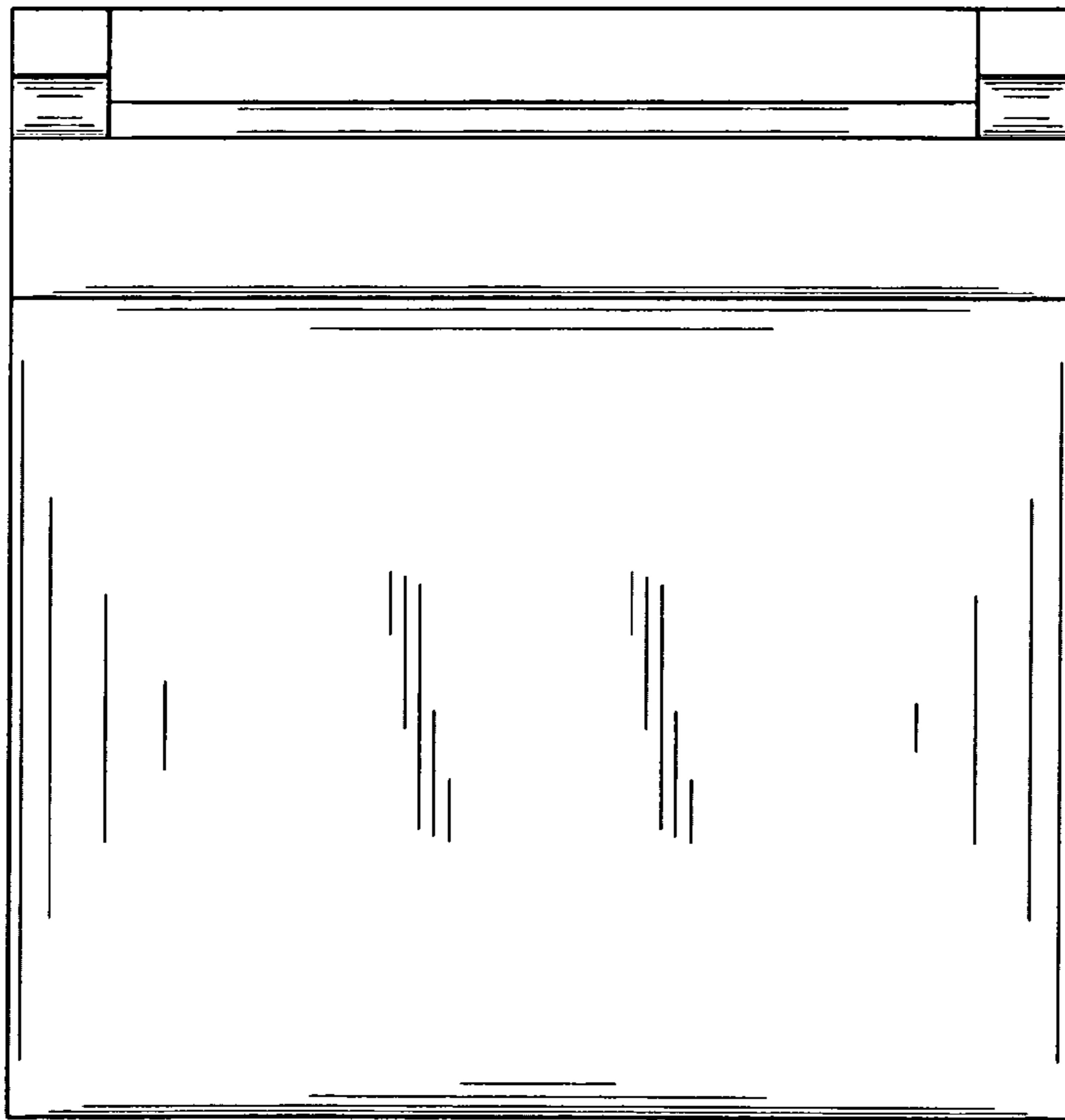


FIG. 3




FIG. 4




FIG. 5




FIG. 6