



US00D645668S

(12) **United States Design Patent**
Lewis

(10) **Patent No.:** **US D645,668 S**

(45) **Date of Patent:** **** Sep. 27, 2011**

(54) **BENCH**

(75) Inventor: **Sally Sirkin Lewis**, Beverly Hills, CA
(US)

(73) Assignee: **J. Robert Scott, Inc.**, Inglewood, CA
(US)

(**) Term: **14 Years**

(21) Appl. No.: **29/359,731**

(22) Filed: **Apr. 14, 2010**

(51) **LOC (9) Cl.** **06-01**

(52) **U.S. Cl.** **D6/355**

(58) **Field of Classification Search** D6/310,
D6/334-336, 348-349, 355-381, 500-502;
297/271.6, 411.2, 411.27, 411.28, 445.1,
297/446.1, 452.13

See application file for complete search history.

(56) **References Cited**

U.S. PATENT DOCUMENTS

D36,207 S * 1/1903 Pepper D6/355
D45,912 S * 6/1914 Martin D6/336
D49,154 S * 6/1916 Martin D6/355

D73,211 S * 8/1927 Shapiro D6/355
D75,371 S * 5/1928 Kannaka D6/349
D145,541 S * 9/1946 Sky D6/355
D365,937 S * 1/1996 Skalka D6/370
D371,464 S * 7/1996 Lewis D6/355
D376,266 S * 12/1996 Lewis D6/355
D457,333 S * 5/2002 Walters et al. D6/355
D485,692 S * 1/2004 Wanek et al. D6/355
D561,487 S * 2/2008 Schweikarth et al. D6/381

* cited by examiner

Primary Examiner — Ricky Pham

(74) *Attorney, Agent, or Firm* — Cox Smith Matthews
Incorporated


(57) **CLAIM**

The ornamental design for a bench, as shown and described.

DESCRIPTION

FIG. 1 is a perspective view of the bench;
FIG. 2 is a top view bench;
FIG. 3 is a front view of the bench (the back view, being a
mirror image of the front view, is not shown);
FIG. 4 is a right side facing view of the bench (the left side
facing view, being a mirror image of the right side facing
view, is not shown); and,
FIG. 5 is a bottom view of the bench.

1 Claim, 3 Drawing Sheets






FIG. 1




FIG. 2




FIG. 3

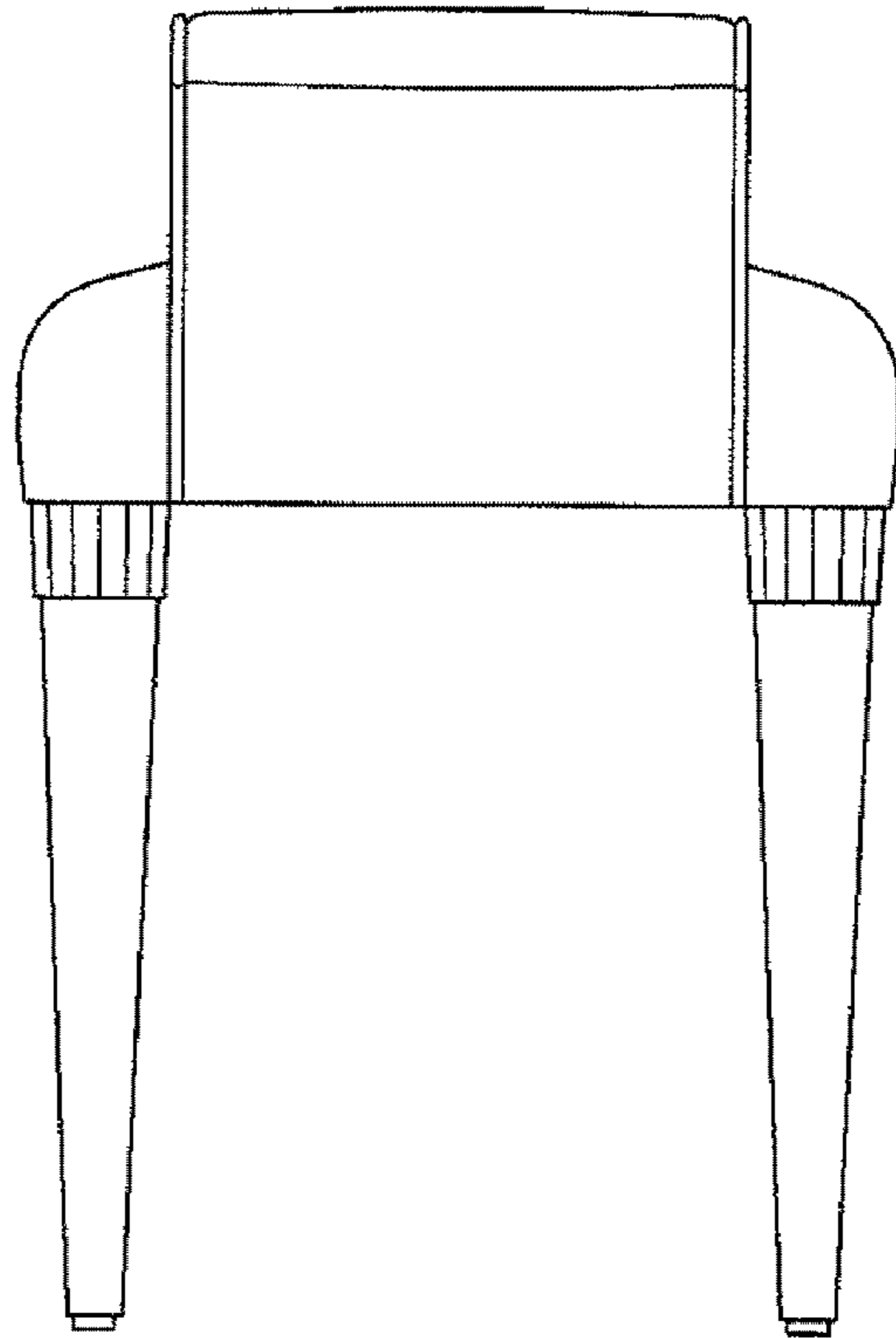


FIG. 4




FIG. 5