



US00D645663S

(12) **United States Design Patent**
Henley et al.

(10) **Patent No.:** **US D645,663 S**
(45) **Date of Patent:** **** Sep. 27, 2011**

(54) **TOOL CASE**

(75) Inventors: **Michael E. Henley**, Liberty Township, OH (US); **Artem Kalajyan**, City of Industry, CA (US)

(73) Assignee: **JPJ Investment Holding Corp.**, Carson City, NV (US)

(**) Term: **14 Years**

(21) Appl. No.: **29/388,629**

(22) Filed: **Mar. 31, 2011**

(30) **Foreign Application Priority Data**

Jan. 26, 2011 (CN) 2011 3 0015463

(51) **LOC (9) Cl.** **03-01**

(52) **U.S. Cl.** **D3/294; D3/905**

(58) **Field of Classification Search** D3/273, D3/274, 276, 280–284, 286, 288, 291, 292, D3/294–295, 905, 298, 293; 206/349, 372–379, 206/1.5; 220/523, 527; D9/423, 424; 211/70.6
See application file for complete search history.

(56) **References Cited**

U.S. PATENT DOCUMENTS

5,131,551 A	7/1992	Wells	
D367,211 S	2/1996	Cautereels	
5,803,254 A	9/1998	Vasudeva	
D411,446 S	6/1999	Cautereels	
D412,785 S	8/1999	Chen	
D421,902 S	3/2000	Hill	
6,044,973 A	4/2000	Vasudeva	
6,105,767 A	8/2000	Vasudeva	
6,105,770 A	8/2000	Vasudeva	
6,131,760 A	10/2000	Huang	
D439,042 S	3/2001	Lau	
D461,403 S	8/2002	Chomik et al.	
D467,414 S	12/2002	Pavlu et al.	
D483,180 S *	12/2003	Chen	D3/282

D486,634 S	2/2004	Fonfeder	
D495,185 S	8/2004	Palmer	
D496,271 S	9/2004	Hoeltgen	
D498,919 S	11/2004	Fonfeder	
6,905,015 B2	6/2005	Hernandez, Jr. et al.	
D508,773 S	8/2005	Singh	
D511,040 S	11/2005	Barrios et al.	
D527,182 S	8/2006	Ham	
D536,525 S	2/2007	Vasudeva et al.	
D543,358 S	5/2007	Vasudeva et al.	
D555,445 S	11/2007	Strahorn	
D561,994 S *	2/2008	Peart et al.	D3/291
D592,399 S	5/2009	Sage	
D601,876 S	10/2009	Christopher	
D610,192 S	2/2010	Shih	
7,665,625 B1	2/2010	Rothstein et al.	
D613,944 S	4/2010	Molina	
D613,945 S	4/2010	Molina	
D617,987 S	6/2010	Wang	
D622,059 S	8/2010	Deguglimo et al.	
D622,506 S	8/2010	Deguglimo et al.	
D639,053 S *	6/2011	Molina et al.	D3/274

(Continued)

Primary Examiner — Jennifer Rivard

(74) *Attorney, Agent, or Firm* — Patterson & Sheridan, LLP

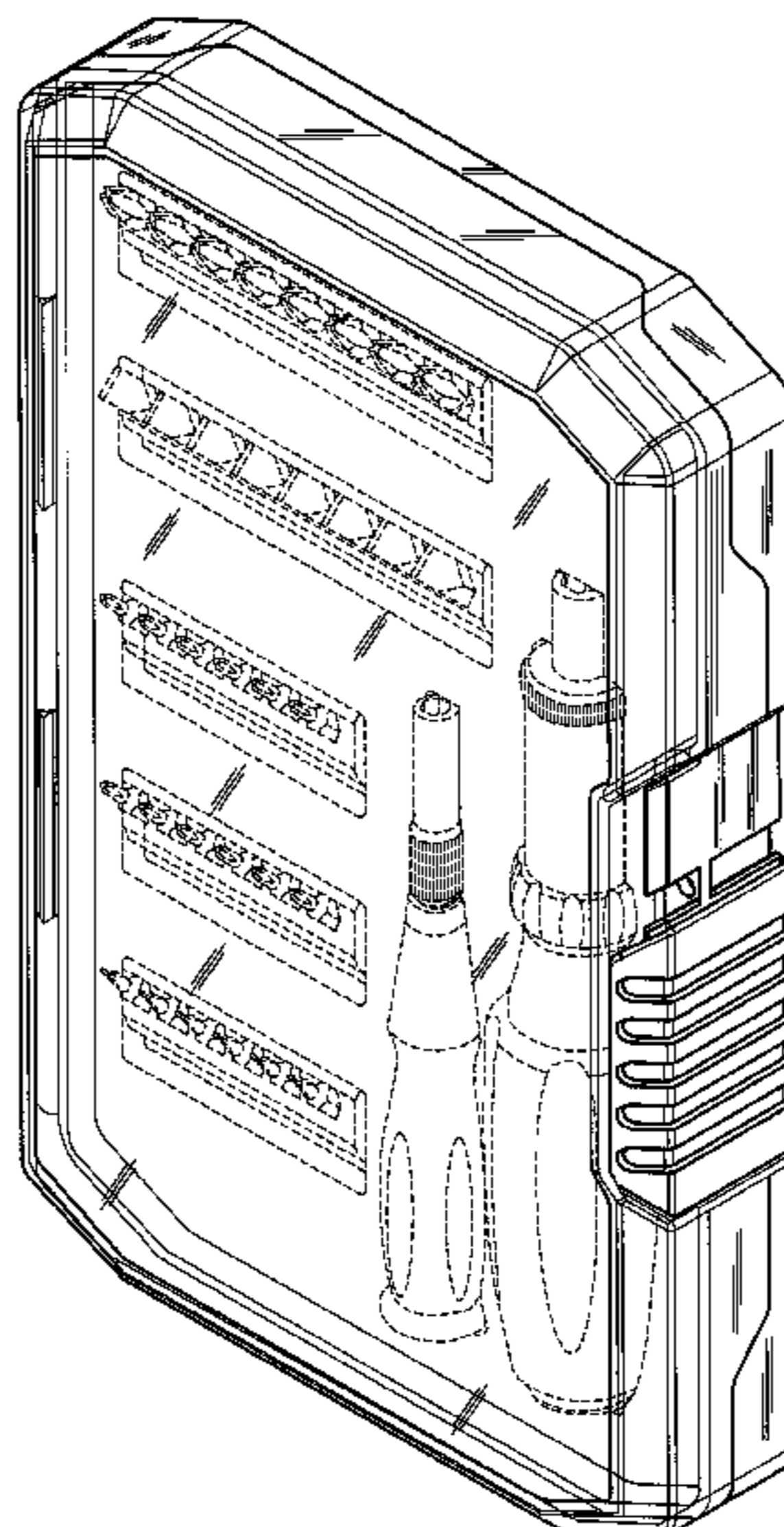
(57) **CLAIM**

The ornamental design for a tool case, as shown and described.

DESCRIPTION

FIG. 1 is a perspective view of a tool case showing our new design;
FIG. 2 is a front elevational view thereof;
FIG. 3 is a rear elevational view thereof;
FIG. 4 is a left side elevational view thereof;
FIG. 5 is a right side elevational view thereof;
FIG. 6 is a top plan view thereof; and,
FIG. 7 is a bottom plan view thereof.
The broken lines shown in the drawings illustrate environmental structure and form no part of the claimed design.

1 Claim, 6 Drawing Sheets



US D645,663 S

Page 2

U.S. PATENT DOCUMENTS

2006/0243617	A1 *	11/2006	Brunson et al.	206/349	2008/0035510	A1 *	2/2008	Brunson	206/373
2006/0278548	A1 *	12/2006	Pangerc et al.	206/379	2009/0020447	A1	1/2009	Potterfield et al.	
2007/0272572	A1 *	11/2007	Chen	206/373	2011/0005954	A1	1/2011	Zhang	

* cited by examiner

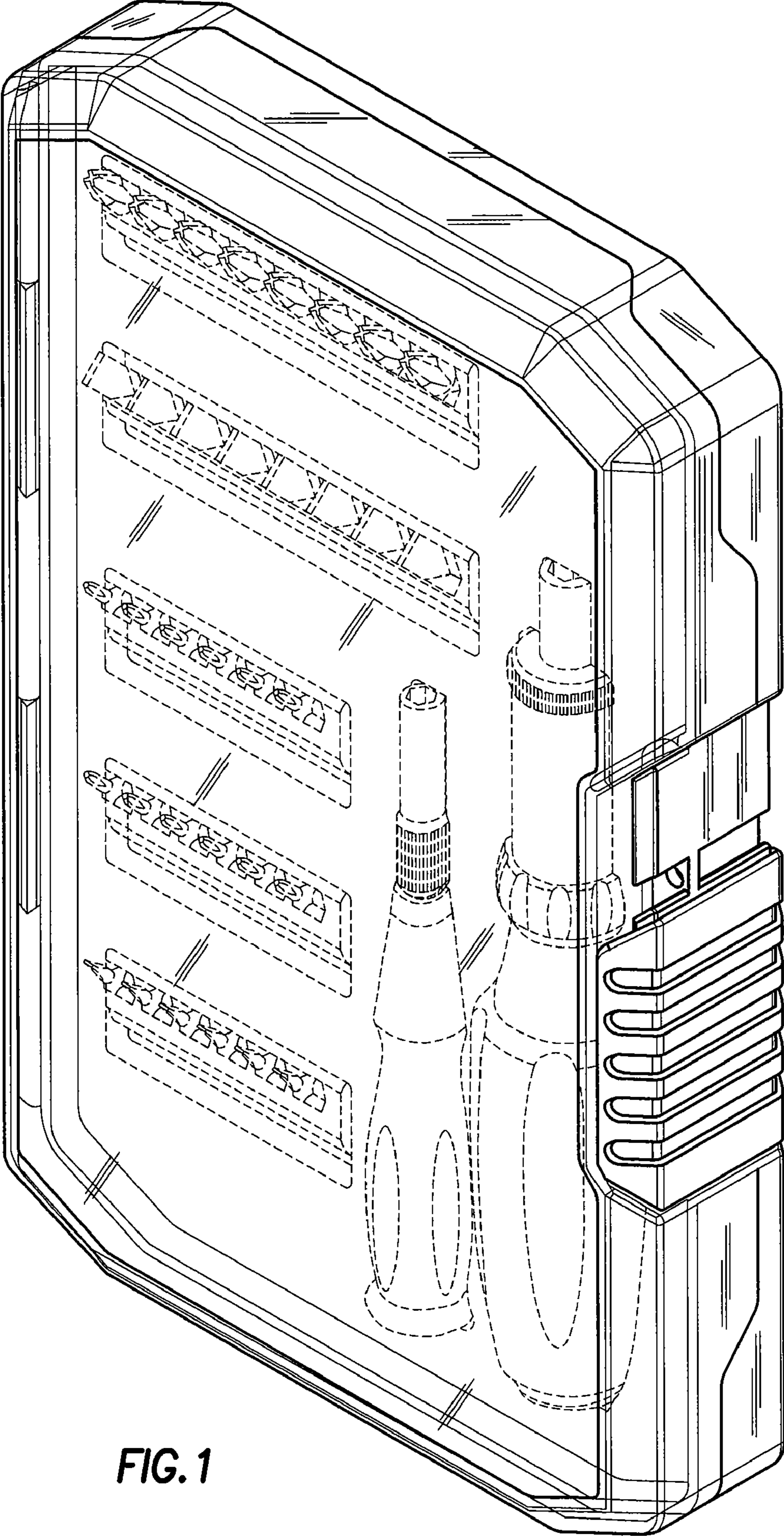


FIG. 1

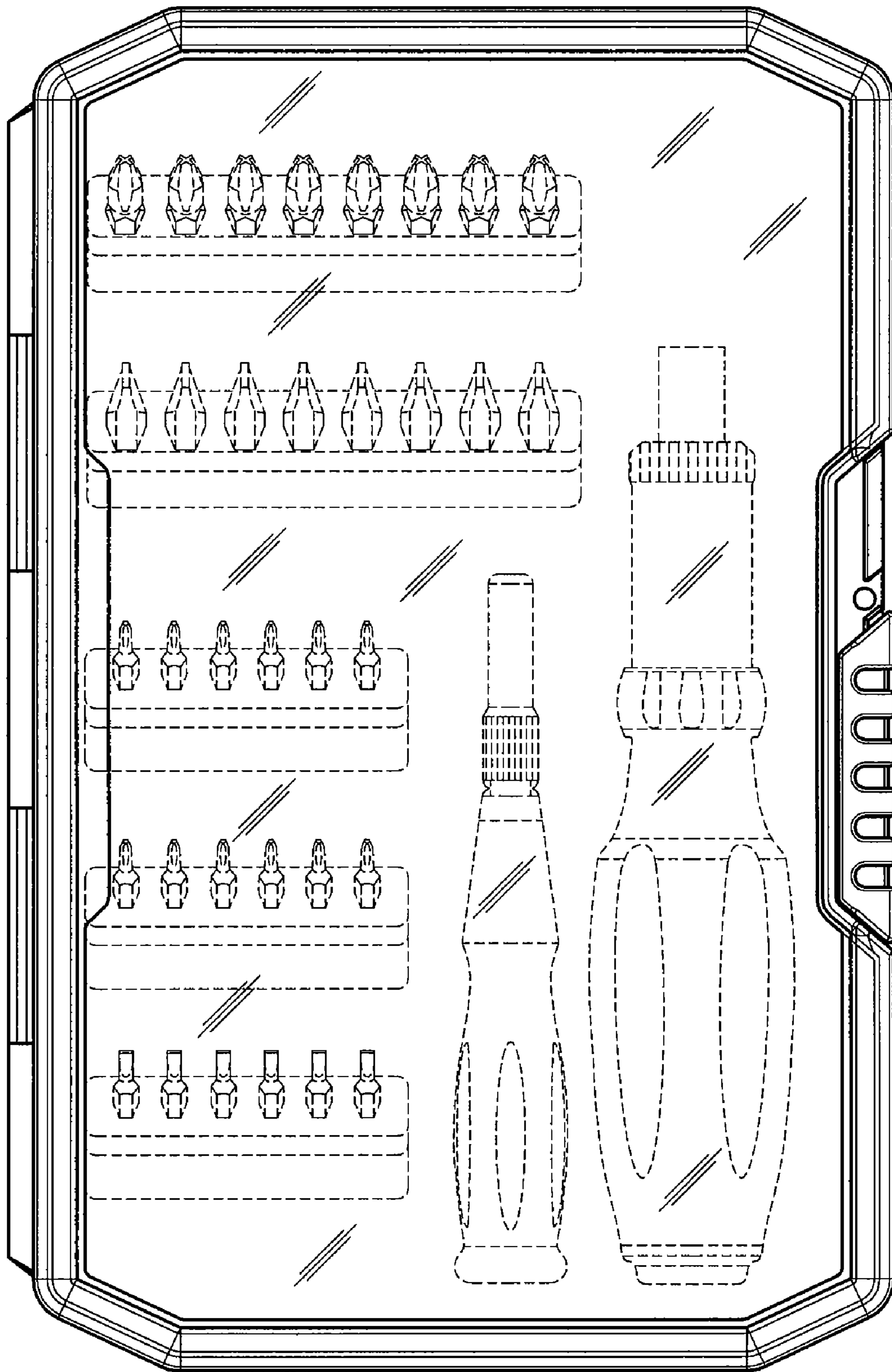


FIG.2

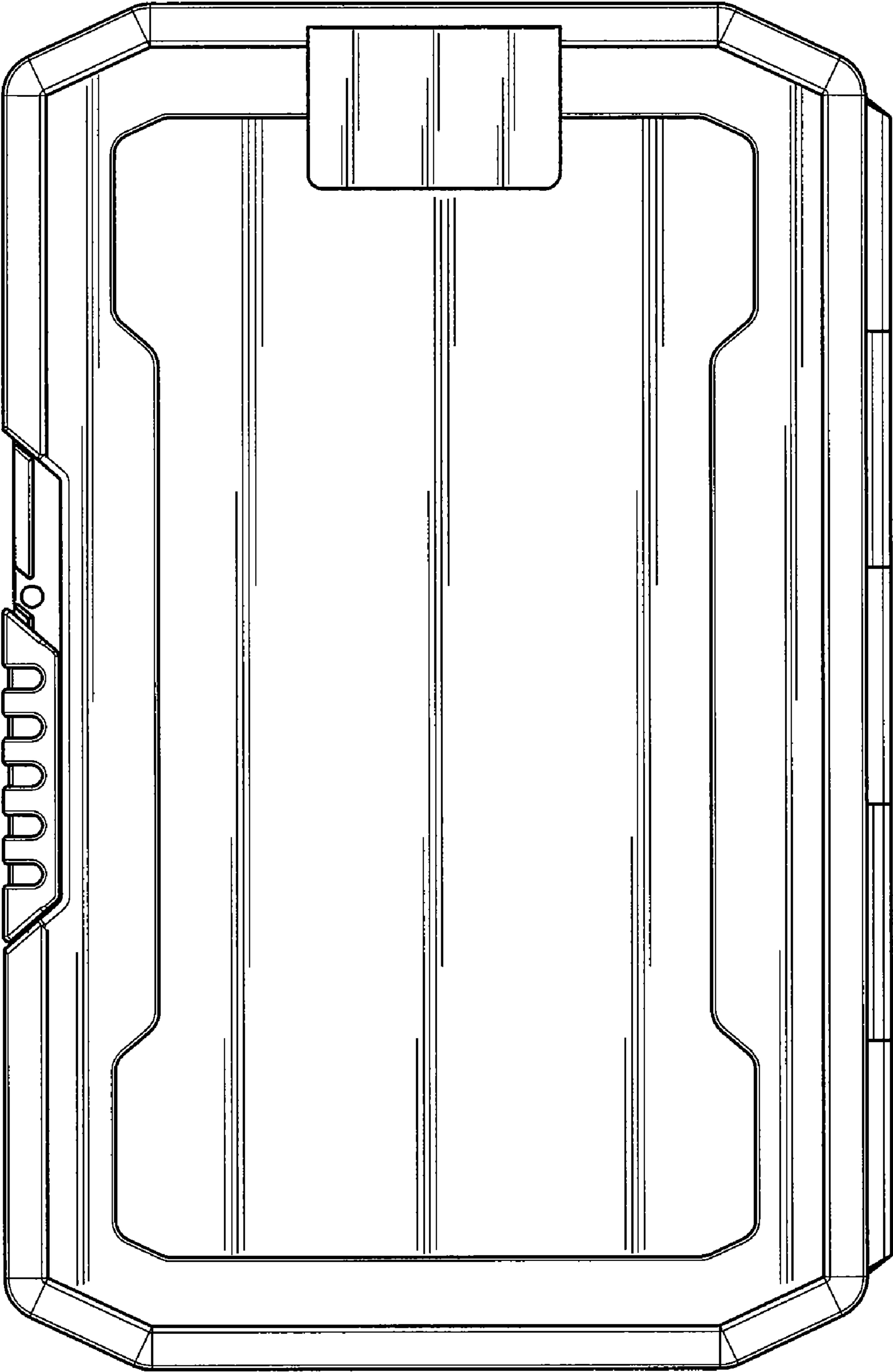


FIG.3

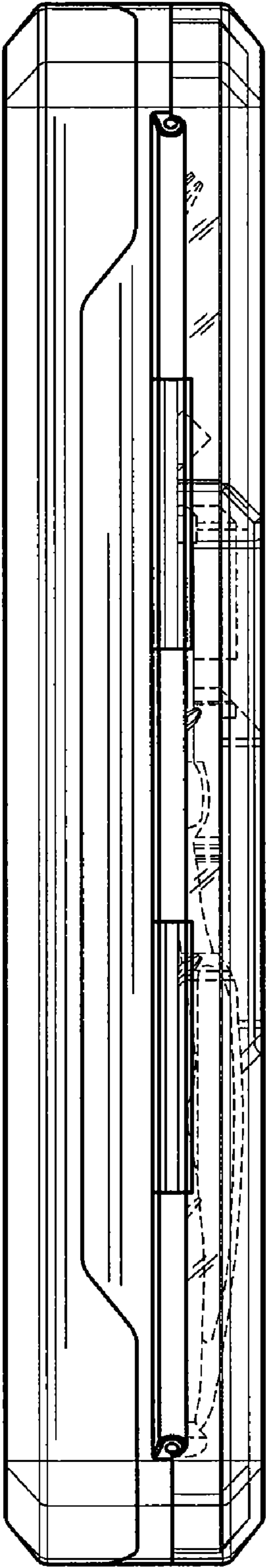


FIG. 4

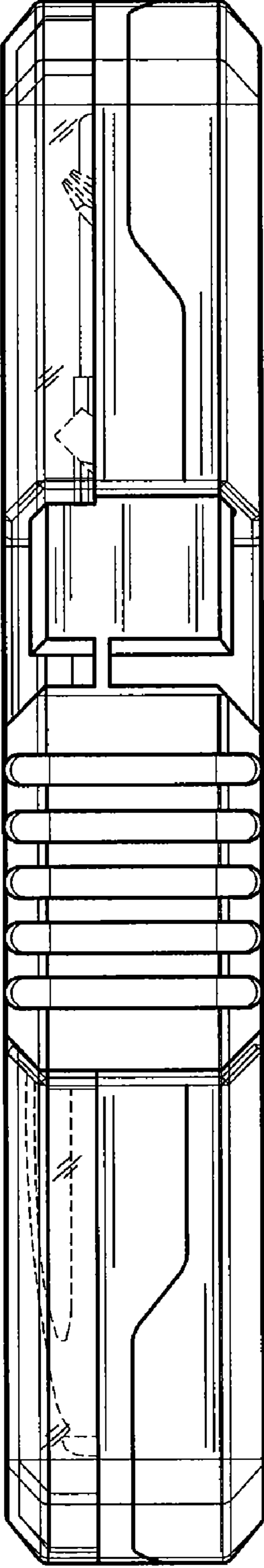


FIG.5

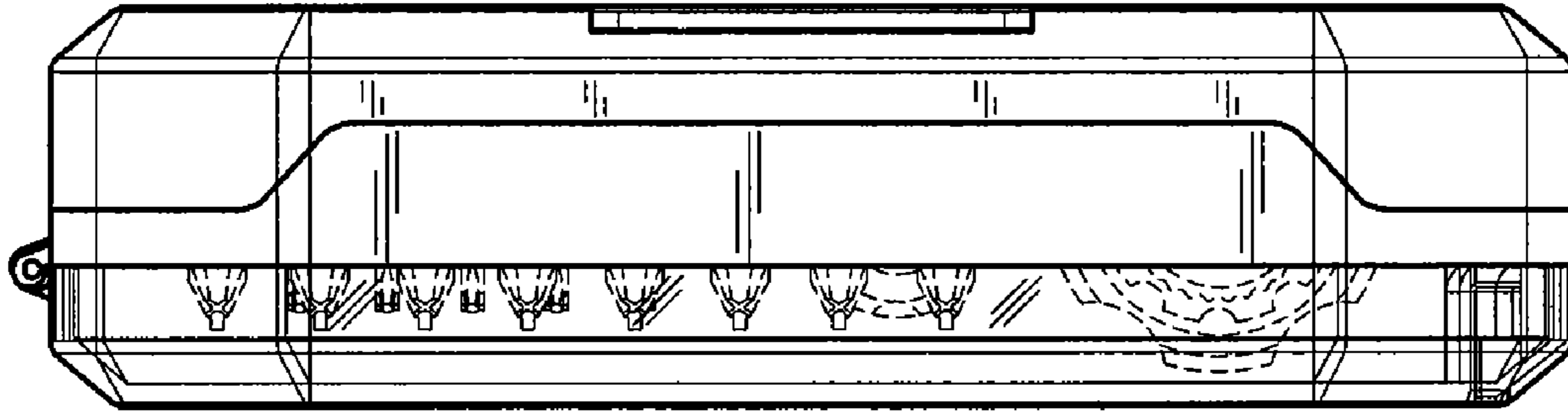


FIG. 6

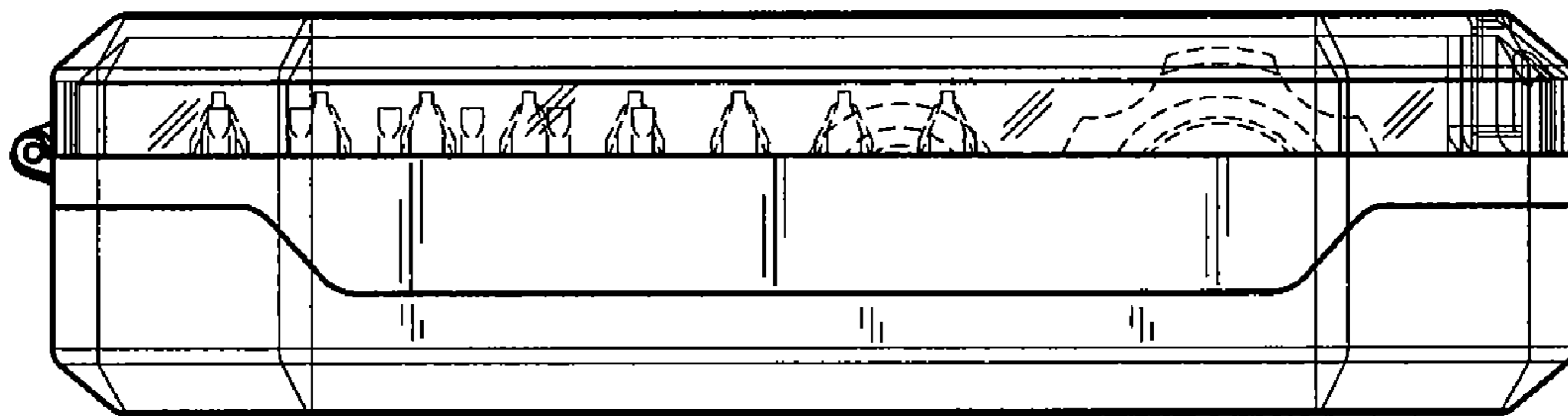


FIG. 7