



US00D645658S

(12) **United States Design Patent**  
**Rietjens et al.**

(10) **Patent No.:** **US D645,658 S**

(45) **Date of Patent:** **\*\* \*Sep. 27, 2011**

(54) **SLIDE CASE TABLET DISPENSER**

(75) Inventors: **Erik Rietjens**, Maastricht (NL);  
**Jan-Jaap Rietjens**, Vught (NL)

(73) Assignee: **N.V. Organon**, Oss (NL)

(\*\*) Term: **14 Years**

(21) Appl. No.: **29/342,896**

(22) Filed: **Sep. 2, 2009**

(30) **Foreign Application Priority Data**

Jul. 9, 2009 (EM) ..... 001575960

(51) **LOC (9) Cl.** ..... **03-01**

(52) **U.S. Cl.** ..... **D3/203.3**

(58) **Field of Classification Search** ..... D3/203.1-203.6,  
D3/201, 205; D9/730-733, 736; 206/528-540;  
220/8, 345.4, 351

See application file for complete search history.

(56) **References Cited**

**U.S. PATENT DOCUMENTS**

D218,400 S	8/1970	Walter	
D257,126 S	9/1980	Johnson	
4,932,547 A *	6/1990	Rodriguez	220/8
D358,762 S *	5/1995	Walchek et al.	D3/203.3
D398,521 S *	9/1998	Coe	D3/203.3
D411,445 S *	6/1999	Anderson	D3/203.3
D508,164 S *	8/2005	Coe et al.	D3/203.3
D625,912 S *	10/2010	Sprada et al.	D3/203.3

**FOREIGN PATENT DOCUMENTS**

CA	33189	11/1970
CA	45840	8/1979

\* cited by examiner

*Primary Examiner* — Catheri Oliver

(74) *Attorney, Agent, or Firm* — Janet E. Fair; John C. Todaro

(57) **CLAIM**

The ornamental design for a slide case tablet dispenser, as shown.

**DESCRIPTION**

FIG. 1 is a top perspective view of the slide case tablet dispenser with the slide case closed.

FIG. 2 is a top plan view of the slide case tablet dispenser with the slide case closed.

FIG. 3 is a rear elevational view of the slide case tablet dispenser with the slide case closed.

FIG. 4 is a front elevational view of the slide case tablet dispenser with the slide case closed.

FIG. 5 is a side elevational view of the slide case tablet dispenser with the slide case closed.

FIG. 6 is a bottom plan view of the slide case tablet dispenser with the slide case closed.

FIG. 7 is a top perspective view of the slide case tablet dispenser with the slide case open.

FIG. 8 is a top plan view of the slide case tablet dispenser with the slide case open.

FIG. 9 is a rear elevational view of the slide case tablet dispenser with the slide case open.

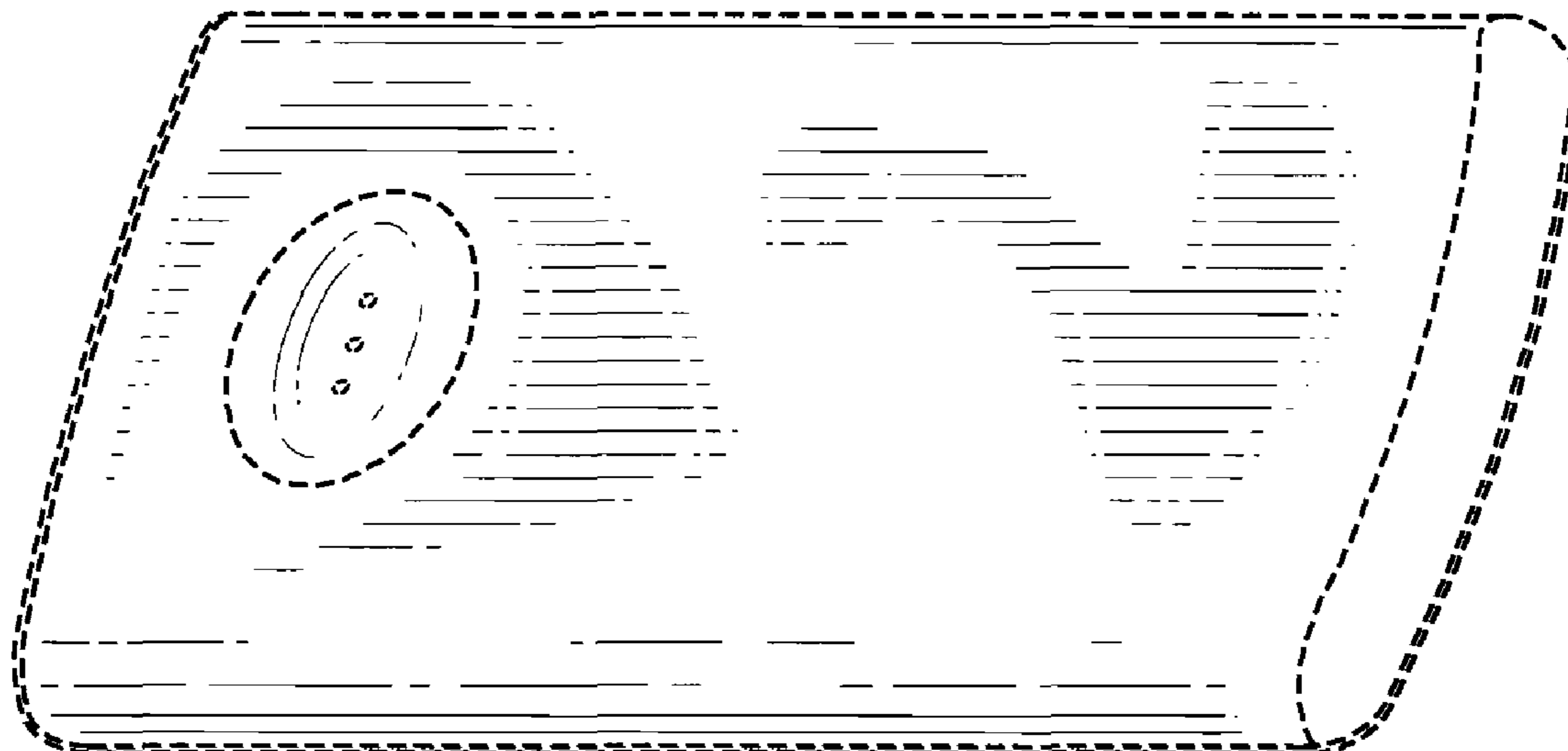
FIG. 10 is a front elevational view of the slide case tablet dispenser with the slide case open.

FIG. 11 is a side elevational view of the slide case tablet dispenser with the slide case open; and,

FIG. 12 is a bottom plan view of the slide case tablet dispenser with the slide case open.

The broken lines shown herein are for illustrative purposes only and form no part of the claimed design.

**1 Claim, 6 Drawing Sheets**



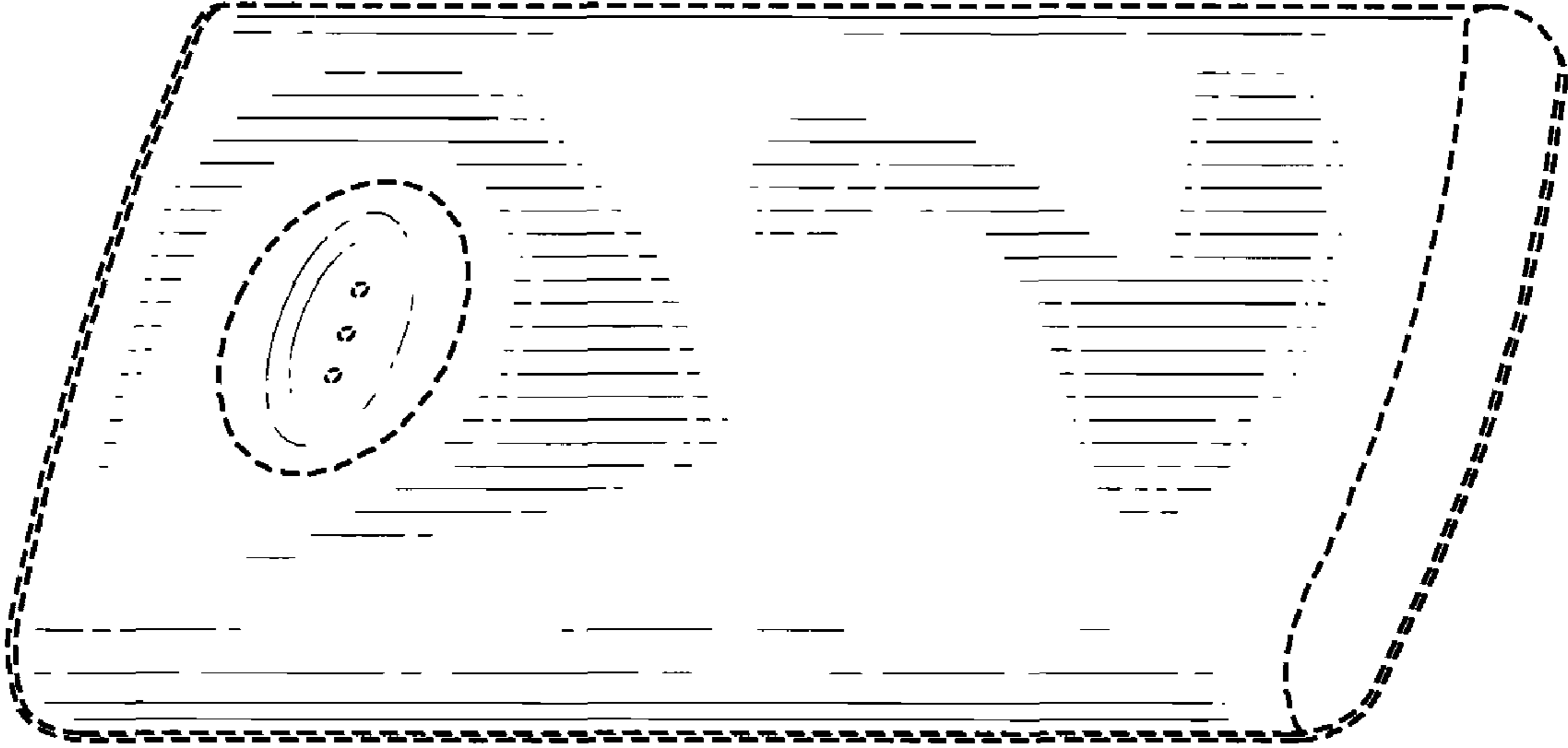


FIG. 1

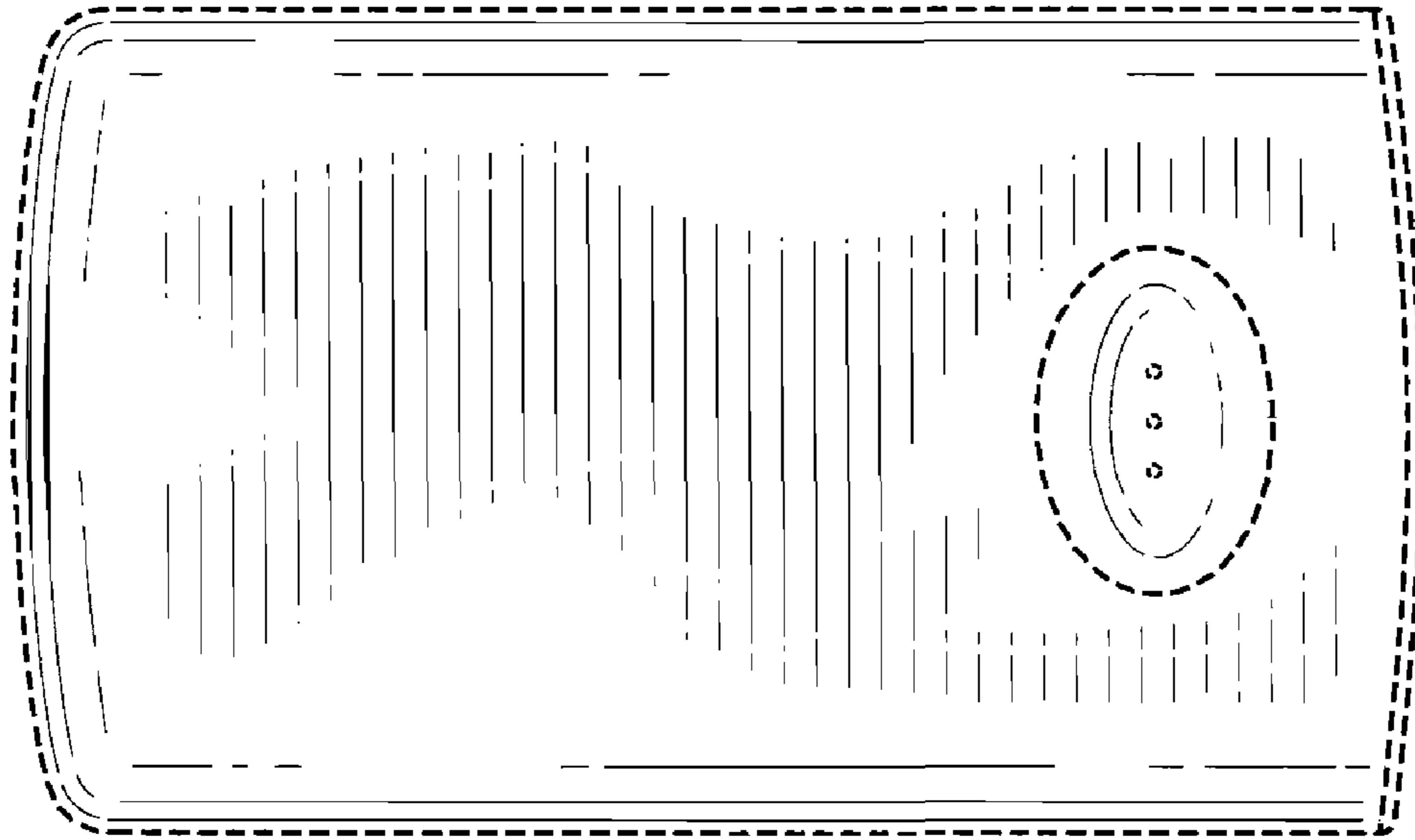


FIG. 2



FIG. 3



FIG. 4

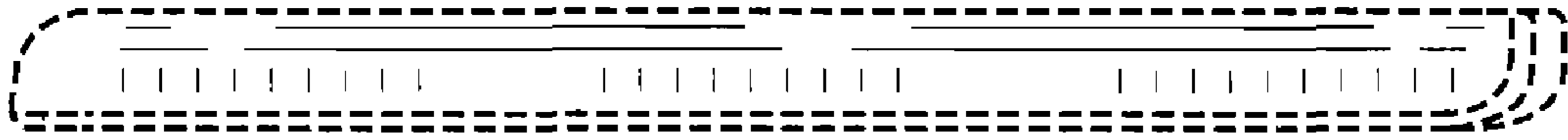


FIG. 5

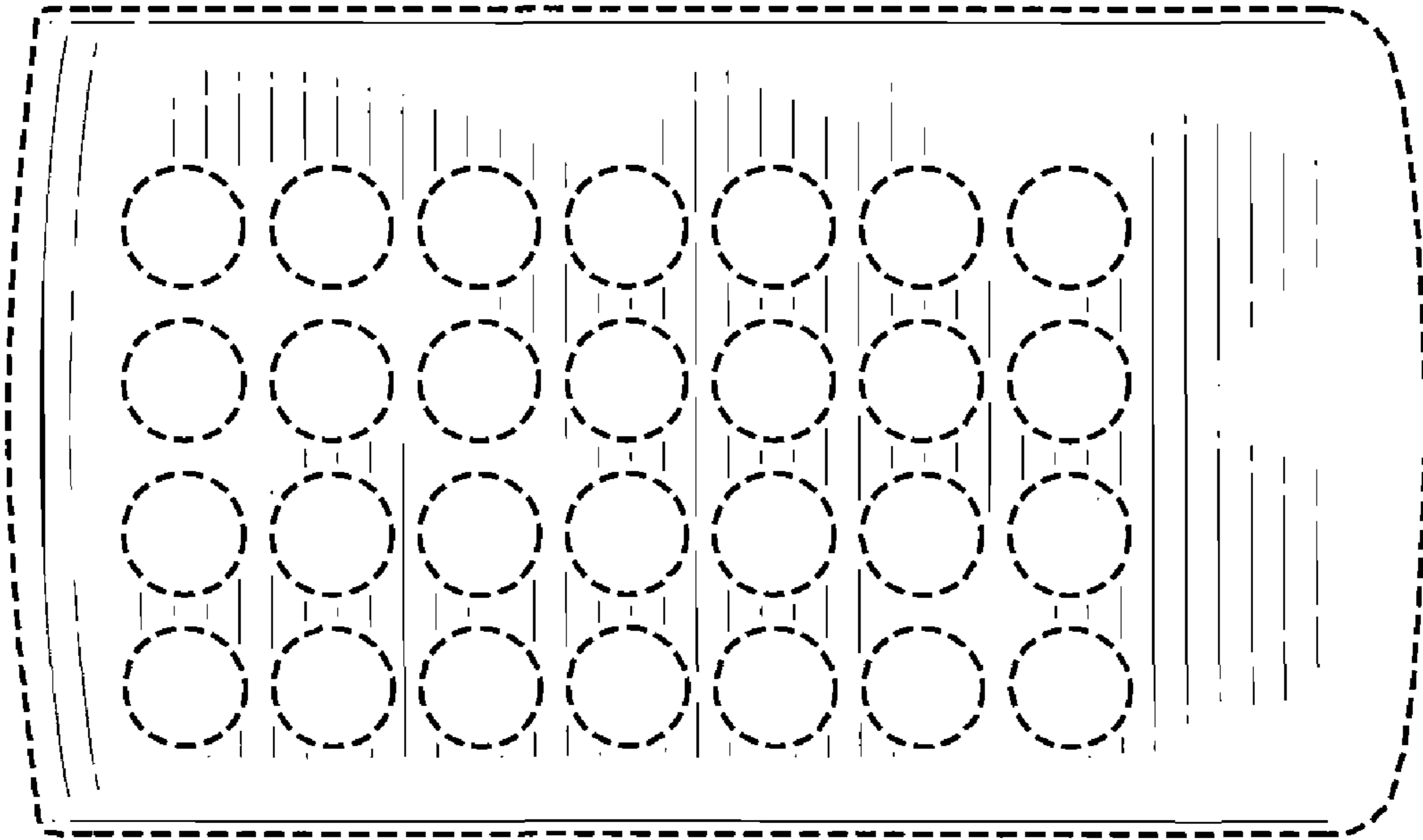


FIG. 6

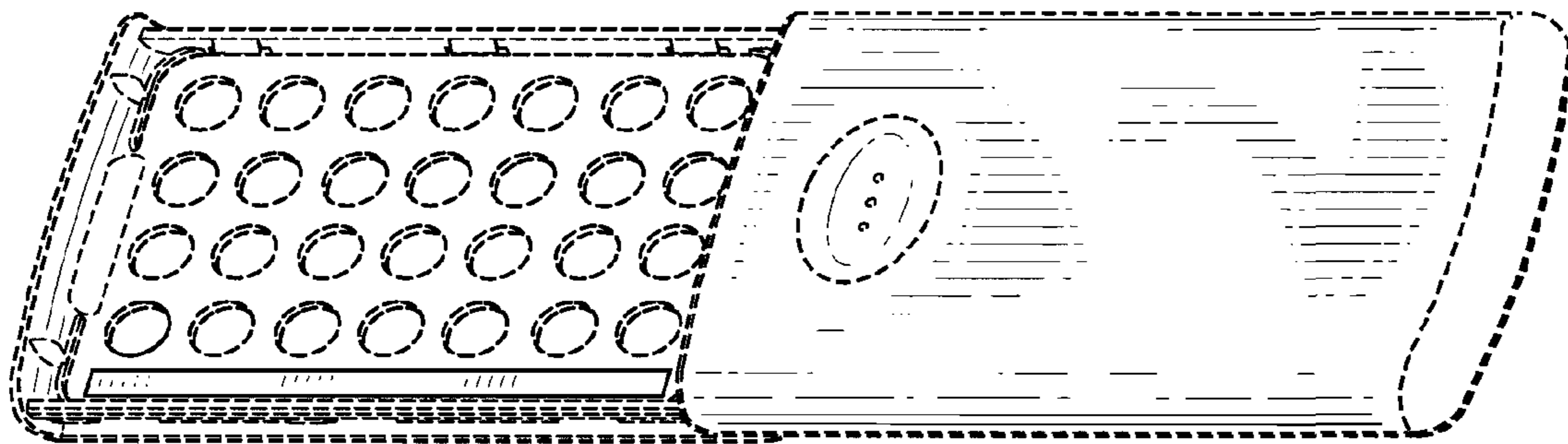


FIG. 7

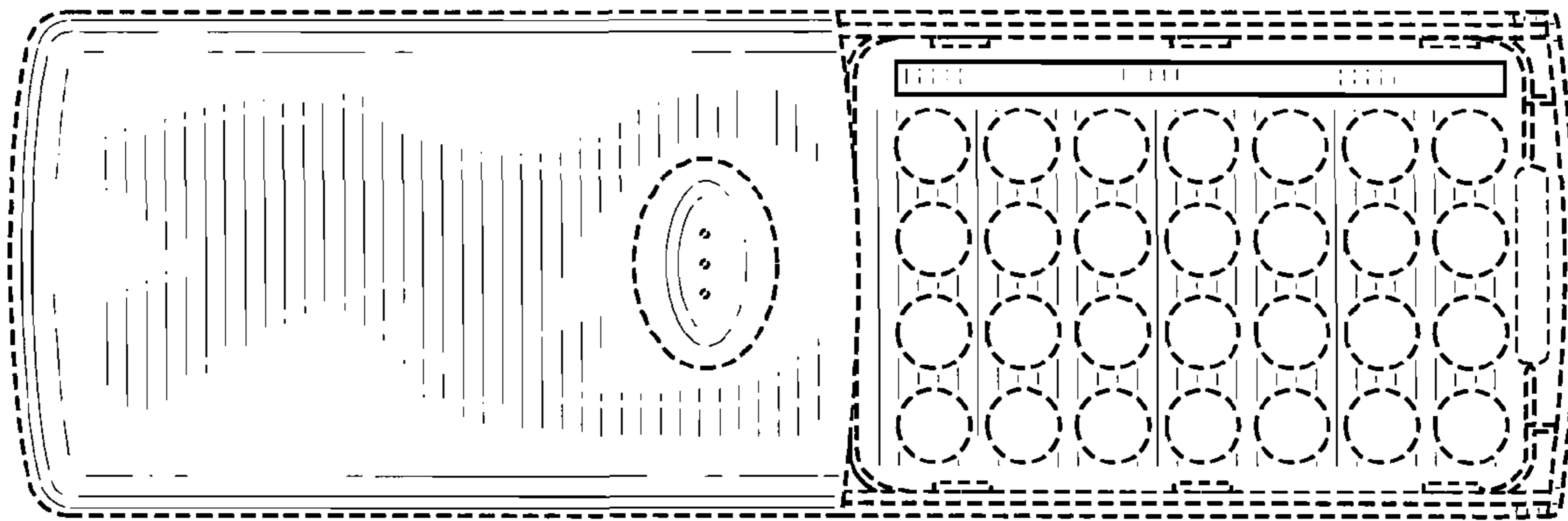


FIG. 8



FIG. 9



FIG. 10

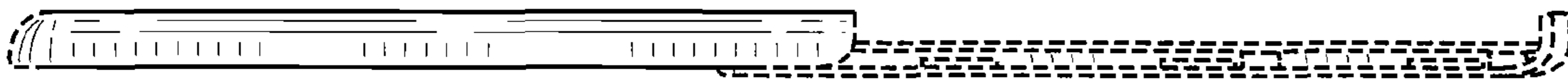


FIG. 11

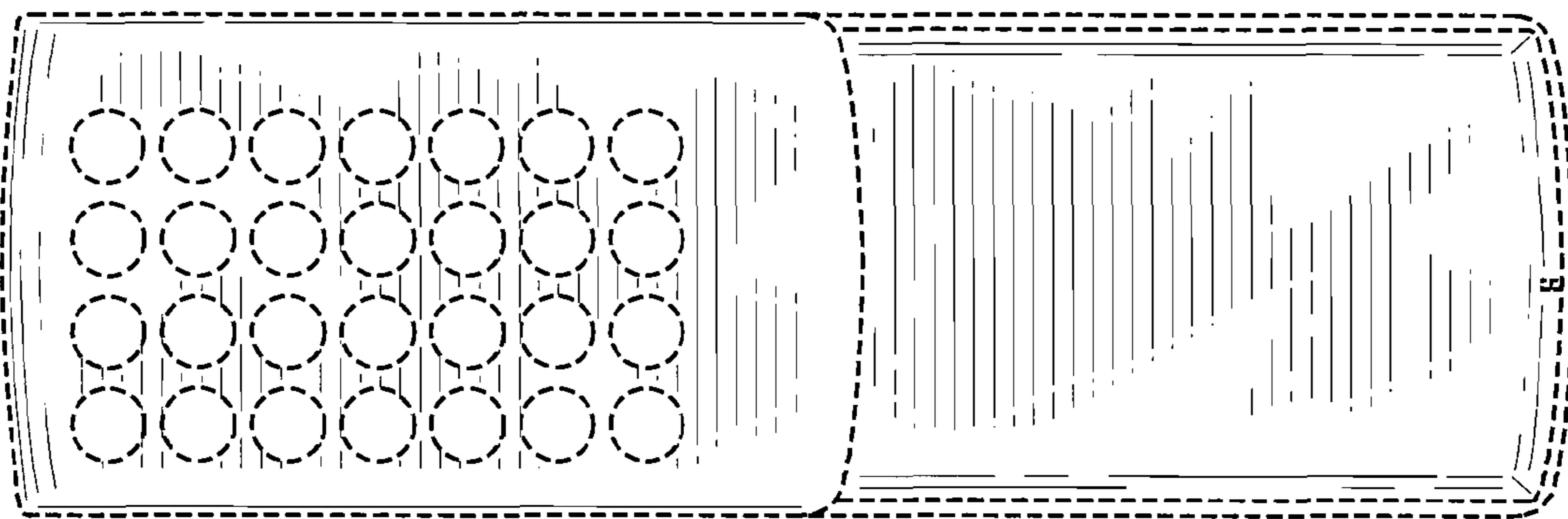


FIG. 12