



US00D645649S

(12) **United States Design Patent**
McClaskie

(10) **Patent No.:** **US D645,649 S**

(45) **Date of Patent:** **** Sep. 27, 2011**

(54) **SHOE**

(75) **Inventor:** **Thomas E. McClaskie**, Bethlehem, PA
(US)

(73) **Assignee:** **Columbia Insurance Company**,
Omaha, NE (US)

(**) **Term:** **14 Years**

(21) **Appl. No.:** **29/379,740**

(22) **Filed:** **Nov. 23, 2010**

(51) **LOC (9) Cl.** **02-04**

(52) **U.S. Cl.** **D2/951**

(58) **Field of Classification Search** D2/902,
D2/906, 908, 916, 918, 925, 946-962, 977;
36/3 B, 22 R, 24.5, 25 R, 28, 32 R, 34 R,
36/59 C, 67 A, 103

See application file for complete search history.

(56) **References Cited**

U.S. PATENT DOCUMENTS

D340,797	S	*	11/1993	Pallera et al.	D2/960
5,283,963	A	*	2/1994	Lerner et al.	36/28
D390,349	S	*	2/1998	Murai et al.	D2/959
D394,541	S	*	5/1998	Burgess	D2/954
5,806,209	A	*	9/1998	Crowley et al.	36/28
D399,341	S		10/1998	Munns		
D437,677	S	*	2/2001	Matis et al.	D2/969
D465,079	S	*	11/2002	Merceron	D2/954
D489,520	S		5/2004	Matis et al.		
D490,222	S	*	5/2004	Burg et al.	D2/951
D492,099	S	*	6/2004	McClaskie	D2/946
6,957,504	B2	*	10/2005	Morris	36/136
D549,432	S		8/2007	McClaskie		
D550,935	S	*	9/2007	Issler	D2/916
D560,883	S	*	2/2008	McClaskie	D2/952
D561,433	S		2/2008	McClaskie		

D571,088	S	*	6/2008	St-Louis et al.	D2/953
D572,446	S	*	7/2008	Schoenborn et al.	D2/953
D586,992	S	*	2/2009	Duffy	D2/957
D589,692	S		4/2009	McClaskie		
D593,292	S		6/2009	McClaskie		
D601,333	S	*	10/2009	McClaskie	D2/952
D604,933	S	*	12/2009	Anderson	D2/960
D606,733	S	*	12/2009	McClaskie	D2/952
D607,190	S	*	1/2010	McClaskie	D2/952
D617,540	S	*	6/2010	McClaskie	D2/952
D619,344	S	*	7/2010	Favreau et al.	D2/957
2006/0026863	A1	*	2/2006	Liu	36/25 R

* cited by examiner

Primary Examiner — T. Chase Nelson

(74) *Attorney, Agent, or Firm* — St. Onge Steward Johnston
& Reens LLC

(57) **CLAIM**

The ornamental design for a shoe, as shown and described.

DESCRIPTION

FIG. 1 is a bottom perspective view of a shoe in accordance with the new design;

FIG. 2 is a bottom view thereof;

FIG. 3 is a top view thereof;

FIG. 4 is a left side view thereof;

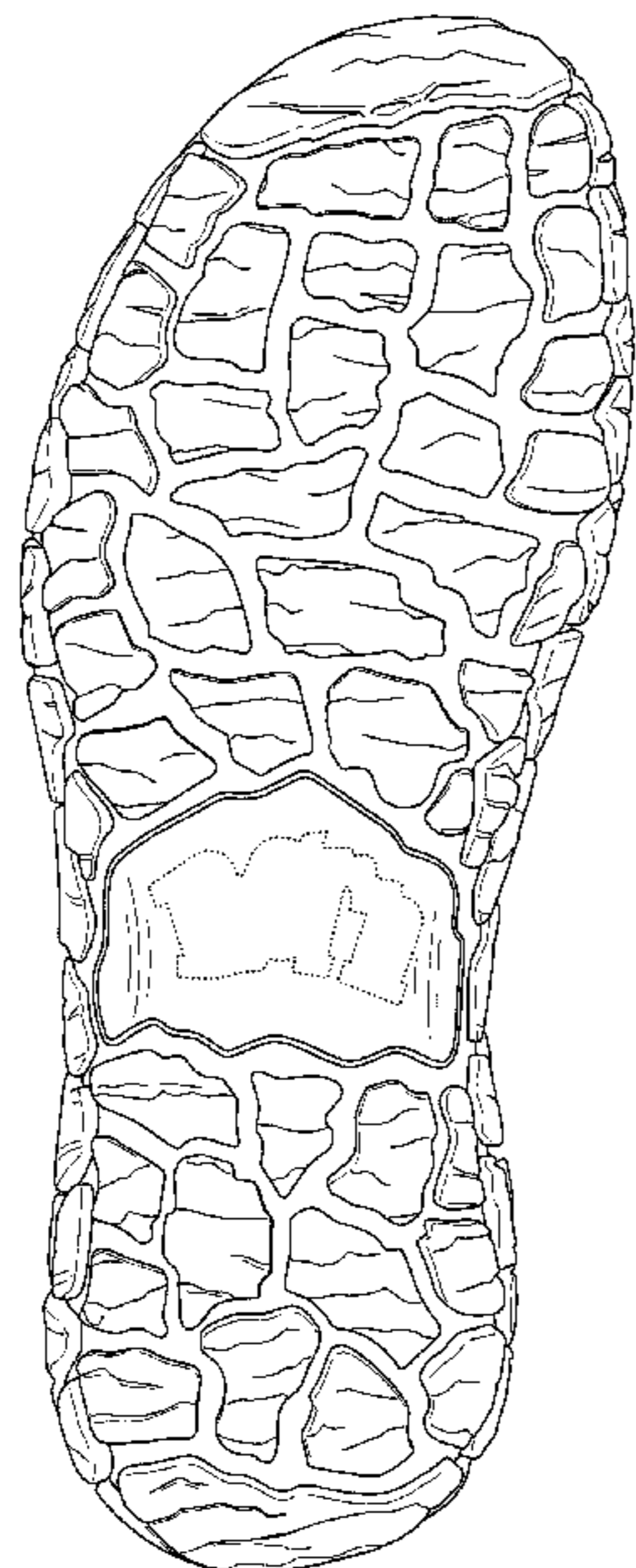
FIG. 5 is a right side view thereof;

FIG. 6 is a front view thereof; and,

FIG. 7 is a rear view thereof.

The shoe upper shown in broken lines in FIGS. 1-7 is for environmental purposes only and forms no part of the claimed design. The broken lines shown in each arch area of FIGS. 1, 2, 4 and 5 represent boundaries of the design with the lines themselves and the areas within them forming no part of the claimed design.

1 Claim, 6 Drawing Sheets



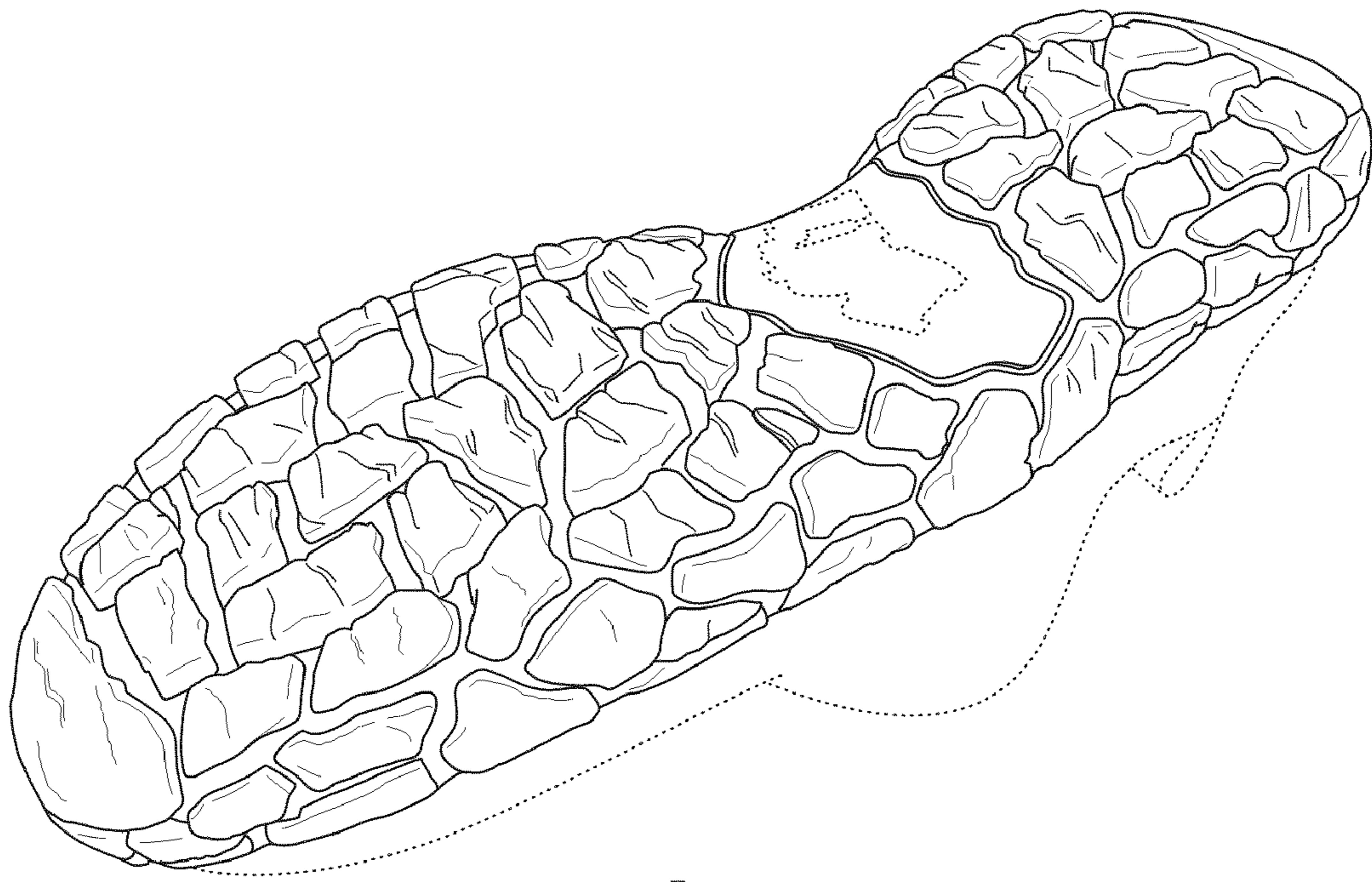


FIG. 1

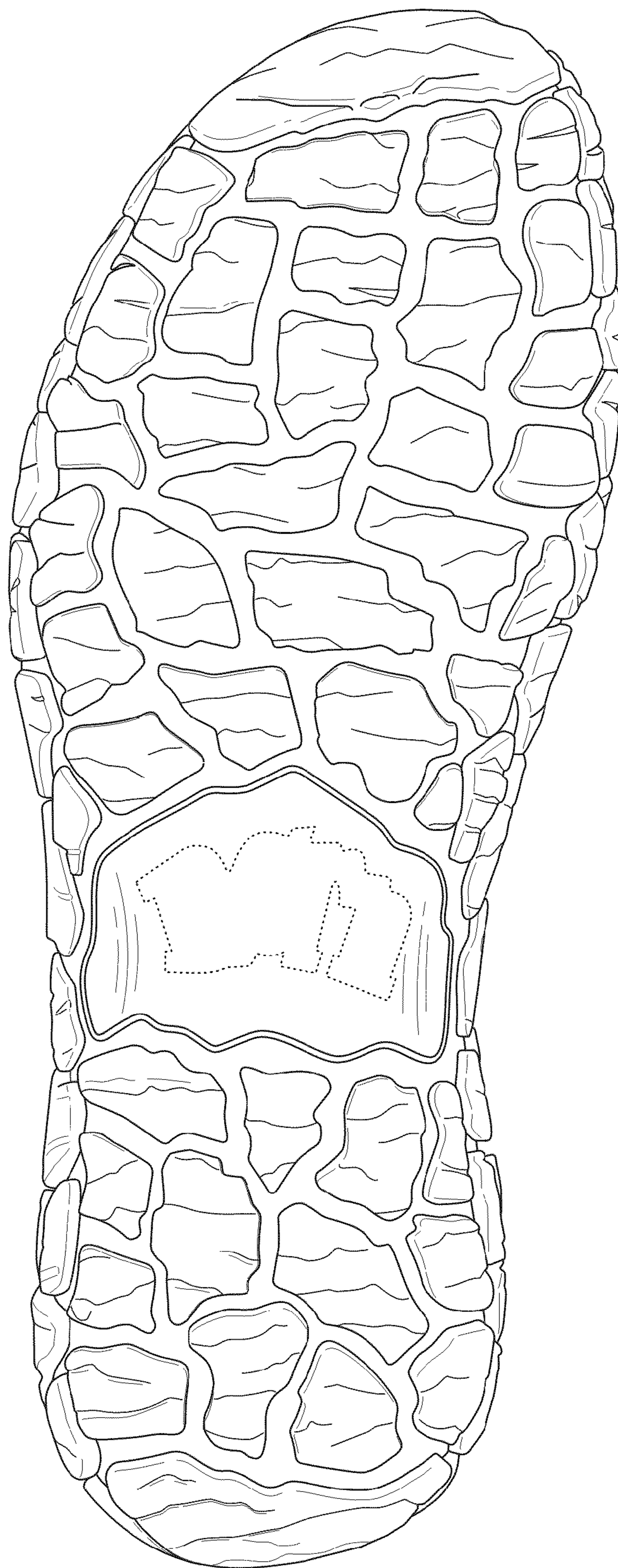


FIG. 2

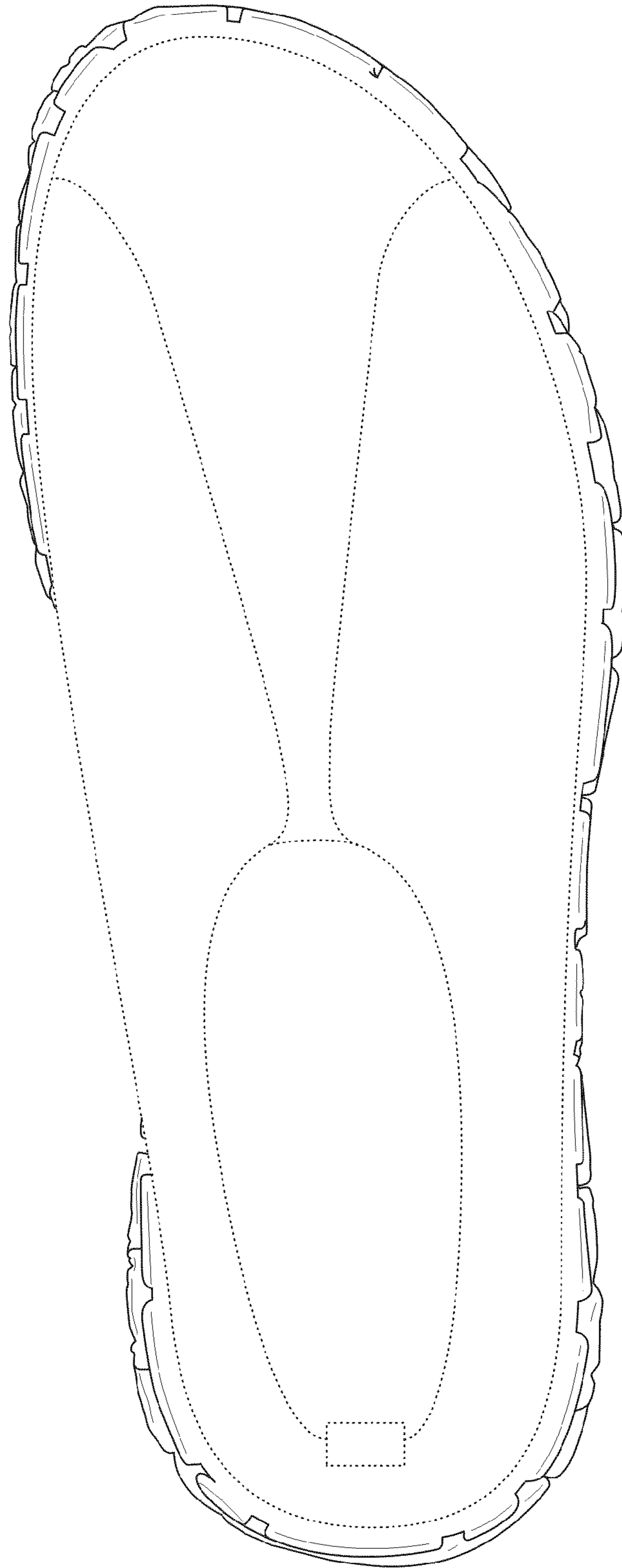


FIG. 3



FIG. 4



FIG. 5

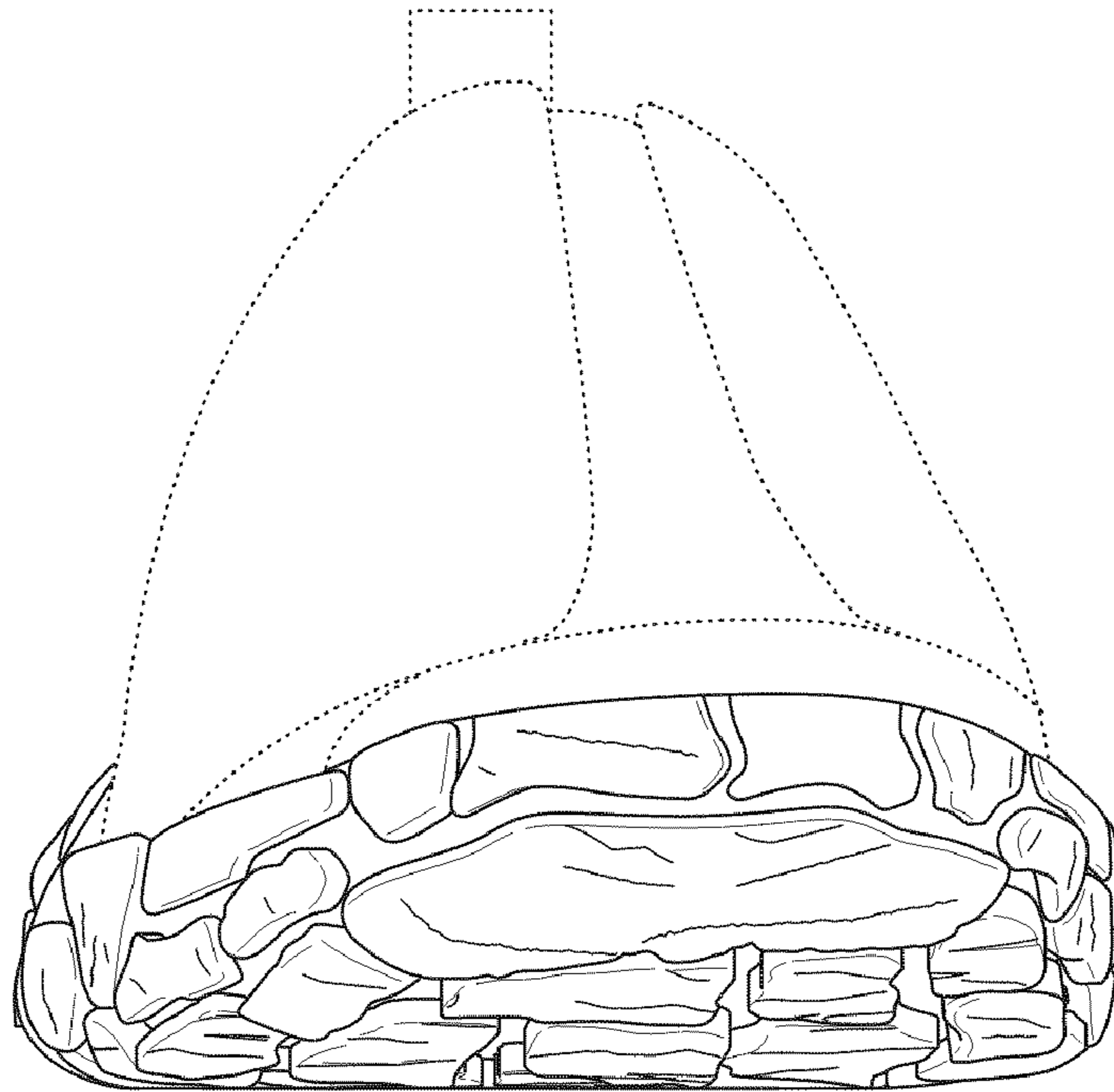


FIG. 6

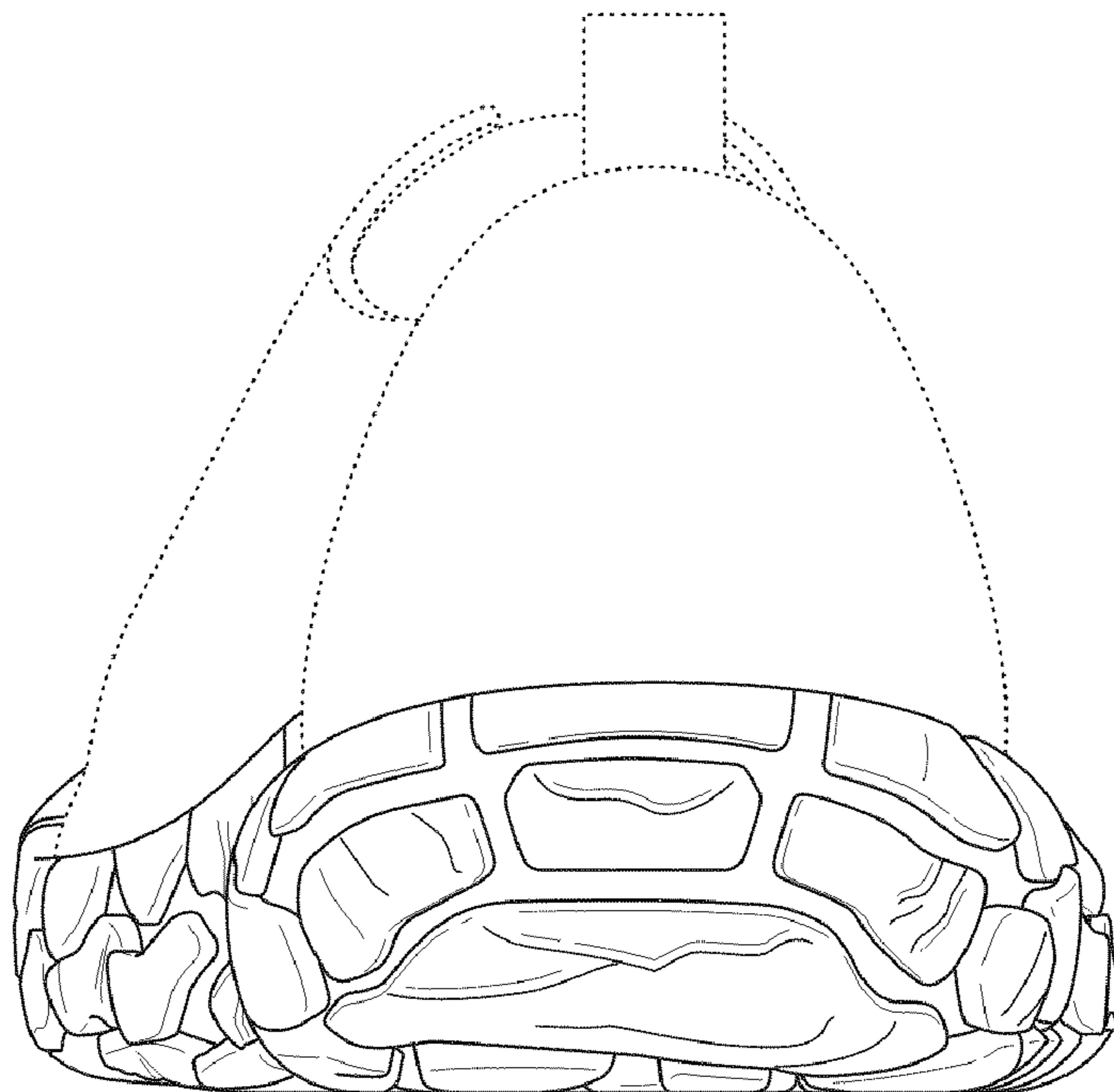


FIG. 7