



US00D645609S

(12) **United States Design Patent**  
**Somers et al.**

(10) **Patent No.:** **US D645,609 S**

(45) **Date of Patent:** **\*\* Sep. 20, 2011**

(54) **APPLICATOR TOOL**

(75) Inventors: **Micah T. Somers**, Minneapolis, MN  
(US); **Brett R. Johnson**, Roseville, MN  
(US)

(73) Assignee: **3M Innovative Properties Company**,  
St. Paul, MN (US)

(\*\*) Term: **14 Years**

(21) Appl. No.: **29/384,136**

(22) Filed: **Jan. 27, 2011**

(51) **LOC (9) Cl.** ..... **28-03**

(52) **U.S. Cl.** ..... **D28/7**

(58) **Field of Classification Search** ..... D28/7,  
D28/8, 20-22, 30-31, 76, 85, 99; 132/108,  
132/202, 208, 317.32; 401/202-207, 261-267;  
D9/723, 725-728

See application file for complete search history.

(56) **References Cited**

U.S. PATENT DOCUMENTS

D345,501 S \* 3/1994 Prince ..... D9/726  
6,488,665 B1 \* 12/2002 Severin et al. .... 604/200

6,682,246 B2 \* 1/2004 Reggiani ..... 401/264  
7,101,105 B2 \* 9/2006 Reggiani ..... 401/205  
D532,315 S \* 11/2006 Moutinho ..... D9/725  
D566,330 S \* 4/2008 Angeletta ..... D28/7  
D631,192 S \* 1/2011 Lim ..... D28/7

\* cited by examiner

*Primary Examiner* — Zenia Bennett

(74) *Attorney, Agent, or Firm* — Lisa P. Fulton

(57) **CLAIM**

The ornamental design for an applicator tool, as shown and described.

**DESCRIPTION**

FIG. 1 is a perspective view of an applicator tool showing the new design;

FIG. 2 is a front view thereof;


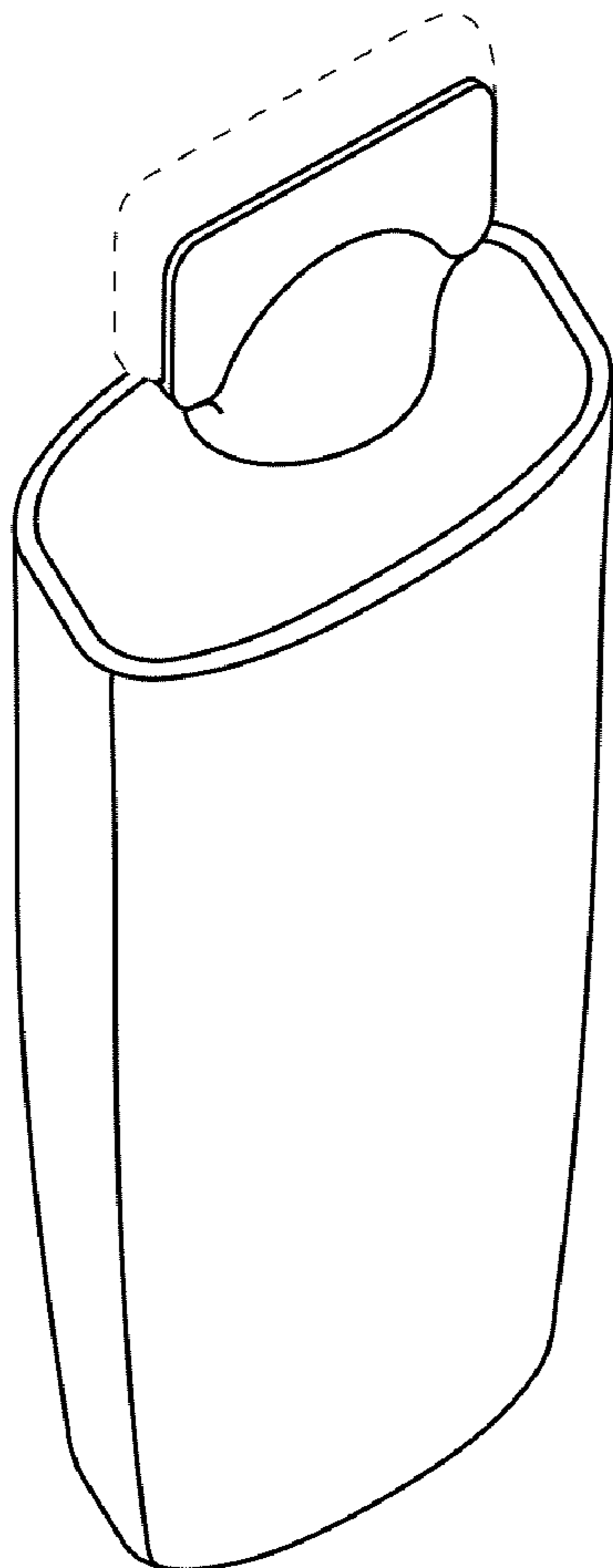
FIG. 3 is a side view thereof;

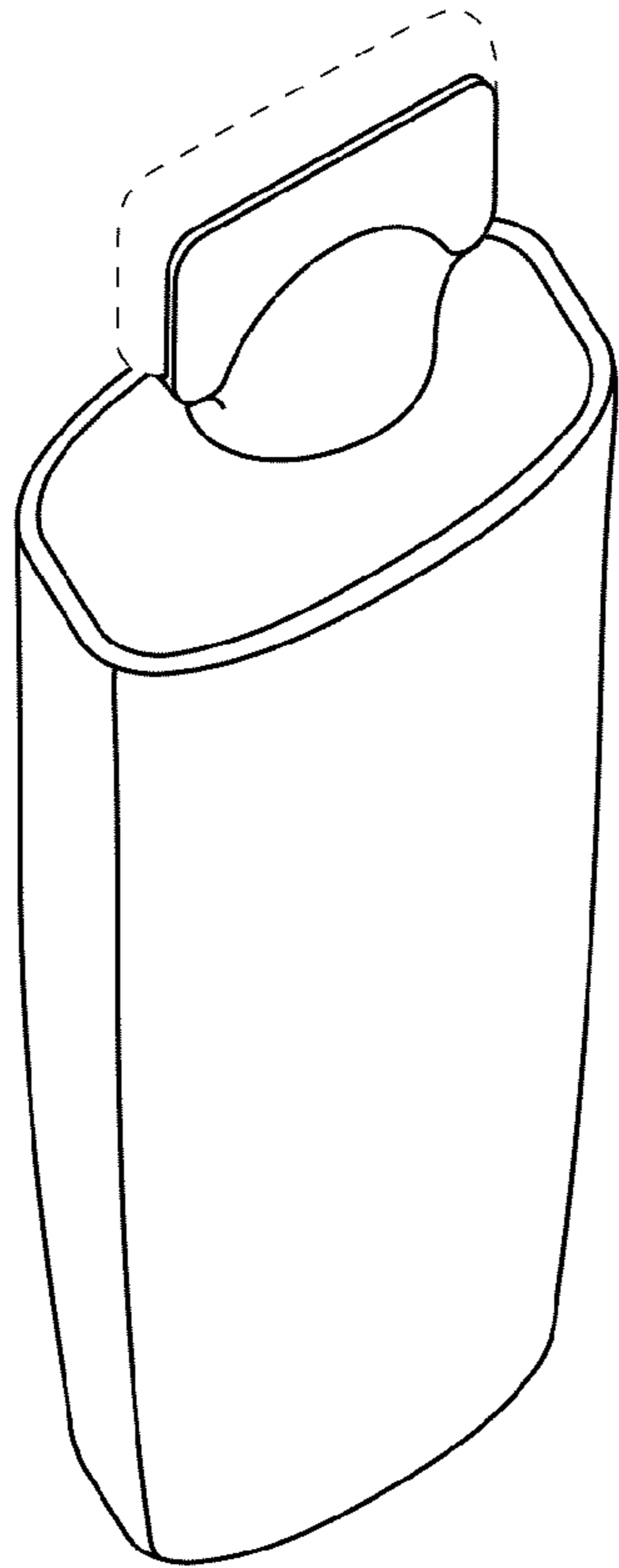
FIG. 4 is a top view thereof; and,

FIG. 5 is a bottom view thereof.


The broken line showing of an applicator head is included for the purpose of illustrating environmental structure and forms no part of the claimed design.

**1 Claim, 1 Drawing Sheet**






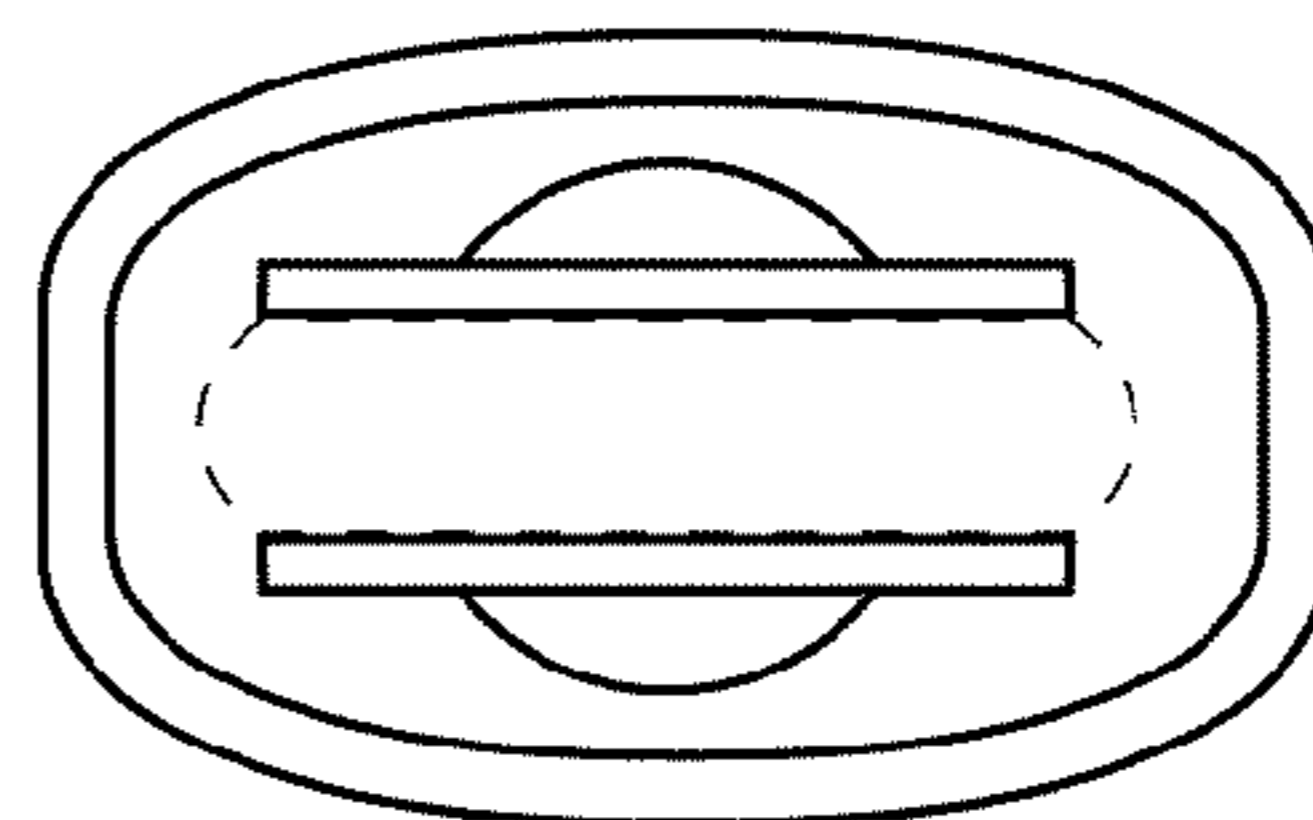
**FIG. 1**



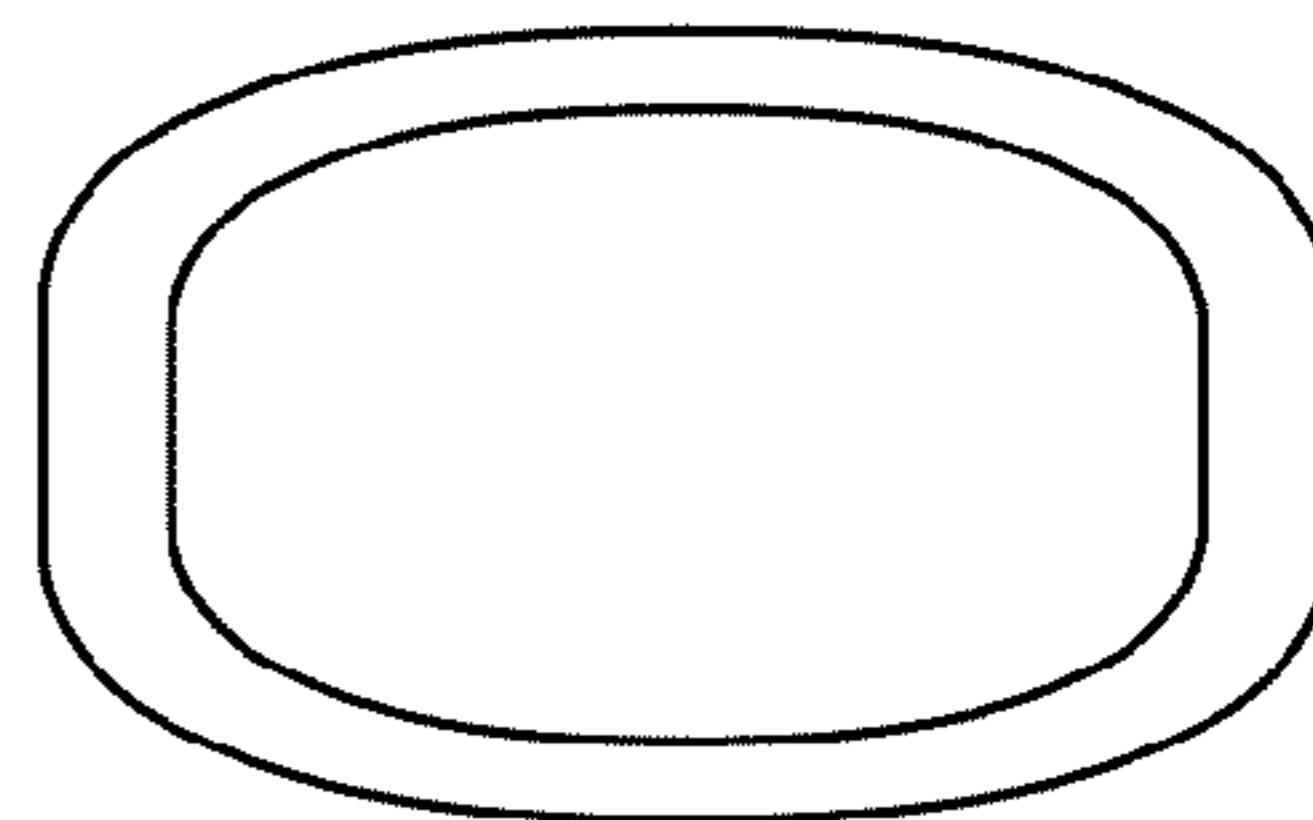
**FIG. 2**



**FIG. 3**



**FIG. 4**



**FIG. 5**