



US00D645574S

(12) **United States Design Patent**
Thomassen

(10) **Patent No.:** **US D645,574 S**

(45) **Date of Patent:** **** Sep. 20, 2011**

(54) **SLAB**

(76) Inventor: **Marcel Thomassen**, Charlemagne (CA)

(**) Term: **14 Years**

(21) Appl. No.: **29/354,680**

(22) Filed: **Jan. 27, 2010**

(51) **LOC (9) Cl.** **25-01**

(52) **U.S. Cl.** **D25/113**

(58) **Field of Classification Search** D25/102,
D25/112-118, 136, 138, 151, 152, 158, 162,
D25/164, 199; D21/484-491, 499-504;
405/16, 284, 286; 52/503-505, 574, 575,
52/596-612, 102; 404/27-42; 47/33; D8/1
See application file for complete search history.

(56) **References Cited**

U.S. PATENT DOCUMENTS

D537,501 S	*	2/2007	Riccobene	D25/113
D578,658 S	*	10/2008	Keys	D25/113
D578,659 S	*	10/2008	Keys	D25/113
D586,925 S	*	2/2009	Riccobene	D25/113
D602,173 S	*	10/2009	Thomassen	D25/113
D603,975 S	*	11/2009	Thomassen	D25/113
D604,431 S	*	11/2009	Thomassen	D25/113

D606,210 S	*	12/2009	Thomassen	D25/113
7,637,688 B2	*	12/2009	Riccobene	404/41
D620,616 S	*	7/2010	Ciccarello	D25/113

* cited by examiner

Primary Examiner — Anhdao Doan

(57) **CLAIM**

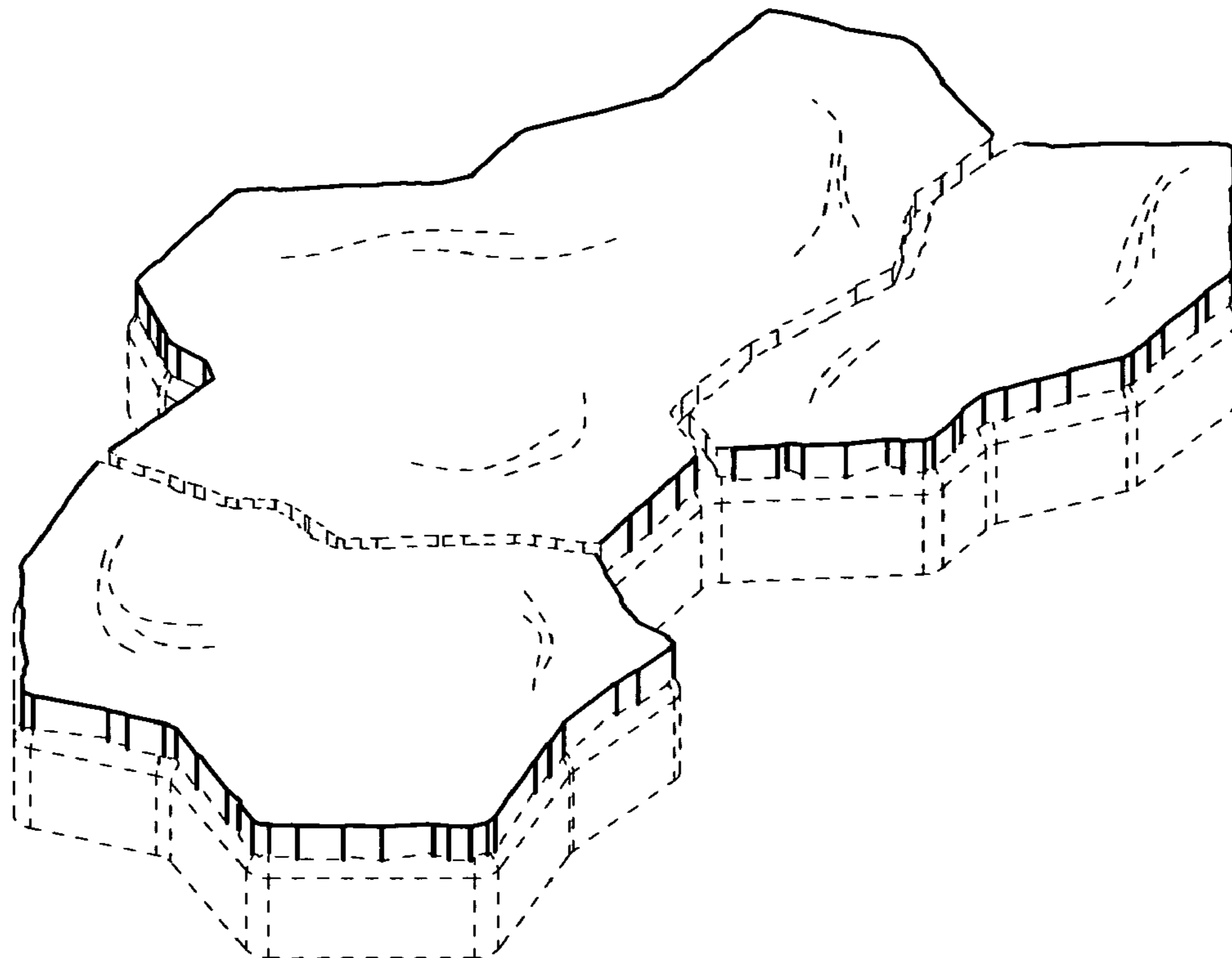
I claim the ornamental design for a slab, as shown and described.

DESCRIPTION

FIG. 1 is a perspective view of a slab showing my new design; FIG. 2 is a top view of the slab of FIG. 1; FIG. 3 is a front view of the slab of FIG. 1; FIG. 4 is a right side view of the slab of FIG. 1; FIG. 5 is a rear view of the slab of FIG. 1; FIG. 6 is a left side view of the slab of FIG. 1; and, FIG. 7 is a top view of the slab of FIG. 1 with its environment shown in broken lines.

The broken lines immediately adjacent the shaded areas represent the bounds of the claim, and all other broken lines are included for the purpose of illustrating portions of the slab that form no part of the claimed design. The broken line showing of the like slabs in FIG. 7 view represents the environmental subject matter. None of the broken lines form a part of the claimed design.

1 Claim, 4 Drawing Sheets



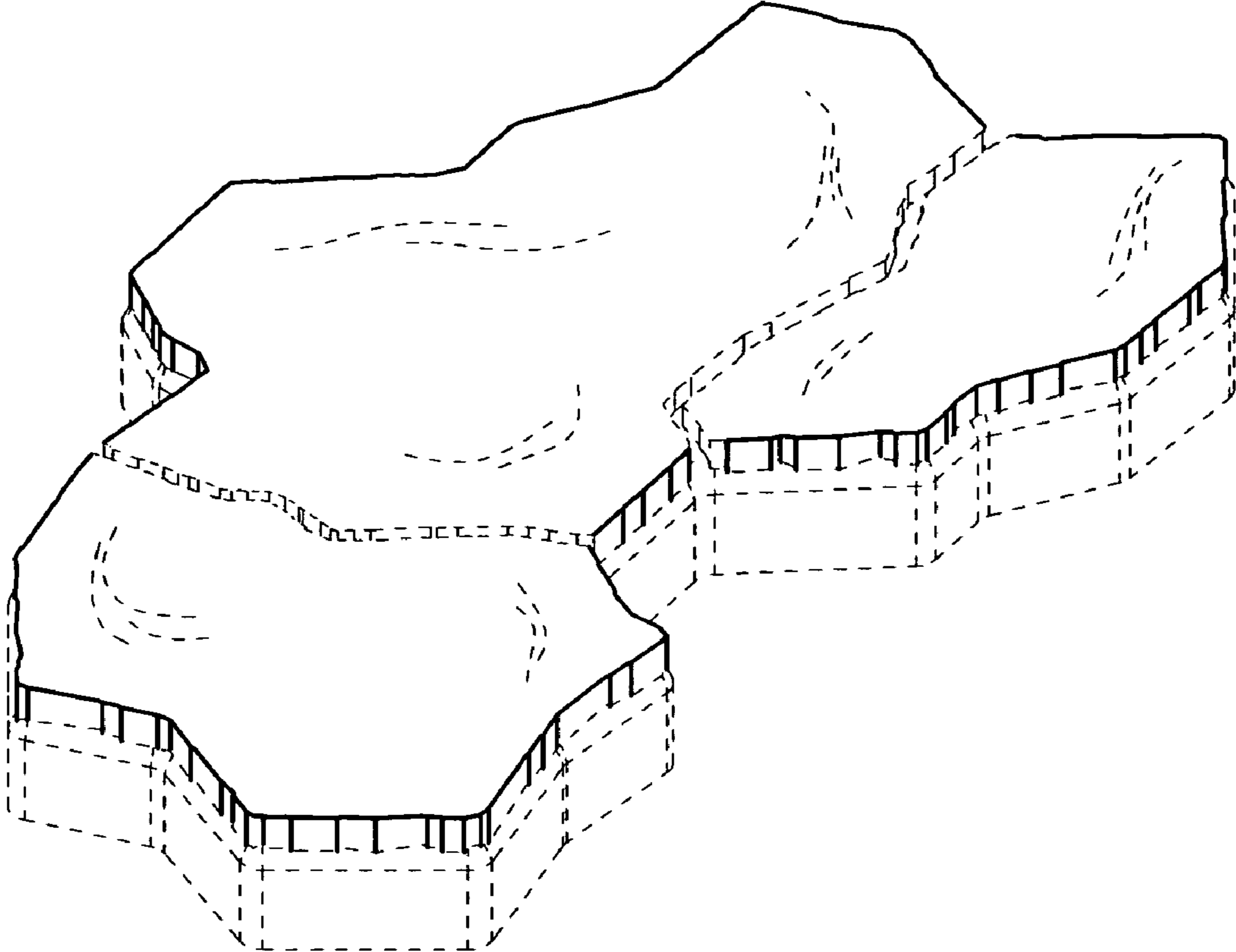


FIG. 1

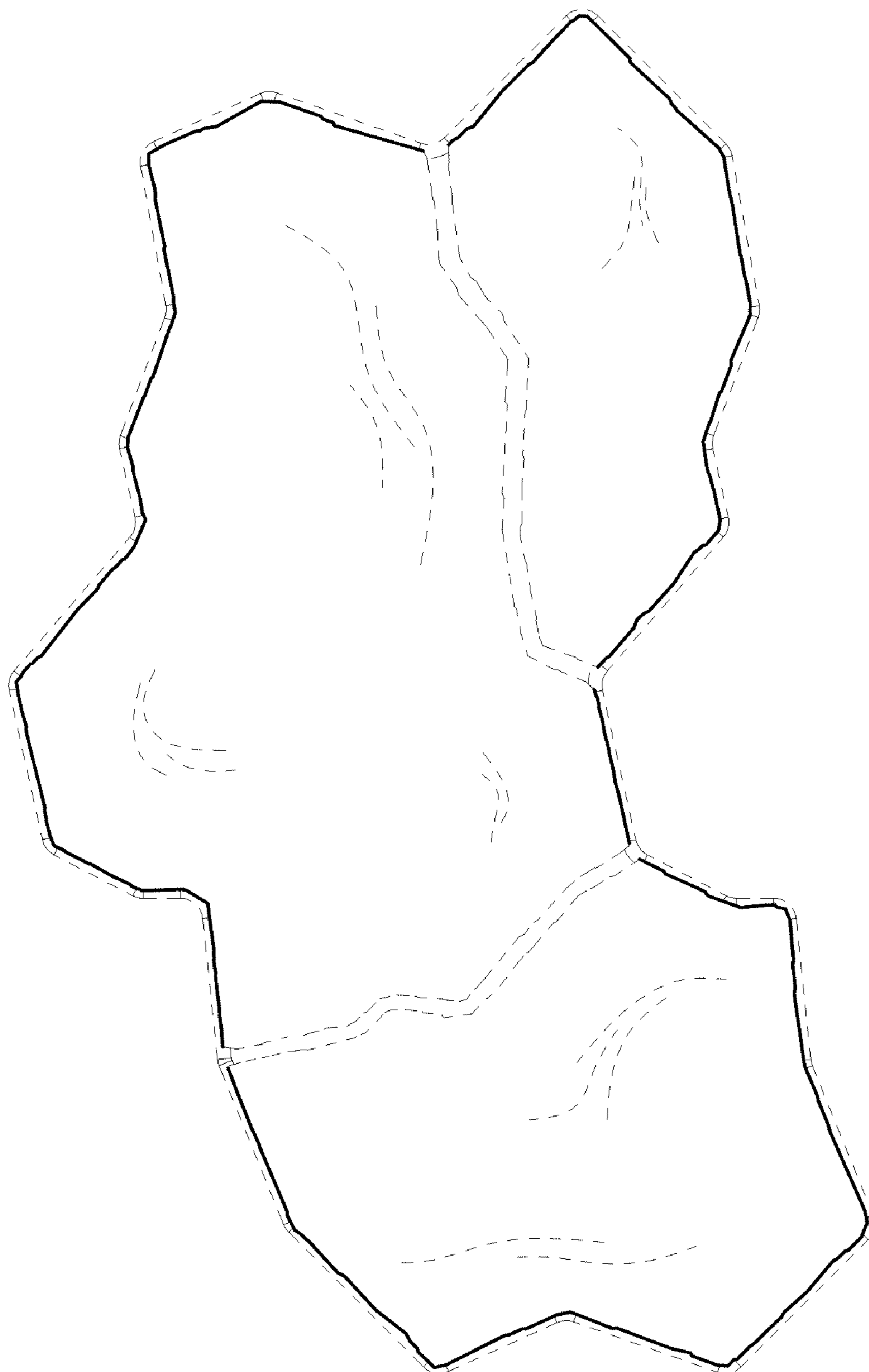


FIG. 2

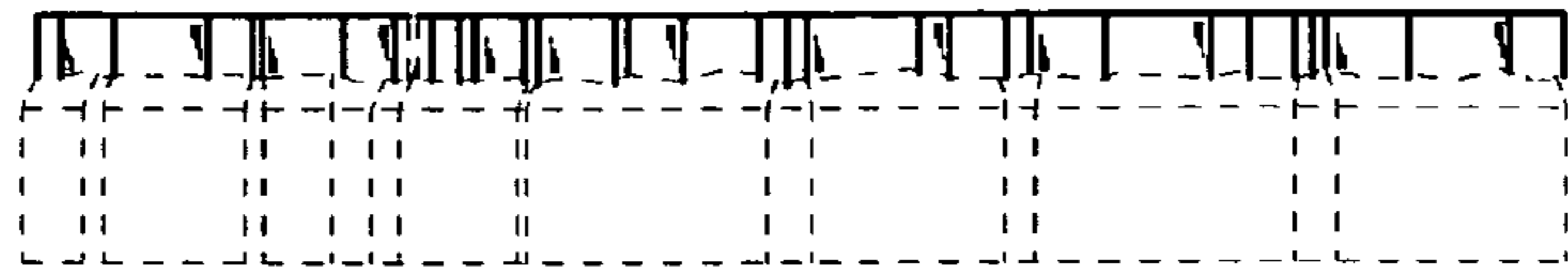


FIG. 3

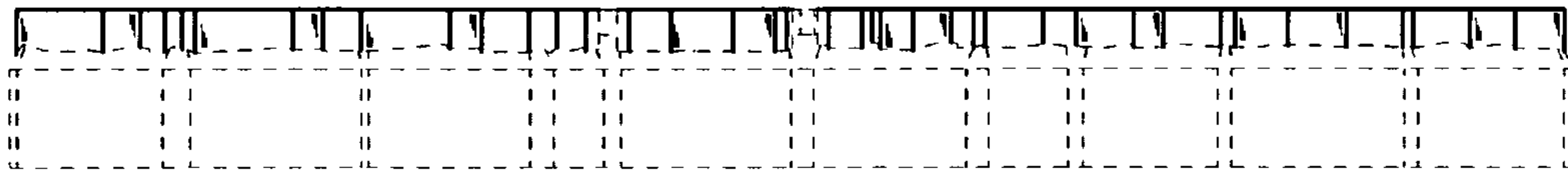


FIG. 4

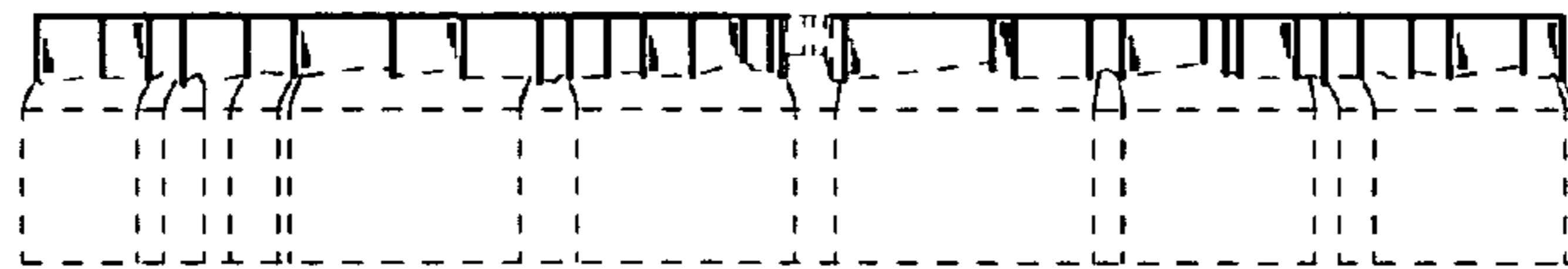


FIG. 5




FIG. 6

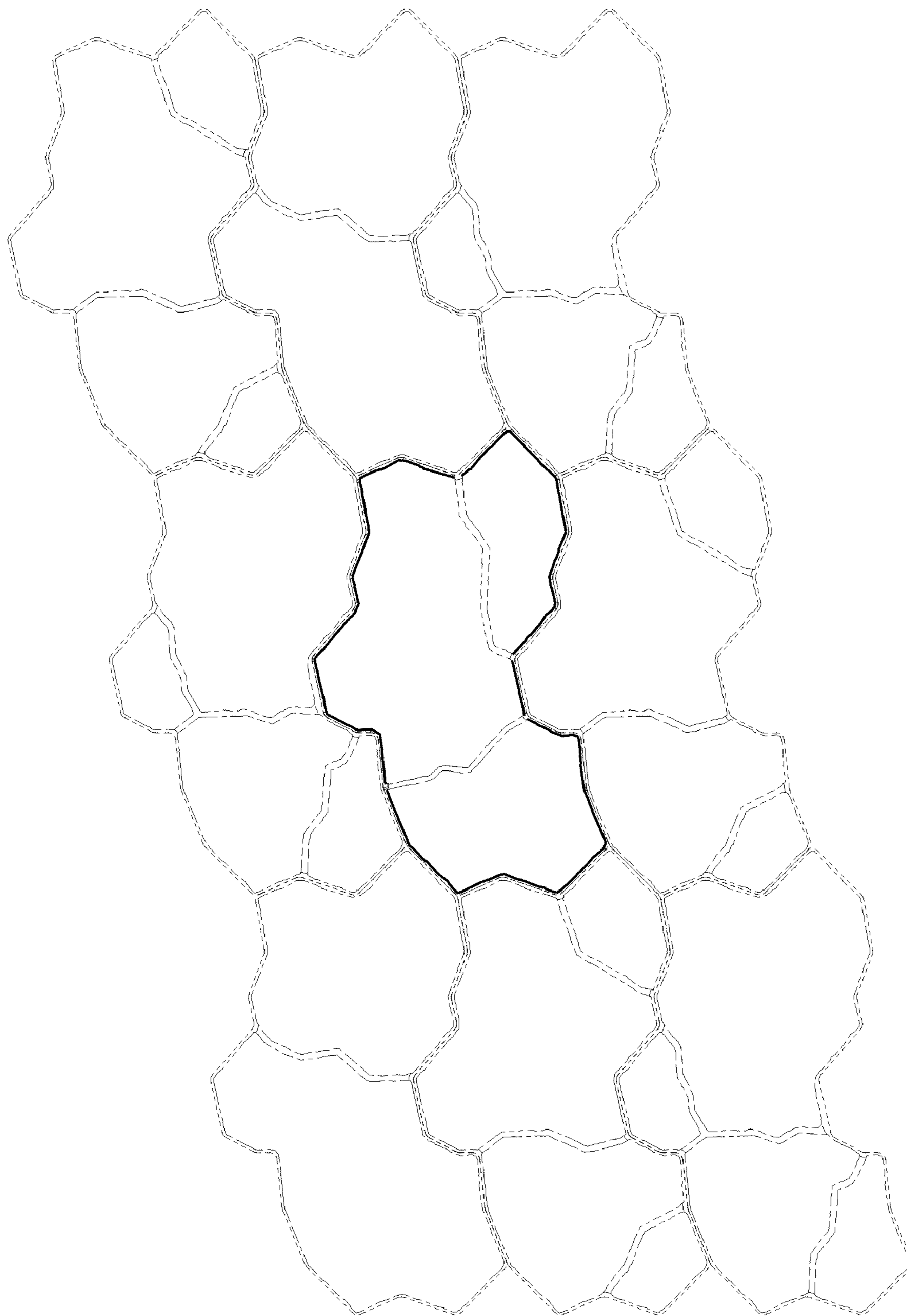


FIG. 7