



US00D645571S

(12) **United States Design Patent**
Furseth et al.

(10) **Patent No.:** **US D645,571 S**

(45) **Date of Patent:** **** *Sep. 20, 2011**

(54) **TREE STAND PLATFORM**

(75) Inventors: **Michael R. Furseth**, Cumberland, WI (US); **Randy L. Schamberger**, Cumberland, WI (US)

(73) Assignee: **Ardisam, Inc.**, Cumberland, WI (US)

(**) Term: **14 Years**

(21) Appl. No.: **29/376,331**

(22) Filed: **Oct. 5, 2010**

(51) **LOC (9) Cl.** **25-04**

(52) **U.S. Cl.** **D25/62; D25/68**

(58) **Field of Classification Search** D25/62,
D25/68; 187/112, 116, 119, 123, 126, 142,
187/150, 222

See application file for complete search history.

(56) **References Cited**

U.S. PATENT DOCUMENTS

5,060,756	A	10/1991	D'Acquisto	
D445,201	S	7/2001	D'Acquisto	
7,021,423	B1 *	4/2006	Pestruce et al.	182/116
7,232,010	B2 *	6/2007	Woller et al.	182/116
D558,897	S *	1/2008	Smith	D25/62

OTHER PUBLICATIONS

Resin Tree Quiet Tree Stand, Web page at <http://www.shadows-alley.com/treestandhunter/>, as available via the Internet and printed Feb. 10, 2011 (3 pgs.).

Strickland, Brian, Article entitled "The Best Treestands Sell Better", Inside Archery, Issue 57, Jul. 2009 (7 pgs.).

Gorilla, Inc., Flushing, Michigan, United States; Product Catalog, "Gorilla Treestands 09 Product Guide"; Copyright 2008 (21 pgs.).

* cited by examiner

Primary Examiner — Doris Clark

(74) *Attorney, Agent, or Firm* — Stoel Rives LLP

(57) **CLAIM**

We claim the ornamental design for a tree stand platform, as shown and described.

DESCRIPTION

FIG. 1 is a perspective view of a tree stand platform showing our new design.

FIG. 2 is a top view of the tree stand platform of FIG. 1.

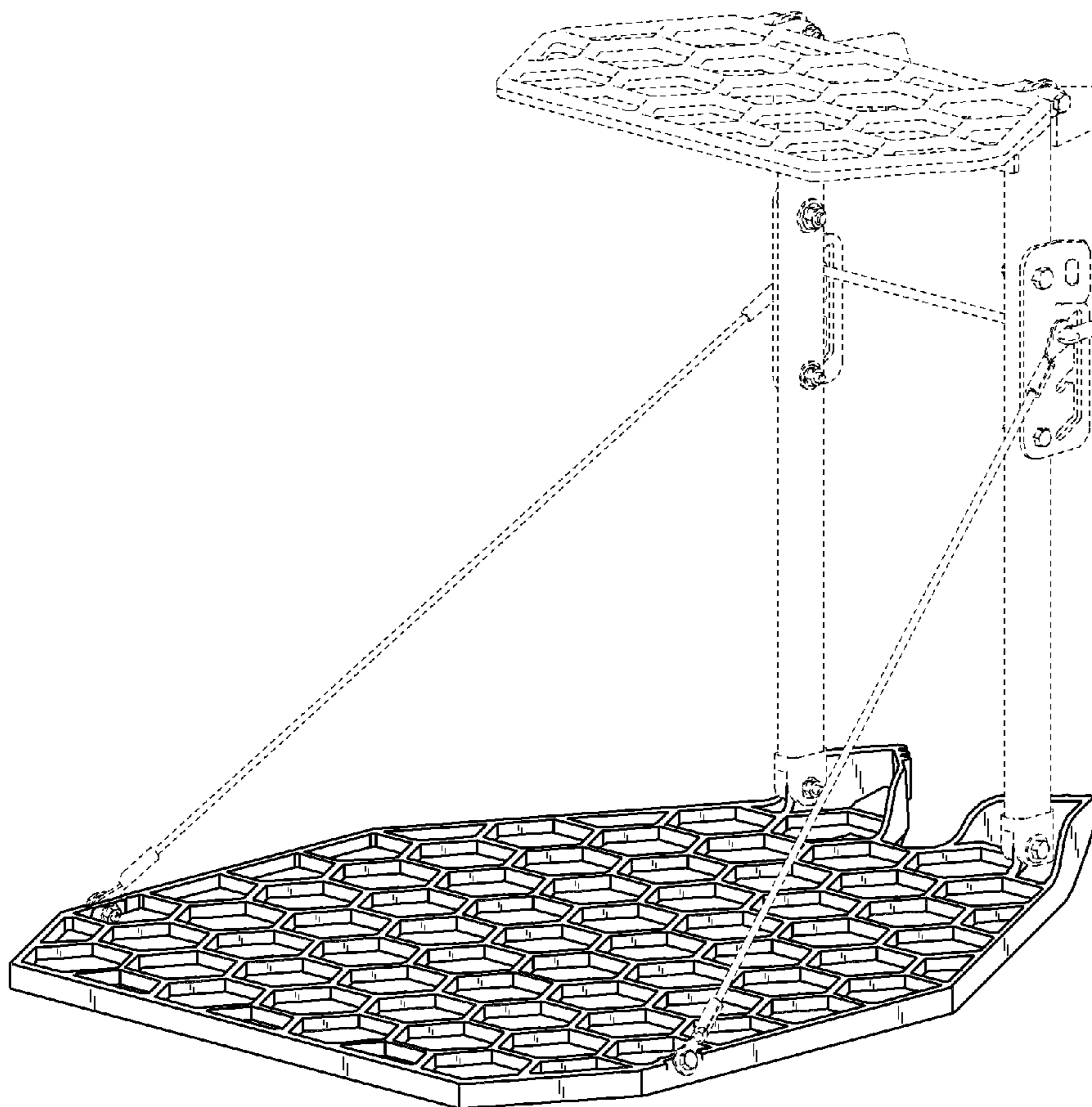
FIG. 3 is a bottom view of the tree stand platform of FIG. 1.

FIG. 4 is a front view of a tree stand platform of FIG. 1.

FIG. 5 is a rear view of the tree stand platform of FIG. 1; and,

FIG. 6 is a right view of the tree stand platform of FIG. 1.

1 Claim, 4 Drawing Sheets



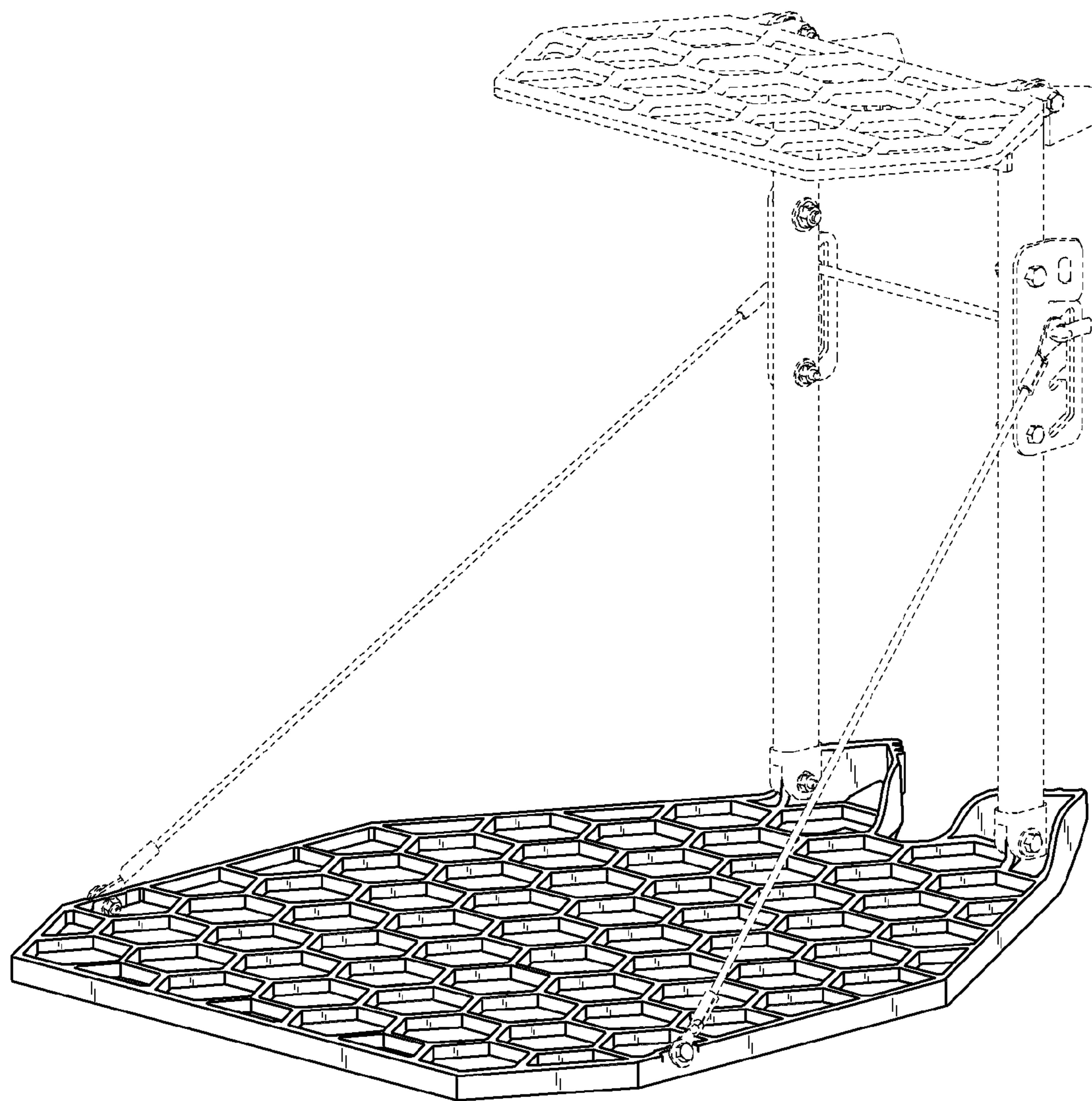


Fig. 1

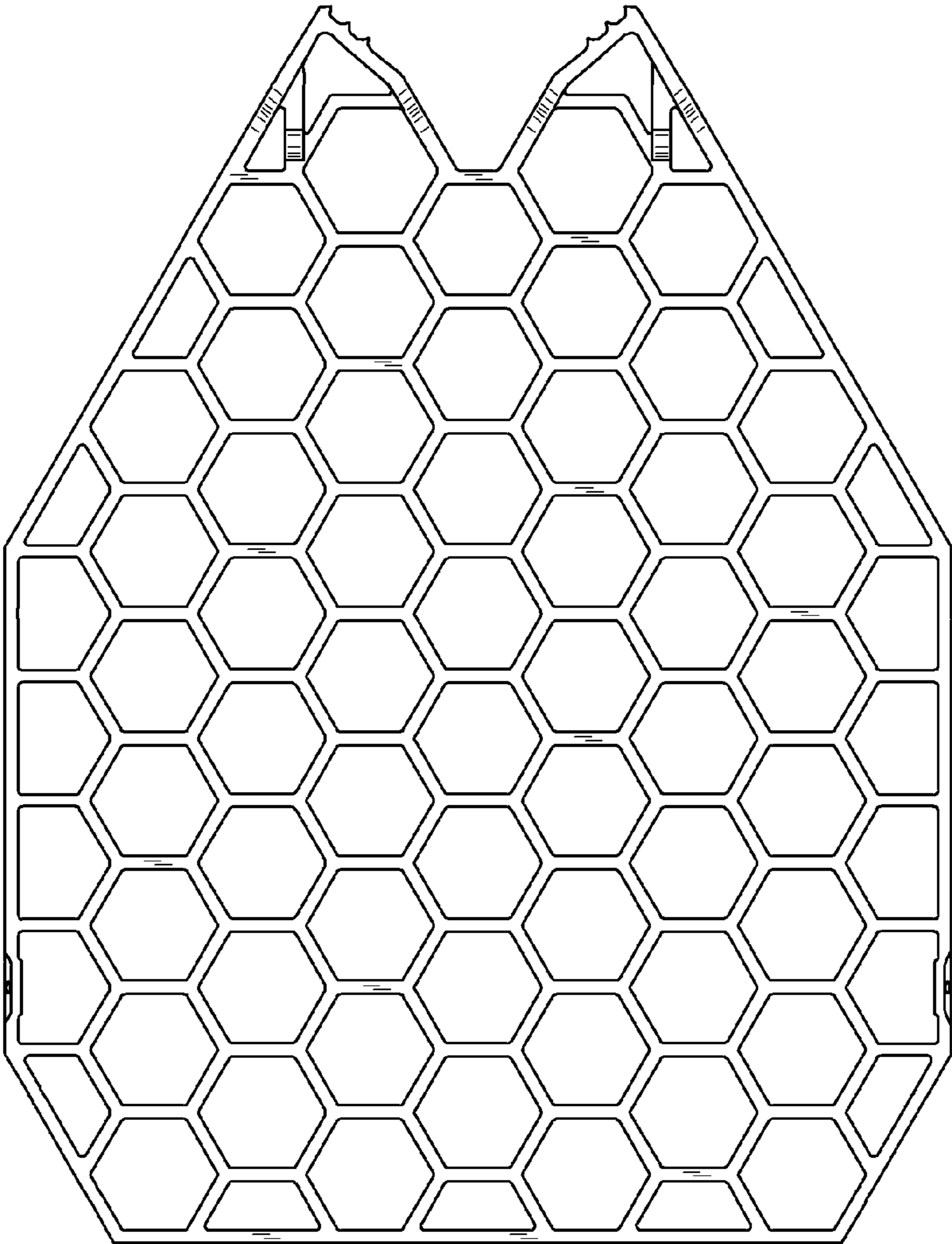


Fig. 2

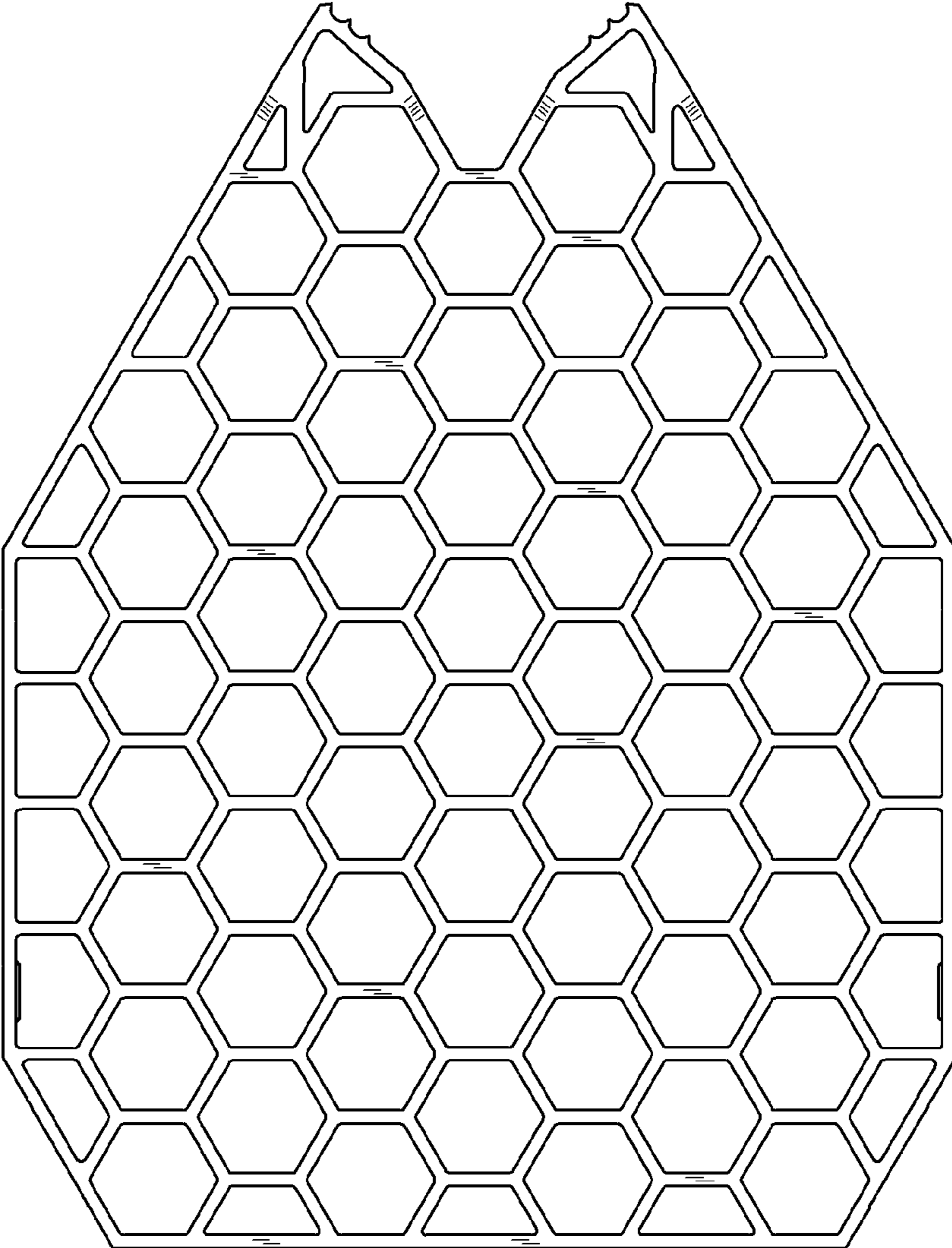


Fig. 3

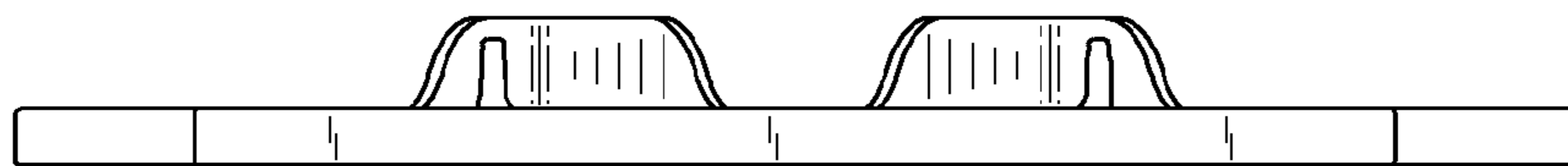


Fig. 4

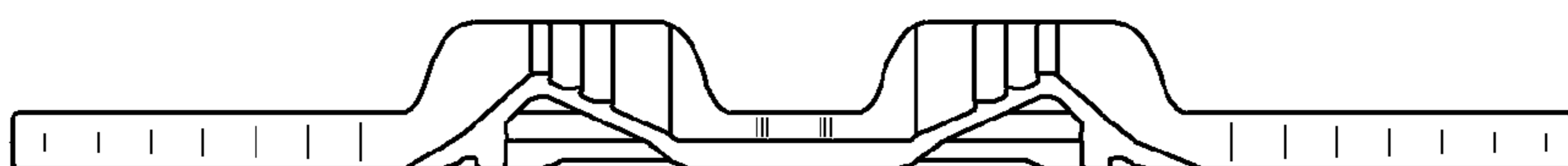


Fig. 5




Fig. 6