



US00D645564S

(12) **United States Design Patent**  
**Hinds**

(10) **Patent No.:** **US D645,564 S**

(45) **Date of Patent:** **\*\* Sep. 20, 2011**

(54) **WRIST BRACE**

(75) Inventor: **Sherry A. Hinds**, Goshen, OH (US)

(73) Assignee: **3M Innovative Properties Company**,  
St. Paul, MN (US)

(\*\*) Term: **14 Years**

(21) Appl. No.: **29/369,510**

(22) Filed: **Sep. 9, 2010**

(51) **LOC (9) Cl.** ..... **24-01**

(52) **U.S. Cl.** ..... **D24/190**

(58) **Field of Classification Search** ..... D24/189-190;  
602/3-7, 13, 16, 20-22, 60, 64-65; D29/120.1,  
D29/121.1, 113; 128/877, 878, 879, 881,  
128/882, 892, DIG. 19; 473/59, 62, 213;  
2/16, 22, 59, 159, 161.1

See application file for complete search history.

(56) **References Cited**

**U.S. PATENT DOCUMENTS**

3,512,776	A *	5/1970	Thomas, Sr.	473/62
4,183,098	A *	1/1980	Knowles, Jr.	2/16
4,300,543	A *	11/1981	Rhee	602/6
RE32,566	E *	12/1987	Patton, Jr.	2/16
6,142,966	A *	11/2000	Hely	602/64
6,186,969	B1	2/2001	Bell et al.	
6,196,985	B1 *	3/2001	Slautterback	602/20

D456,081	S *	4/2002	Bell et al.	D24/190
6,398,748	B1 *	6/2002	Wilson	602/21
6,561,994	B1	5/2003	Mills et al.	
D477,409	S	7/2003	Mills et al.	
D496,465	S	9/2004	Weaver, II	
7,276,039	B2 *	10/2007	Garellick et al.	602/21
D565,189	S *	3/2008	Gramza et al.	D24/190
7,364,556	B2	4/2008	Weaver, II	
7,568,238	B2 *	8/2009	Schossberger et al.	2/59
D617,464	S *	6/2010	Weaver et al.	D24/190
2009/0187126	A1 *	7/2009	Nelson	602/3

\* cited by examiner

*Primary Examiner* — Susan E Krakower

(74) *Attorney, Agent, or Firm* — Lisa P. Fulton

(57) **CLAIM**

The ornamental design for a wrist brace, as shown and described.

**DESCRIPTION**

FIG. 1 is a perspective view of a wrist brace showing the new design;

FIG. 2 is a bottom view thereof;

FIG. 3 is a top view thereof;

FIG. 4 is a side view thereof;

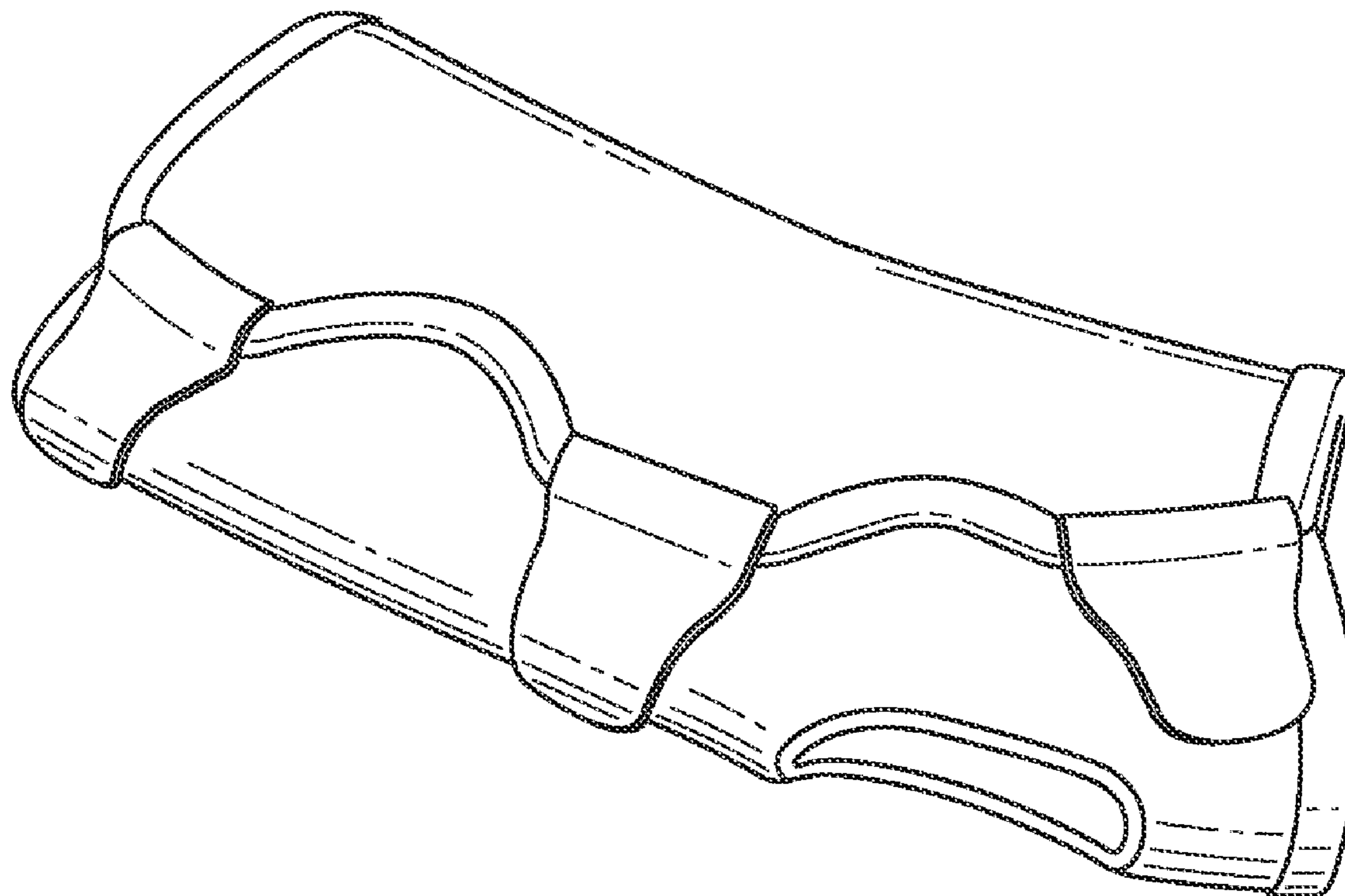
FIG. 5 is an opposite side view thereof;

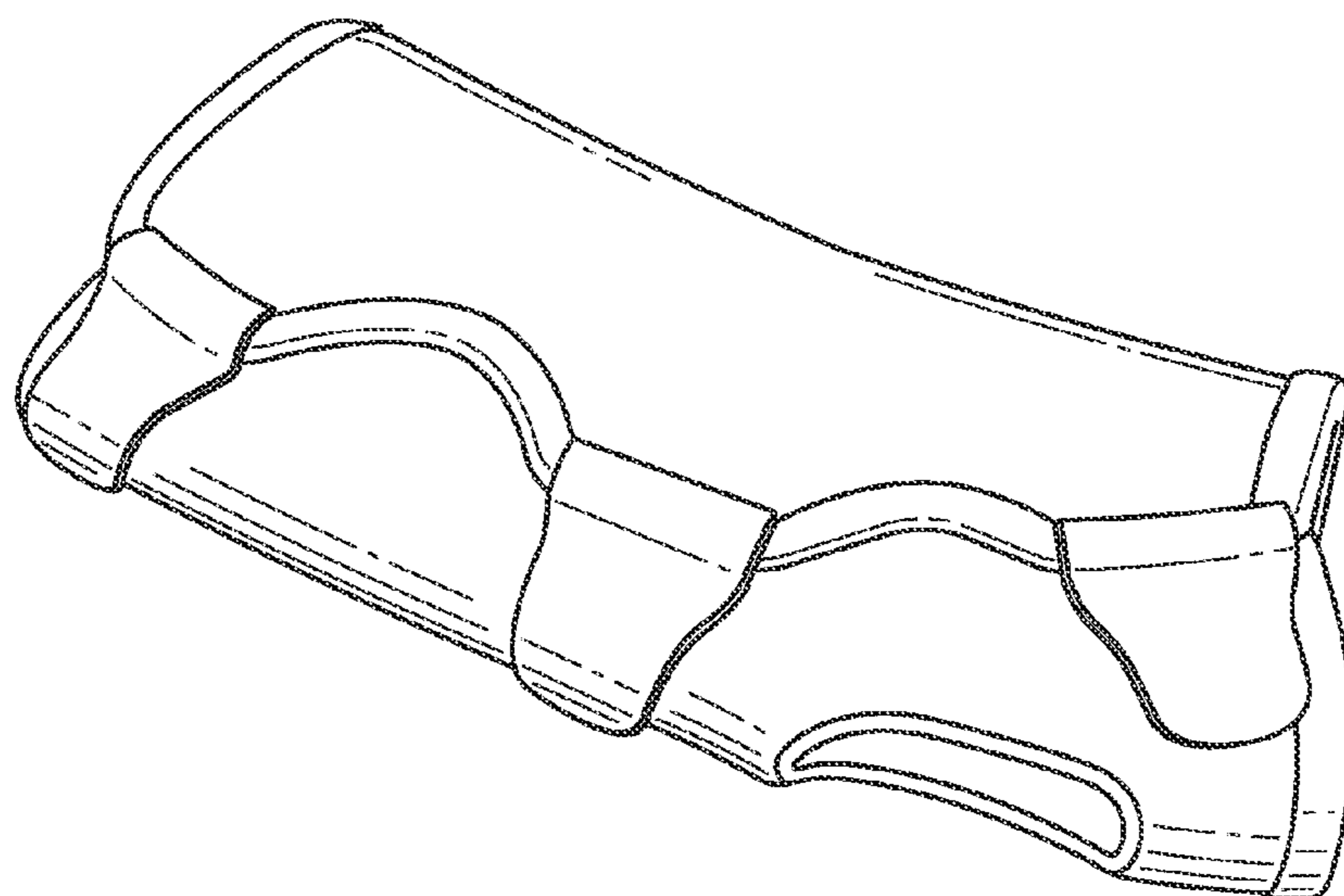
FIG. 6 is an edge view thereof; and,

FIG. 7 is an opposite edge view thereof.

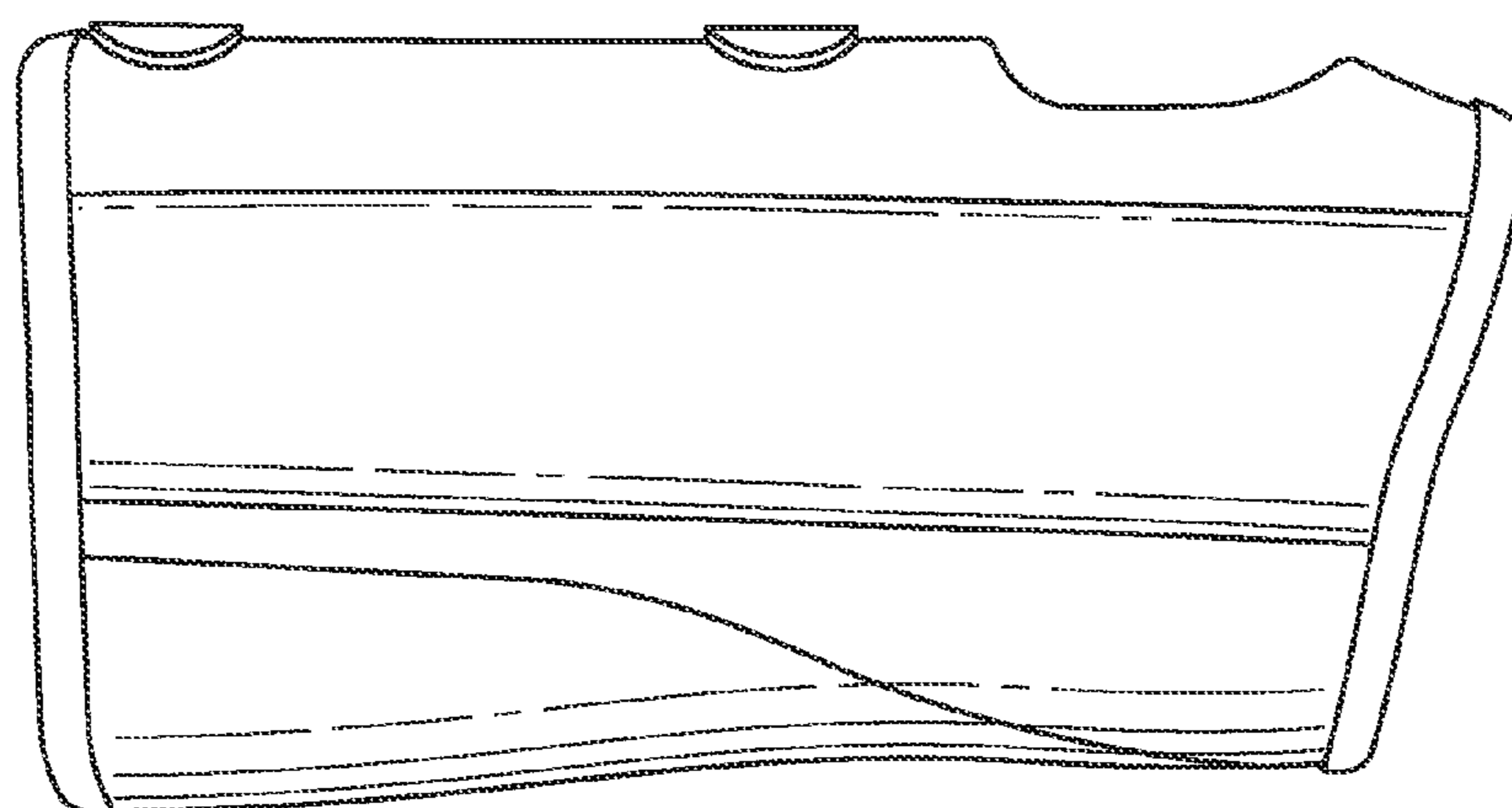
The broken lines illustrate portions of the wrist brace which form no part of the claimed design.

**1 Claim, 2 Drawing Sheets**

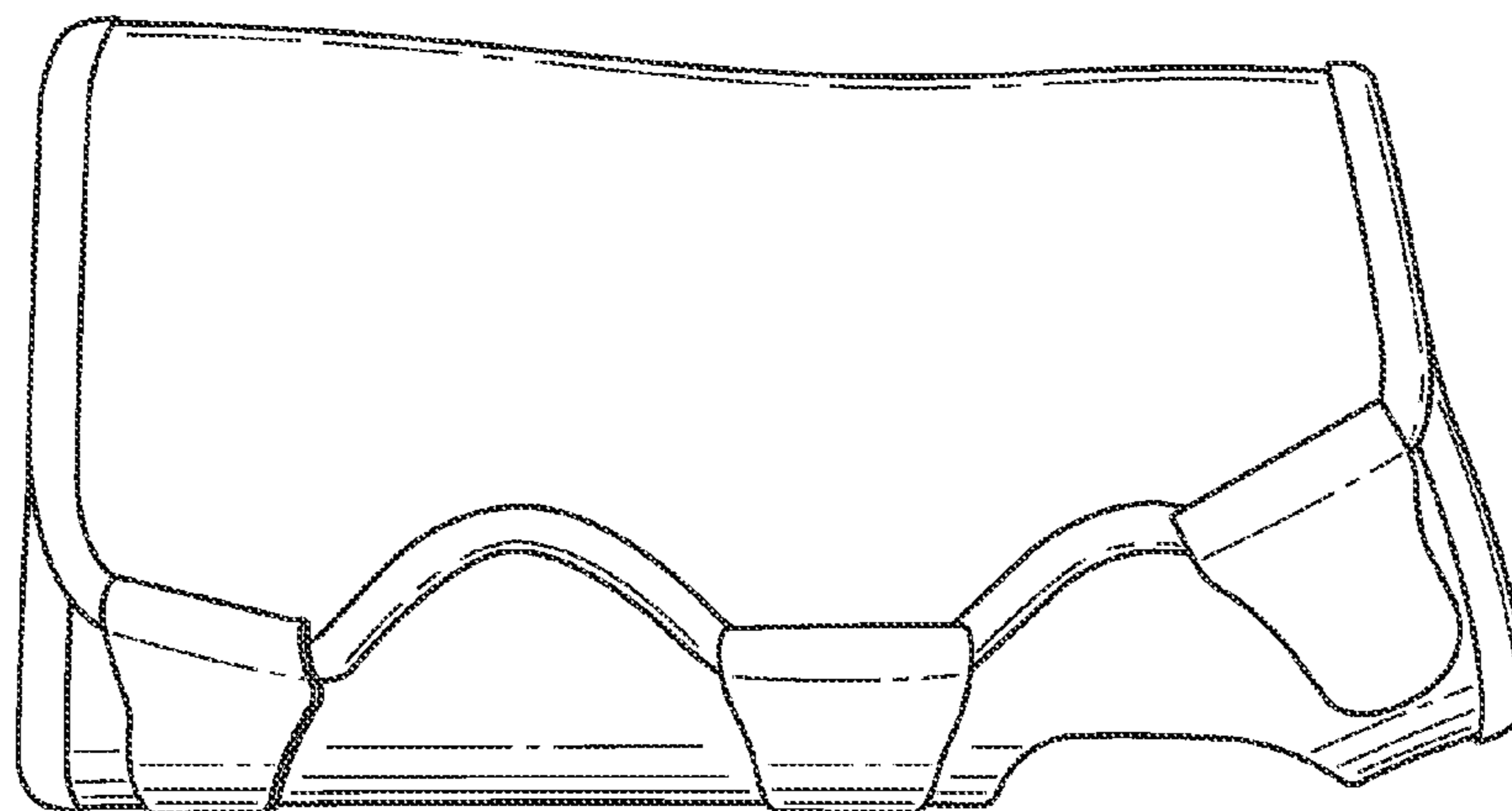




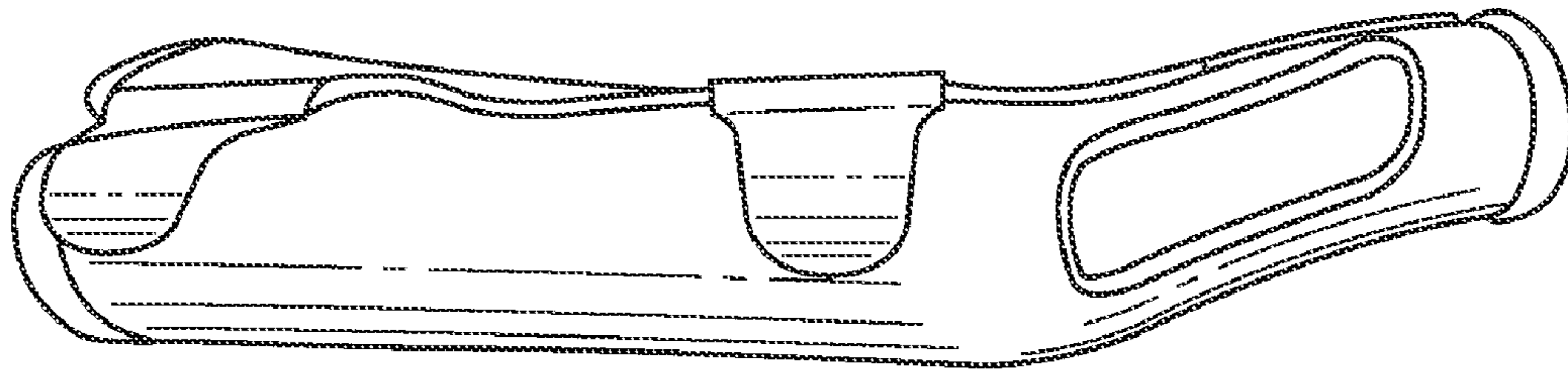
*Fig. 1*




*Fig. 2*



*Fig. 3*




*Fig. 4*



*Fig. 5*



*Fig. 6*



*Fig. 7*