



(12) **United States Design Patent**
Morrow et al.

(10) **Patent No.:** **US D645,530 S**
(45) **Date of Patent:** **** Sep. 20, 2011**

(54) **LACROSSE HEAD**

(75) Inventors: **David K. Morrow**, Metamora, MI (US);
Matthew M. Winningham, Royal Oak,
MI (US)

(73) Assignee: **Warrior Sports, Inc.**, Warren, MI (US)

(**) Term: **14 Years**

(21) Appl. No.: **29/388,353**

(22) Filed: **Mar. 28, 2011**

Related U.S. Application Data

(62) Division of application No. 29/365,769, filed on Jul.
14, 2010, now Pat. No. Des. 637,672.

(51) **LOC (9) Cl.** **21-02**

(52) **U.S. Cl.** **D21/753; D21/724**

(58) **Field of Classification Search** D21/724,
D21/753; 473/505-515

See application file for complete search history.

(56) **References Cited**

U.S. PATENT DOCUMENTS

346,751	A	8/1886	Hillman
364,596	A	6/1887	Luce
891,813	A	6/1908	Ceel
1,459,389	A	6/1923	Brown
1,877,820	A	9/1932	Costello
2,039,138	A	4/1936	Auer
2,142,527	A	1/1939	Pool
2,508,519	A	5/1950	Jay
2,596,894	A	5/1952	Frisch
3,086,777	A	4/1963	Lacoste
3,306,960	A	2/1967	Weissman et al.
3,473,806	A	10/1969	Patterson

(Continued)

OTHER PUBLICATIONS

deBeer prior art head.
STX 2004 Lacrosse Catalog.

Primary Examiner — Mitchell Siegel

(74) *Attorney, Agent, or Firm* — Warner Norcross & Judd
LLP

(57) **CLAIM**

The ornamental design for lacrosse head, as shown and
described.

DESCRIPTION

FIG. 1 is a front view of the lacrosse head a first embodiment
of the new design;

FIG. 2 is a rear view thereof;

FIG. 3 is an enlarged view of the right side of the lacrosse head
of FIG. 1, the left side of the lacrosse head as shown in FIG.
1 being a mirror image thereof;

FIG. 4 is an enlarged view of the right side of the lacrosse head
as shown in FIG. 2, the left side of the lacrosse head as shown
in FIG. 2 being a mirror image thereof;

FIG. 5 is a left side view of the lacrosse head of FIG. 1, the
right side of the lacrosse head being a mirror image thereof;

FIG. 6 is a front view of the lacrosse head embodying another
embodiment of the new design;

FIG. 7 is a rear view thereof;

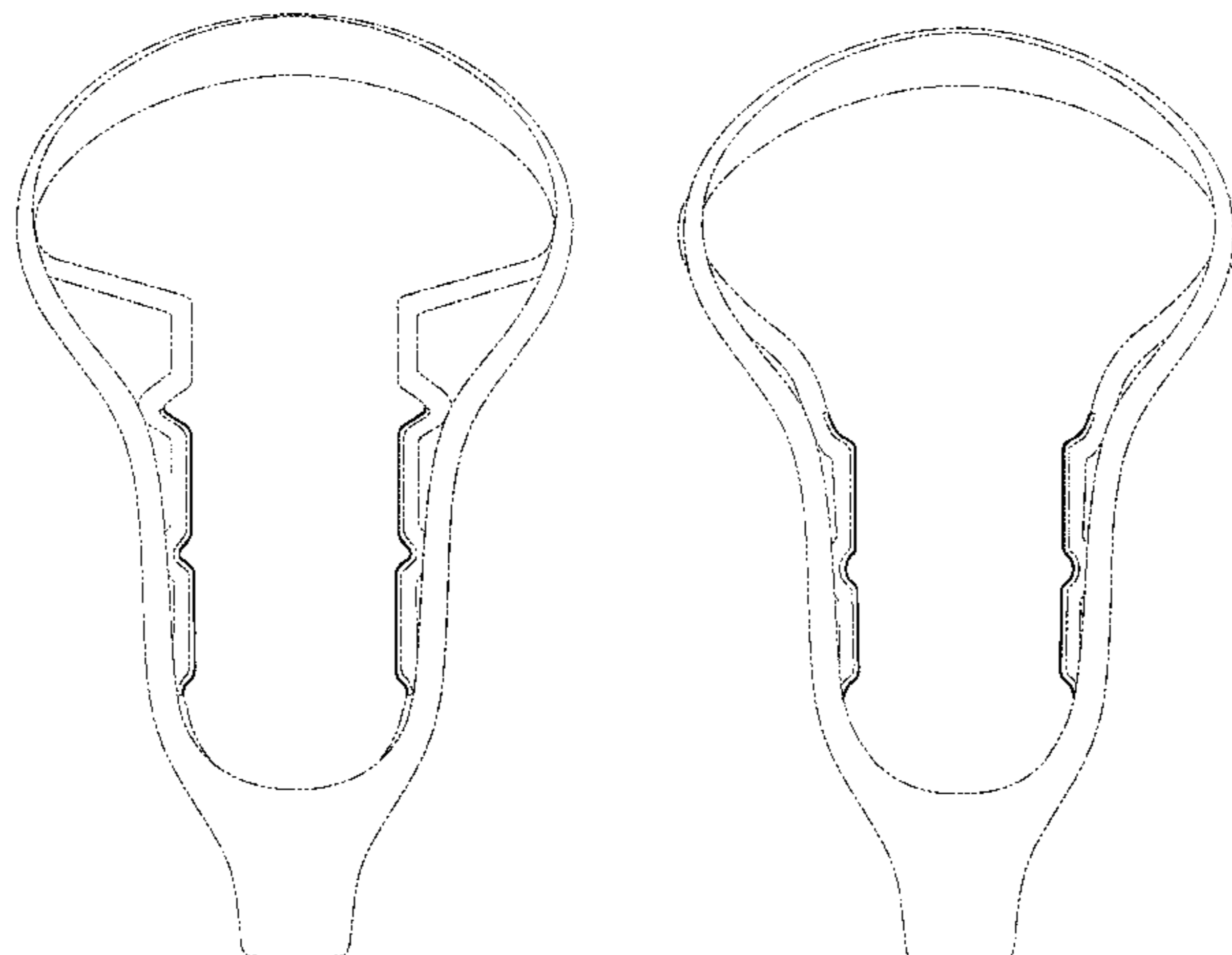
FIG. 8 is an enlarged view of the right side of the lacrosse head
of FIG. 6, the left side of the lacrosse head as shown in FIG.
6 being a mirror image thereof;

FIG. 9 is an enlarged view of the right side of the lacrosse head
as shown in FIG. 7, the left side of the lacrosse head as shown
in FIG. 7 being a mirror image thereof; and,

FIG. 10 is a left side view of the lacrosse head of FIG. 6, the
right side of the lacrosse head being a mirror image thereof.

FIGS. 1-10 show features of a lacrosse head in phantom lines.
These features are shown for environmental purposes and do
not form any part of the claimed design. Further, the phantom
lines immediately adjacent the solid-line portions of the
design form the boundary of the design, with the phantom
lines forming no part of the claimed design.

1 Claim, 8 Drawing Sheets



US D645,530 S

Page 2

U.S. PATENT DOCUMENTS							
3,507,495	A	4/1970	Tucker et al.	D331,086	S	11/1992	Brine, III et al.
3,591,178	A	7/1971	Milligan et al.	5,568,925	A	10/1996	Morrow et al.
3,644,168	A	2/1972	Bonk et al.	D376,183	S	12/1996	Morrow et al.
3,702,702	A	11/1972	Hoult	6,066,056	A *	5/2000	Morrow 473/513
3,788,941	A	1/1974	Kupits	6,561,932	B2	5/2003	Morrow et al.
3,822,062	A	7/1974	Tucker et al.	D496,083	S	9/2004	Kohler
D236,737	S	9/1975	Brine	6,902,501	B2	6/2005	Morrow et al.
3,905,088	A	9/1975	Tucker et al.	6,916,259	B2	7/2005	Kohler et al.
3,910,578	A	10/1975	Brine, Jr.	7,563,184	B2	7/2009	Morrow et al.
3,934,876	A	1/1976	Haddad	D611,552	S	3/2010	Morrow et al.
4,022,477	A	5/1977	Pool	7,682,269	B1 *	3/2010	Gait 473/513
4,034,984	A	7/1977	Crawford et al.	7,736,252	B2 *	6/2010	Tucker et al. 473/513
4,037,841	A	7/1977	Lewis, Jr.	2005/0215360	A1	9/2005	Gait
4,049,273	A	9/1977	Pool	2006/0160640	A1 *	7/2006	Rettberg 473/513
D297,963	S	10/1988	Tucker et al.	2009/0298623	A1	12/2009	Schmidt

* cited by examiner

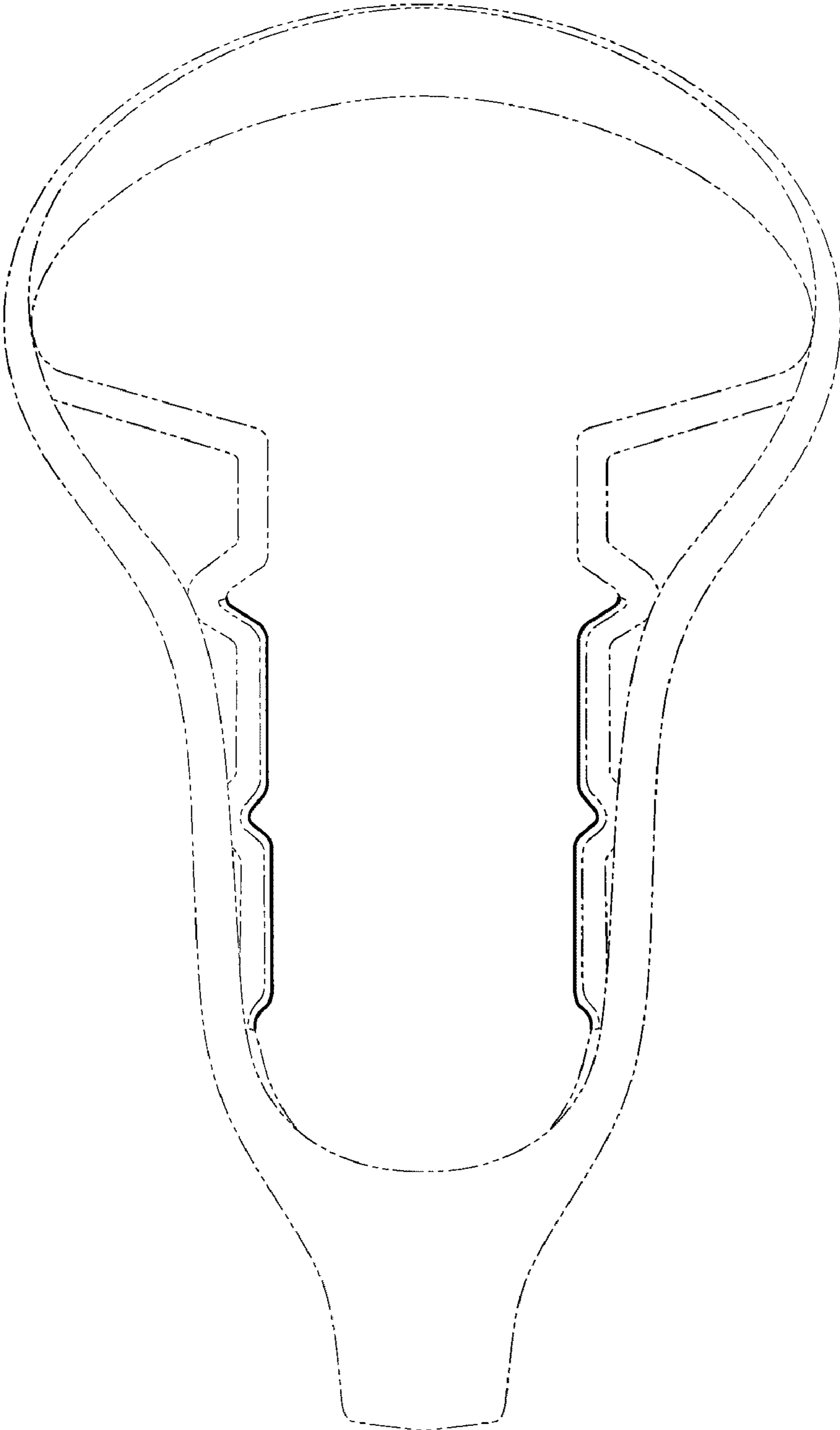


Fig. 1

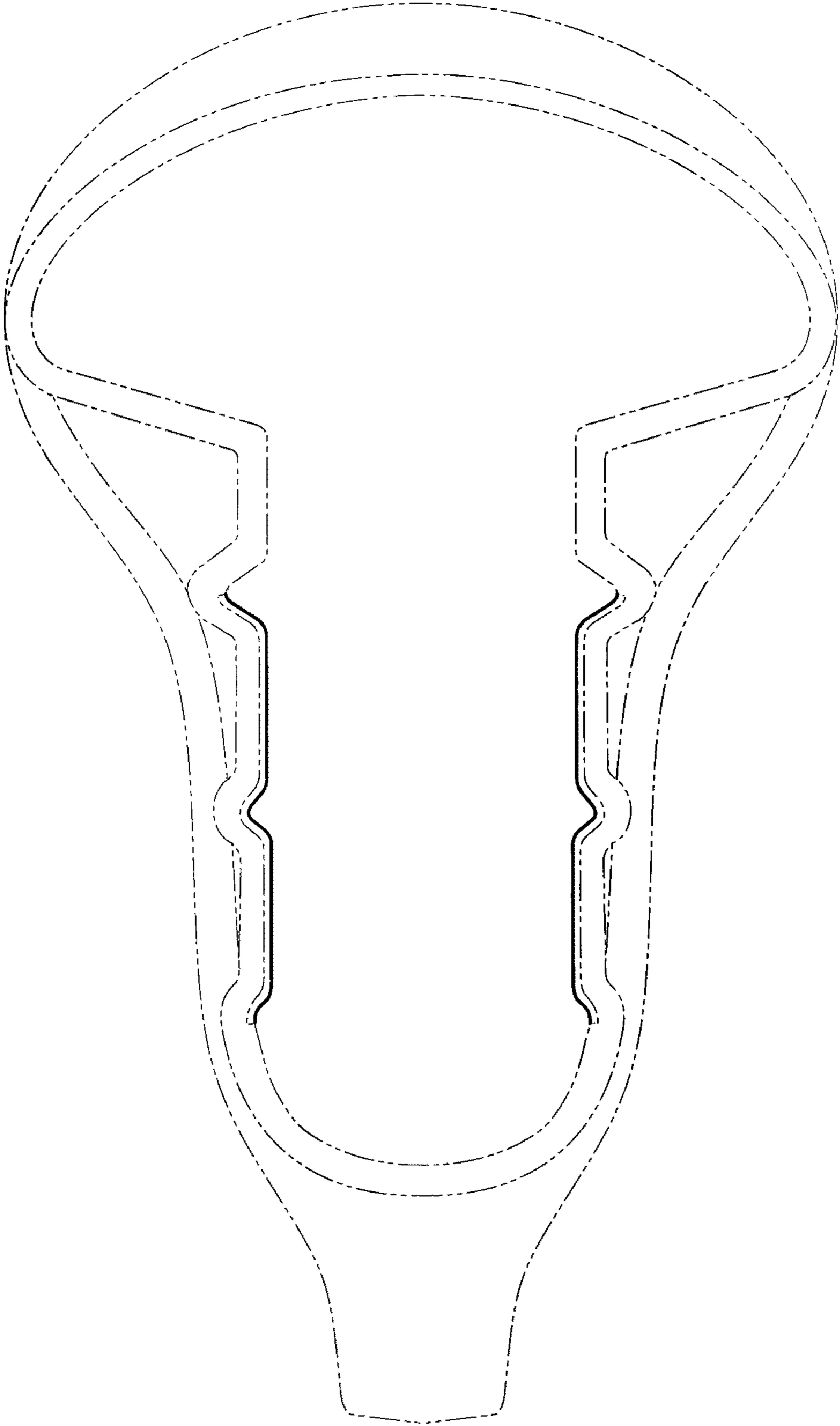


Fig. 2

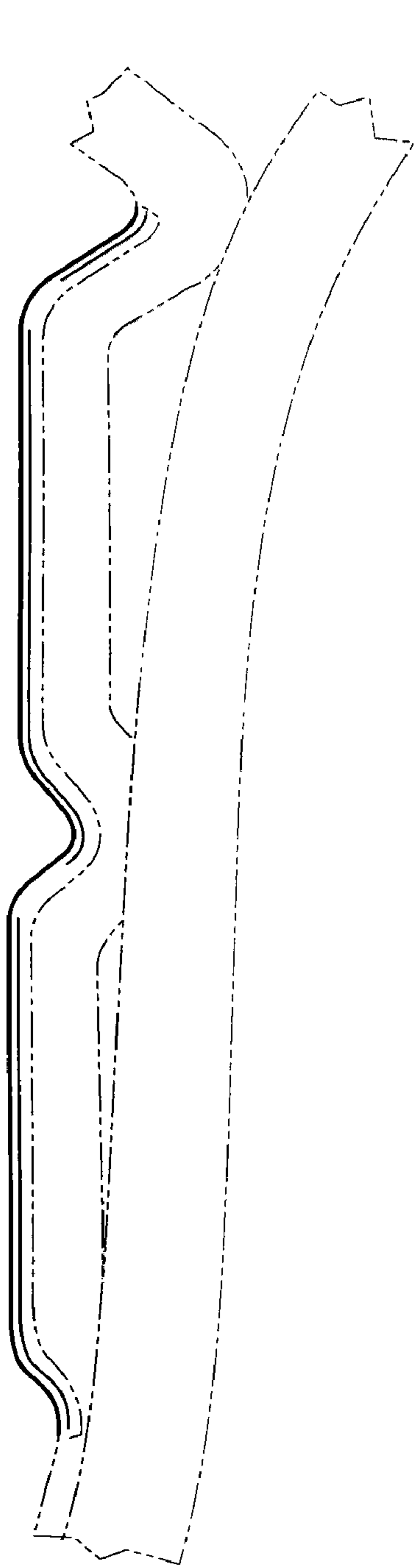


Fig. 3

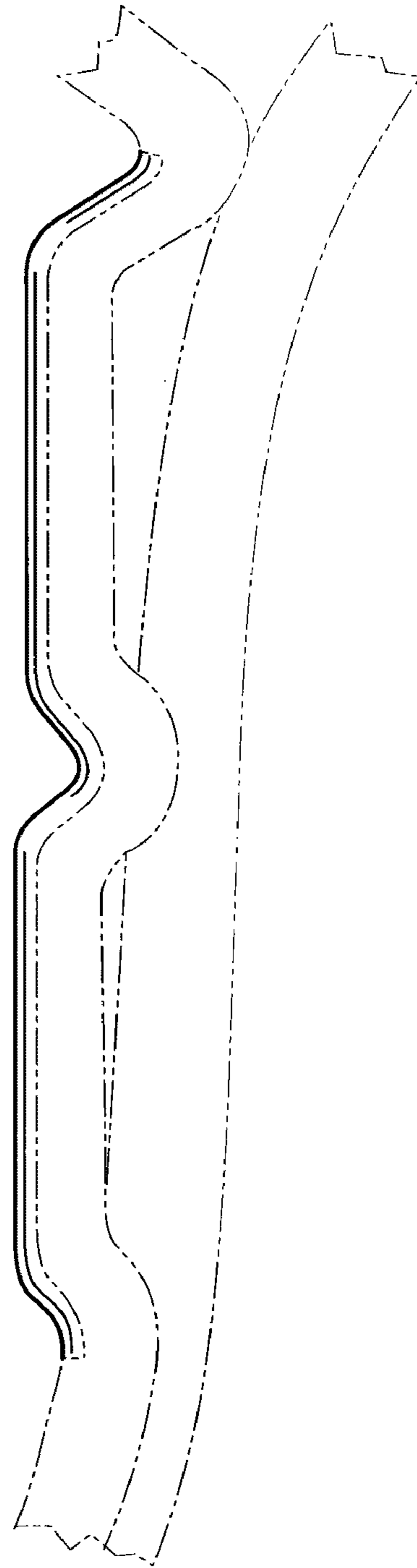


Fig. 4

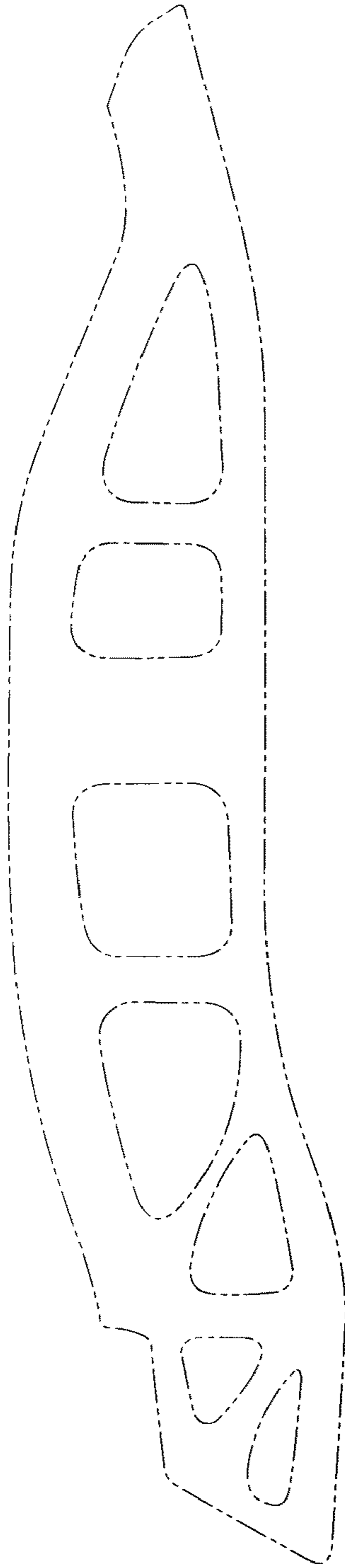


Fig. 5

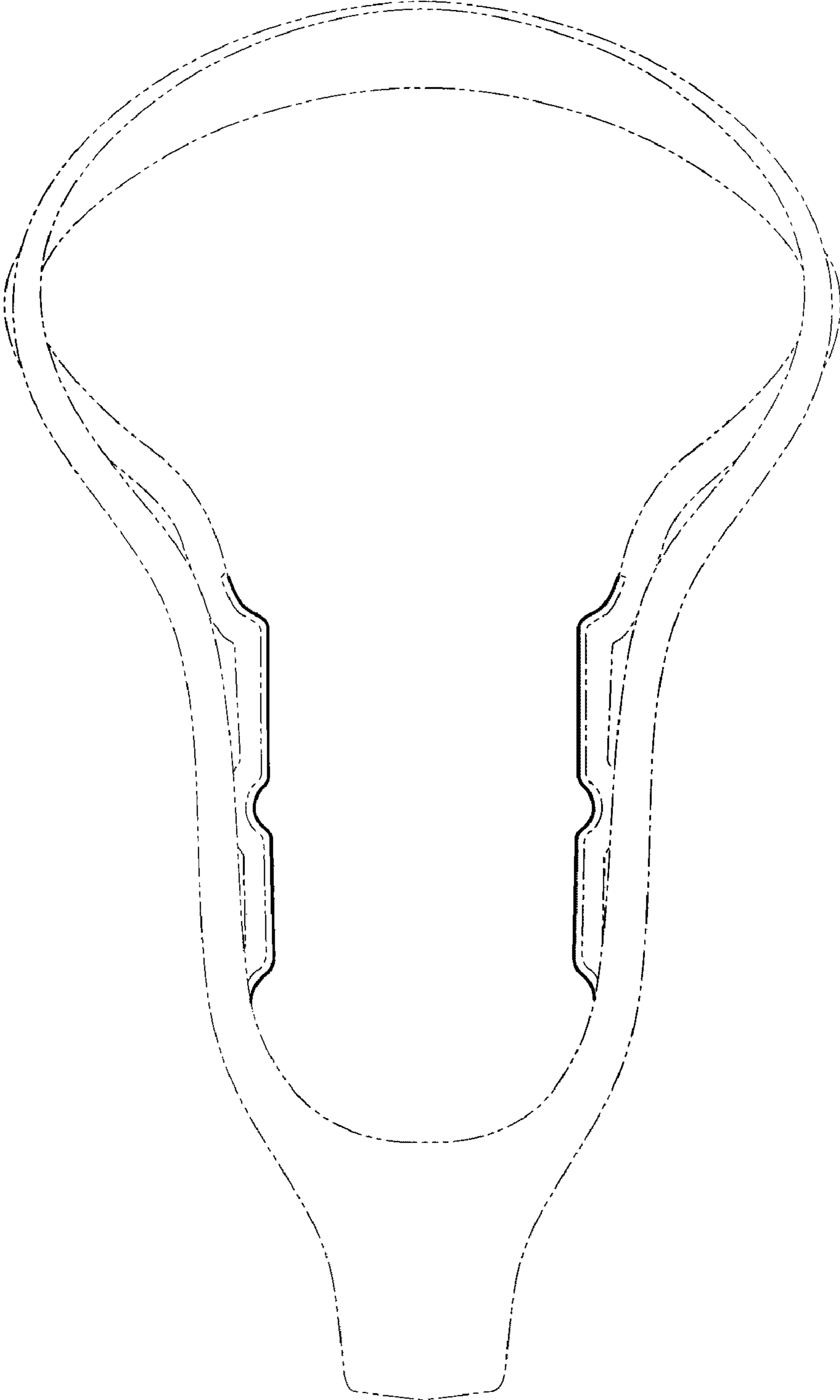


Fig. 6

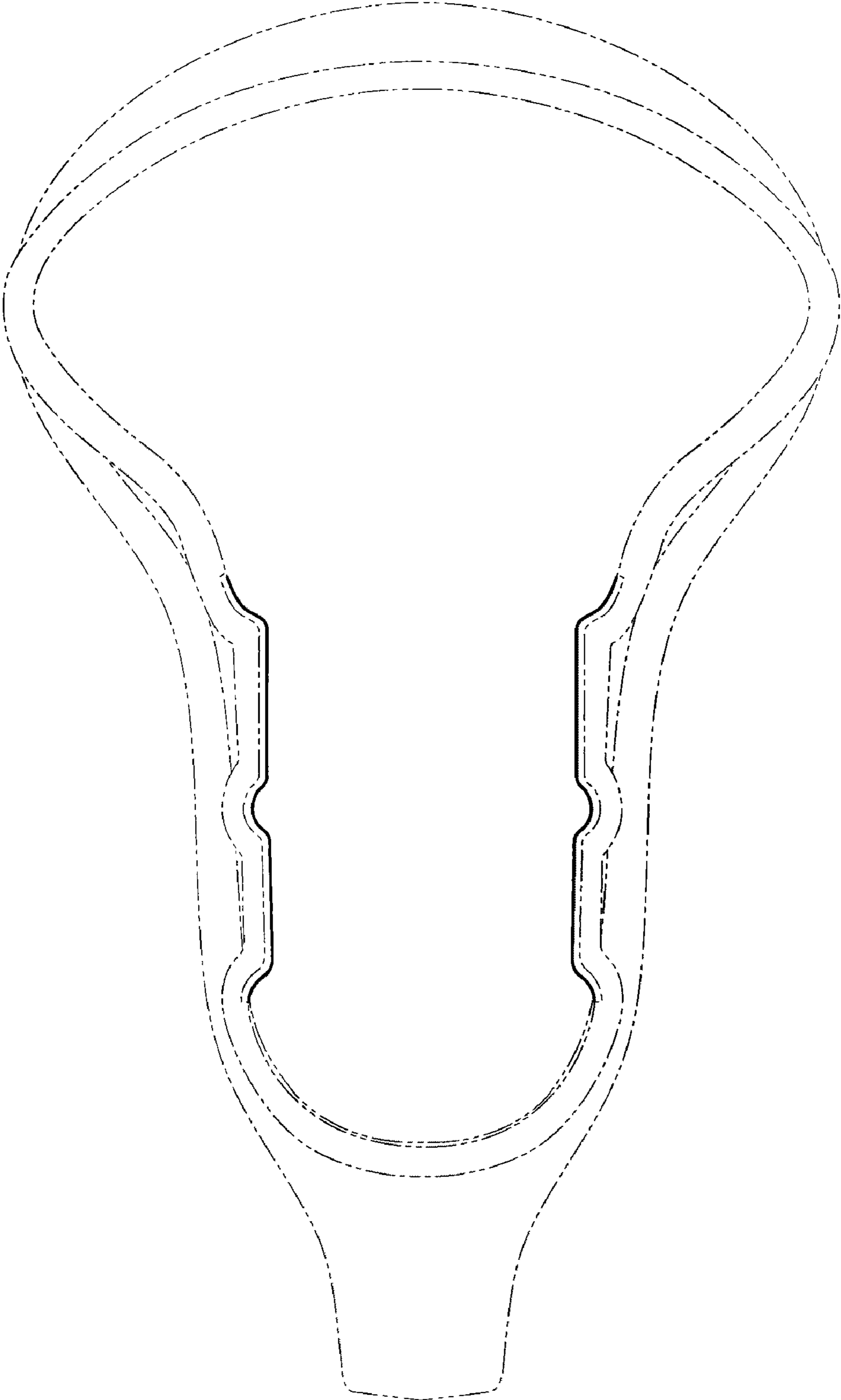


Fig. 7

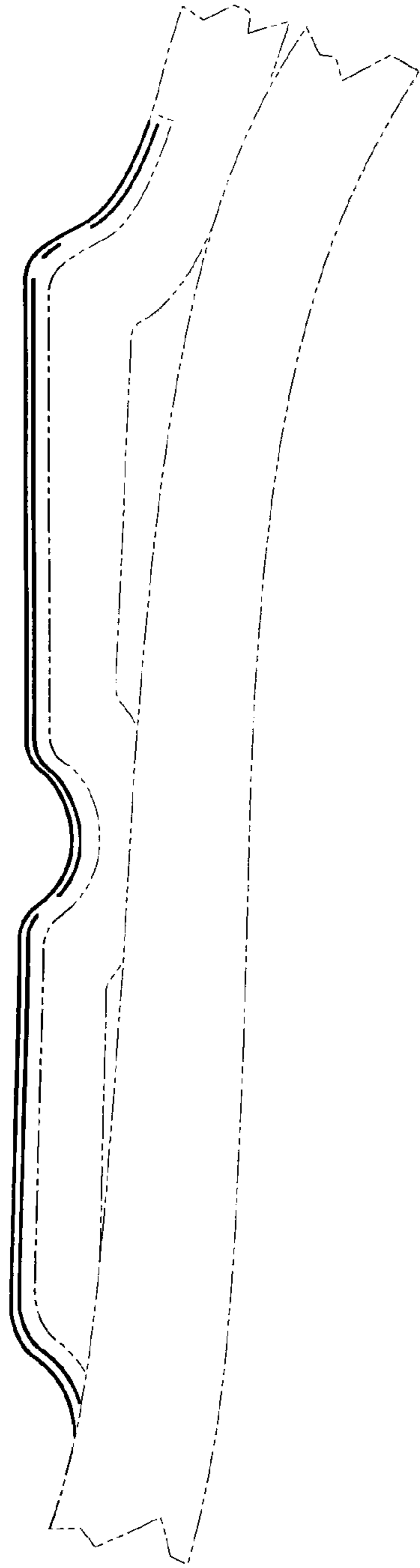


Fig. 8

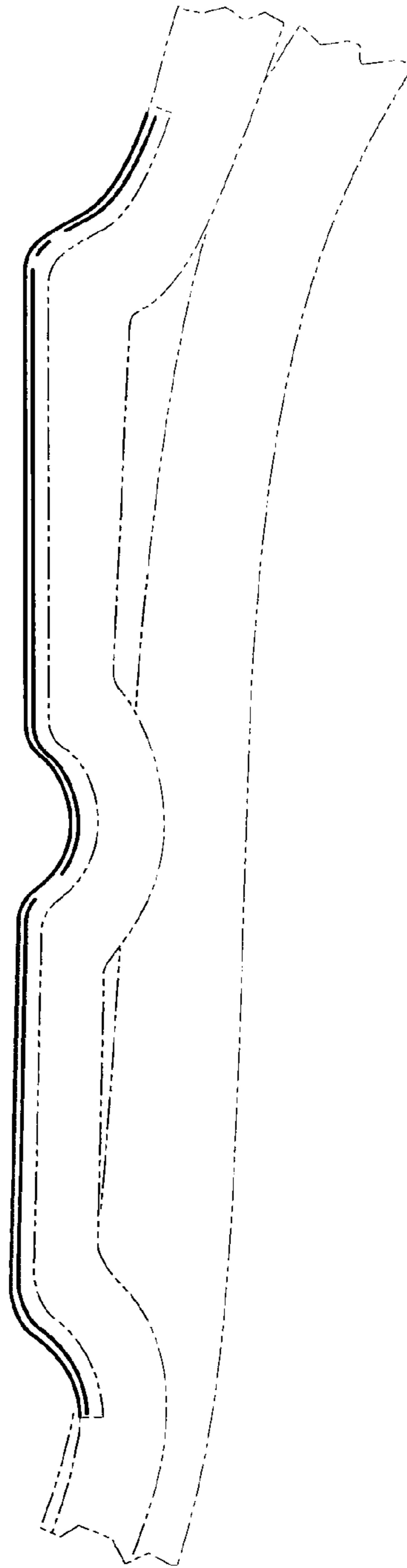


Fig. 9

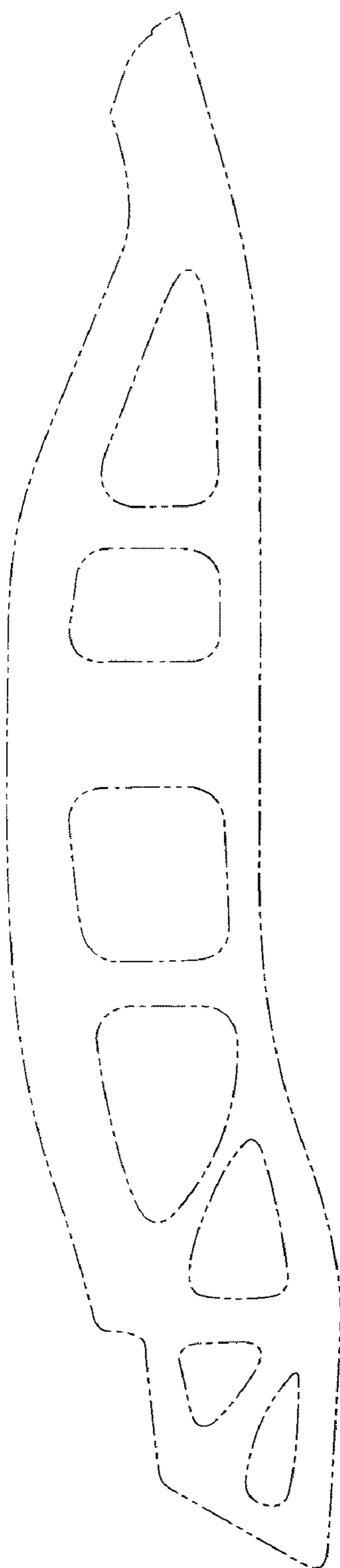


Fig. 10