



US00D645512S

(12) **United States Design Patent**
Matsumoto et al.

(10) **Patent No.:** **US D645,512 S**
(45) **Date of Patent:** **** Sep. 20, 2011**

(54) **ADHESIVE TAPE**

(75) Inventors: **Shigeru Matsumoto**, Toyokawa (JP);
Kazue Torii, Anjo (JP)

(73) Assignee: **Brother Industries, Ltd.**, Nagoya (JP)

(**) Term: **14 Years**

(21) Appl. No.: **29/329,053**

(22) Filed: **Dec. 8, 2008**

(30) **Foreign Application Priority Data**

Jun. 6, 2008 (JP) D2008-14507

(51) **LOC (9) Cl.** **19-02**

(52) **U.S. Cl.** **D19/69**

(58) **Field of Classification Search** D10/71;
D19/69; D24/189; D5/99; 33/494, 758,
33/562, 759; 101/288; 206/390; 40/638,
40/641; 428/43, 42.3; D32/40; 156/192,
156/184

See application file for complete search history.

(56) **References Cited**

U.S. PATENT DOCUMENTS

3,648,835	A *	3/1972	Yucel	428/156
4,007,835	A *	2/1977	Klothe	206/411
4,297,403	A *	10/1981	Smith	428/42.3
5,234,517	A *	8/1993	Pape et al.	156/192
5,453,141	A *	9/1995	Rodriguez	156/184
5,712,210	A *	1/1998	Windisch et al.	442/320
5,763,038	A *	6/1998	Wood	428/43
D421,528	S *	3/2000	Shakora	D5/99

6,254,582	B1 *	7/2001	O'Donnell et al.	604/385.05
D472,319	S *	3/2003	Oltmann	D24/189
D490,470	S *	5/2004	Fujii	D19/69
D490,855	S *	6/2004	Fujii	D19/69
D492,353	S *	6/2004	Fujii	D19/69
D492,354	S *	6/2004	Fujii	D19/69
6,756,102	B1 *	6/2004	Galo	428/43
6,772,532	B1 *	8/2004	Honea	33/759
6,831,049	B1 *	12/2004	Torres Moreno	510/243
D571,859	S *	6/2008	Harmston	D19/69
D572,156	S *	7/2008	Payne	D10/71
D600,284	S *	9/2009	Yonestu et al.	D19/69
D602,988	S *	10/2009	Alicea et al.	D19/69
D602,989	S *	10/2009	Alicea et al.	D19/69
D611,541	S *	3/2010	Yonestu et al.	D19/69
D621,051	S *	8/2010	Kase et al.	D24/189
D625,063	S *	10/2010	Armaly, Jr.	D32/40

* cited by examiner

Primary Examiner — Austin Murphy

(74) *Attorney, Agent, or Firm* — Oliff & Berridge, PLC

(57) **CLAIM**

The ornamental design for an adhesive tape, as shown and described.

DESCRIPTION

FIG. 1 is a front view thereof; and,



FIG. 2 is a rear view thereof.

The design shown in FIG. 1 consists of alternating text and pattern surfaces on the tape.

The broken lines depict environmental subject matter only and form no part of the claimed design.

The dot-chain lines illustrate a border of the claimed subject matter and form no part of the claimed design.

1 Claim, 1 Drawing Sheet






FIG. 1

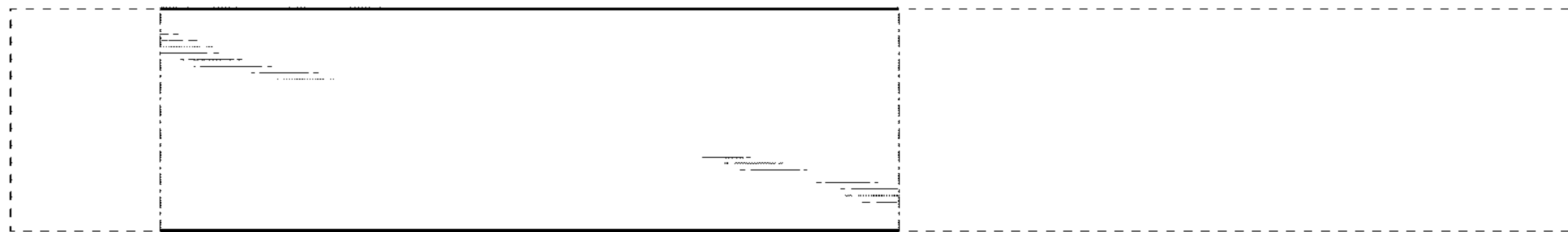


FIG. 2