

US00D645508S

(12) **United States Design Patent**
Goodelman

(10) **Patent No.:** **US D645,508 S**

(45) **Date of Patent:** **** Sep. 20, 2011**

(54) **CRAYON WHEEL**

(75) Inventor: **Stuart Goodelman**, Westbury, NY (US)

(73) Assignee: **Liqui-Mark Corporation**, Hauppauge, NY (US)

(**) Term: **14 Years**

(21) Appl. No.: **29/368,829**

(22) Filed: **Aug. 30, 2010**

(51) **LOC (9) Cl.** **19-06**

(52) **U.S. Cl.** **D19/36**

(58) **Field of Classification Search** D14/411,
D14/431; D19/35, 36, 41, 42, 43, 44, 45,
D19/46, 47, 48, 49, 50, 51, 54, 55, 56, 57;
D21/469; 24/11 F, 11 P, 11 R; 401/34, 52,
401/99, 100, 104, 105, 106, 107, 108, 109,
401/192, 195, 196

See application file for complete search history.

(56) **References Cited**

U.S. PATENT DOCUMENTS

722,160	A *	3/1903	Steiger	401/34
D316,272	S *	4/1991	Lee	D19/42
D319,467	S *	8/1991	Clowes	D19/36
D389,518	S *	1/1998	Reichmann	D19/36
D403,355	S *	12/1998	Fillion	D19/36
D463,488	S *	9/2002	Kramer et al.	D19/36
D469,465	S *	1/2003	Chen	D19/36

D470,177	S *	2/2003	Chen	D19/36
D482,391	S *	11/2003	Hui	D19/36
D482,392	S *	11/2003	Hui	D19/36
D482,393	S *	11/2003	Hui	D19/36
6,663,305	B2 *	12/2003	Poulos	401/19
D504,910	S *	5/2005	Lee	D19/36
D602,081	S *	10/2009	Goodelman et al.	D19/36
7,681,725	B2 *	3/2010	Mueller et al.	206/210
D634,783	S *	3/2011	Papenfuss	D19/51
2008/0025784	A1 *	1/2008	Mueller	401/34
2008/0159803	A1 *	7/2008	Bouveresse	401/34

* cited by examiner

Primary Examiner — Karen E Eldridge Powers

(74) *Attorney, Agent, or Firm* — Levine & Mandelbaum

(57) **CLAIM**

I claim the ornamental design for a crayon wheel, as shown and described.

DESCRIPTION

FIG. 1 is a perspective view from the top, right side and front of a crayon wheel showing my new design.

FIG. 2 is front elevational view thereof.

FIG. 3 is rear elevational view thereof.

FIG. 4 is right side elevational view thereof.

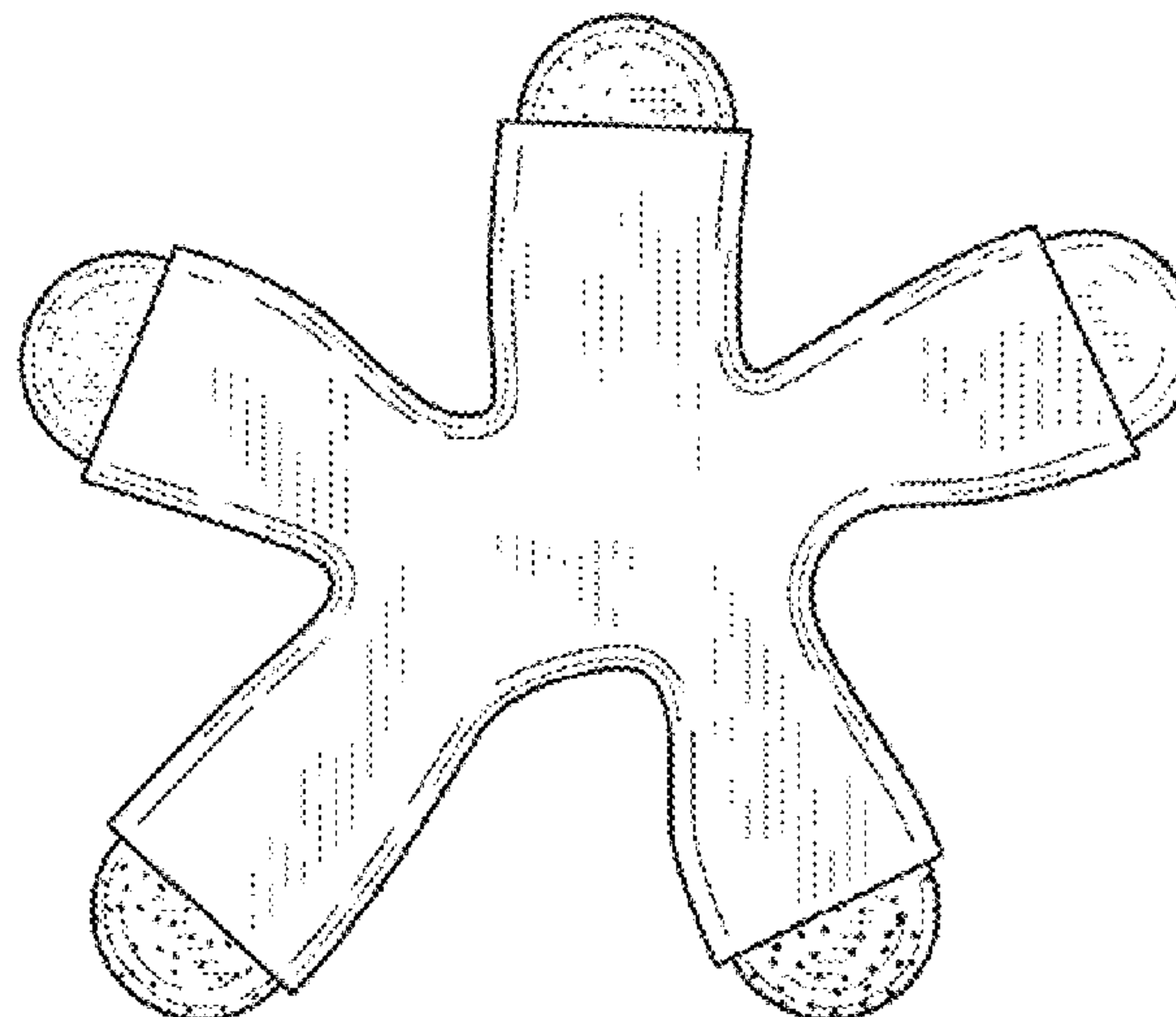
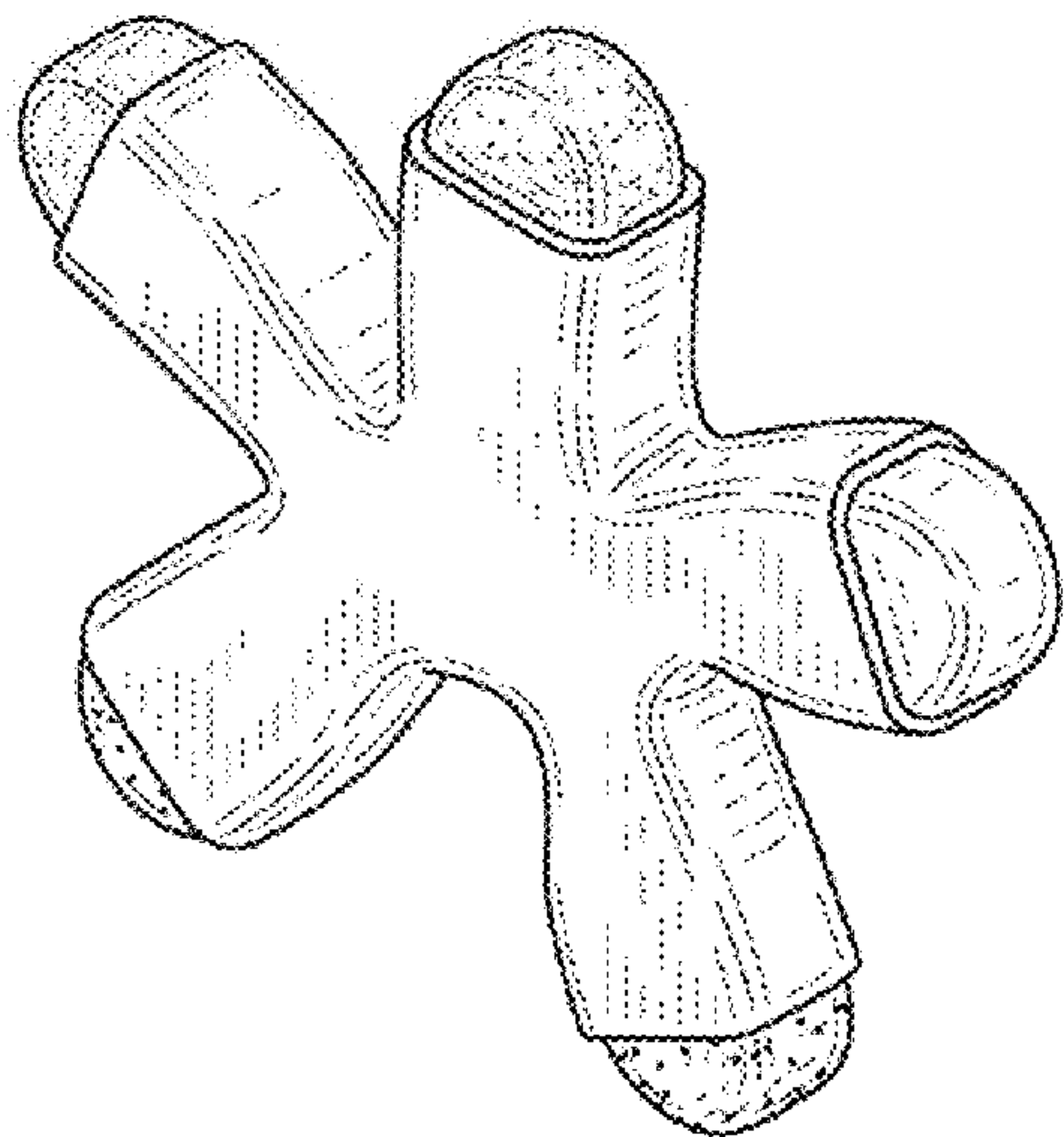
FIG. 5 is left side elevational view thereof.

FIG. 6 is top plan view thereof; and,

FIG. 7 is bottom plan view thereof.

The stippling shown on the crayon portions around the perimeter are provided to represent a contrast of color.

1 Claim, 3 Drawing Sheets



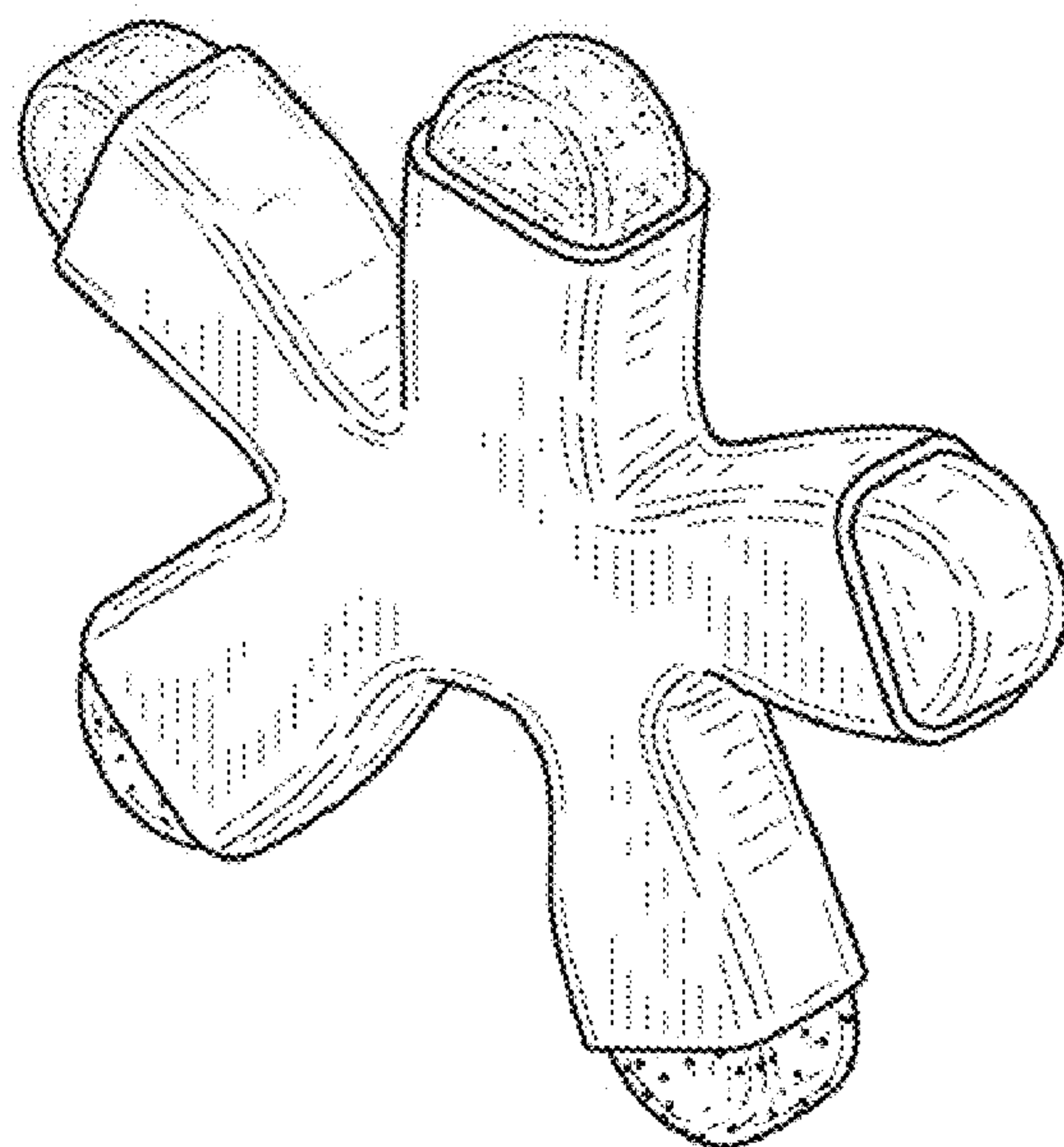


FIG. 1

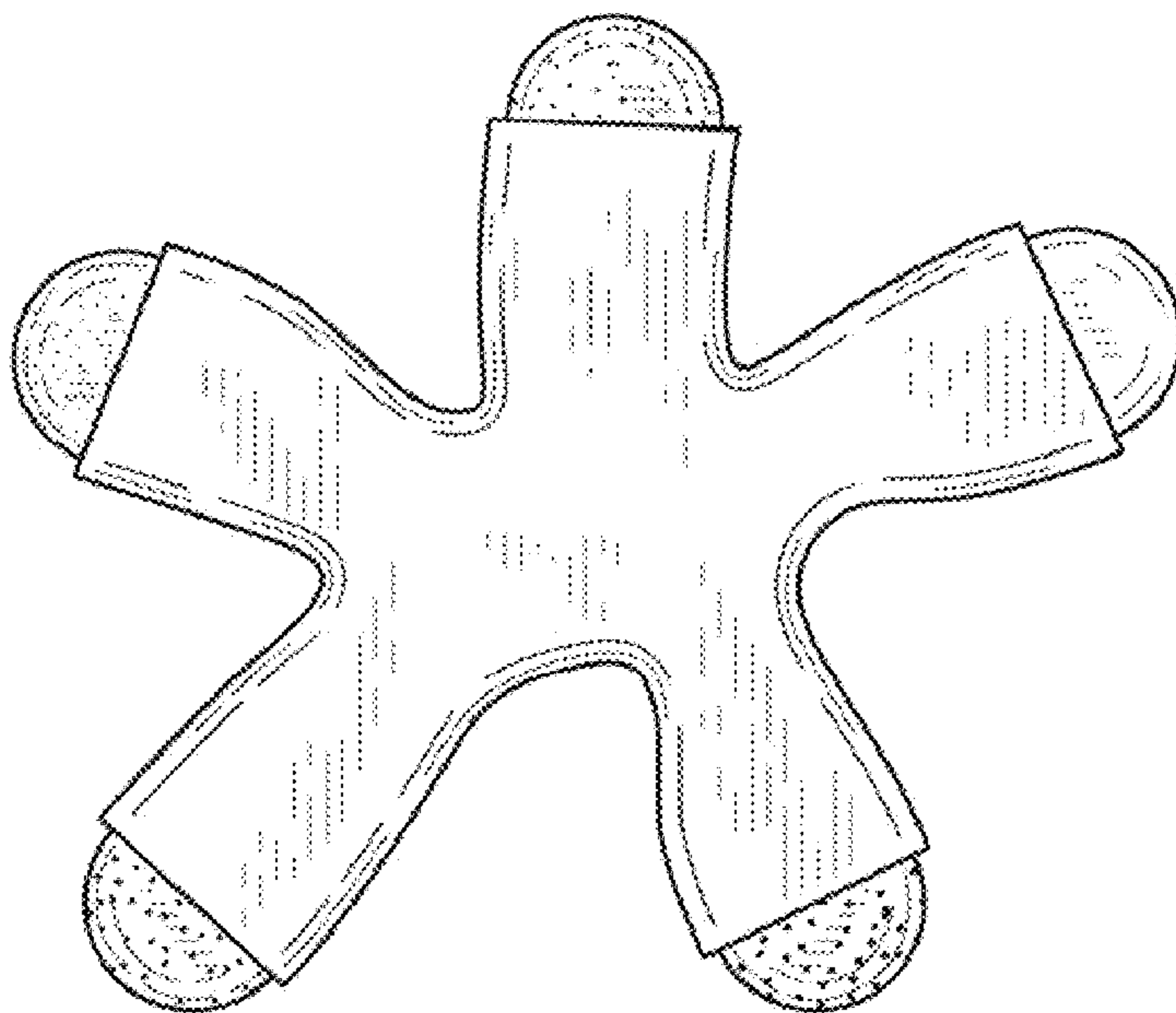


FIG. 2

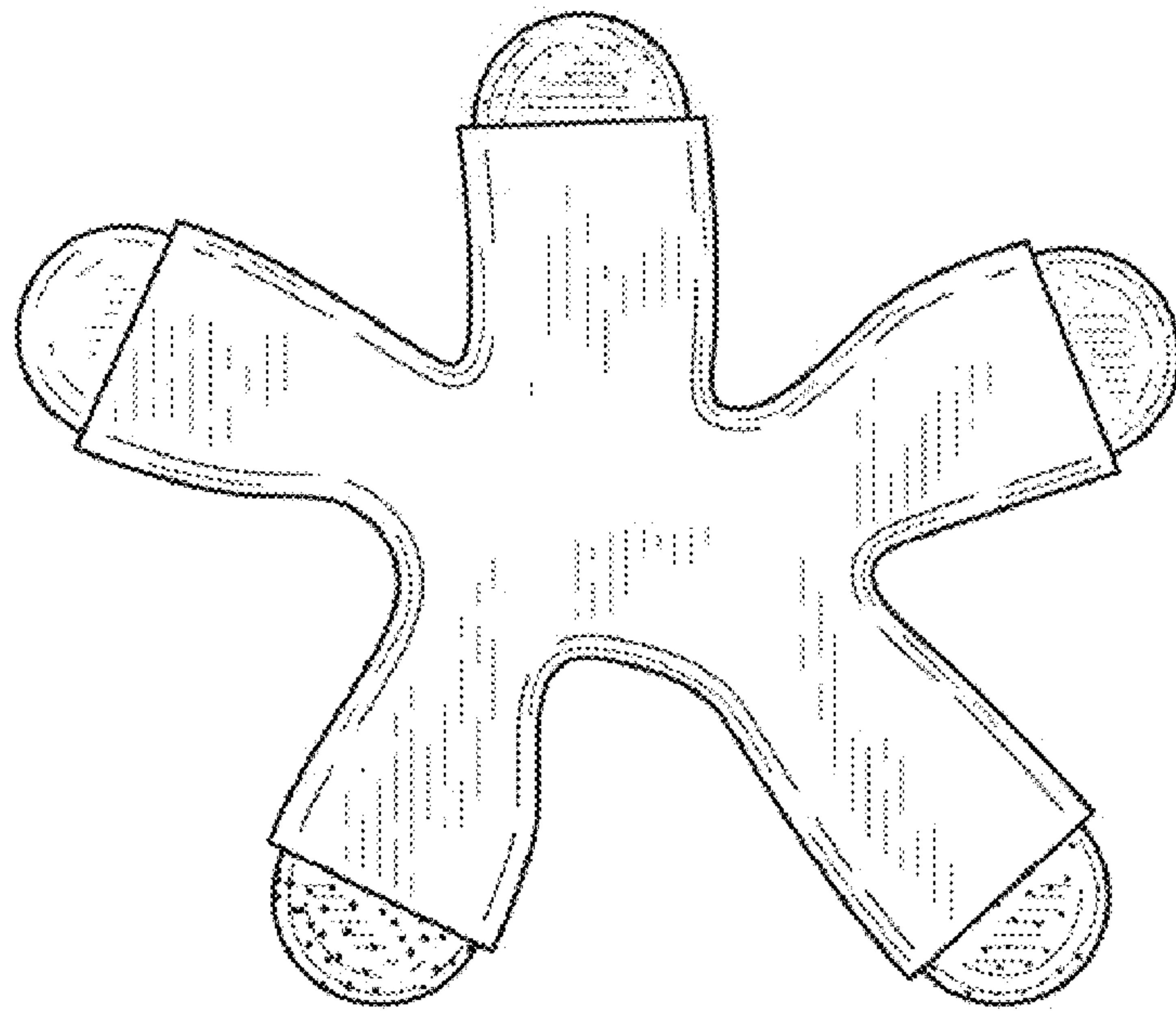


FIG. 3

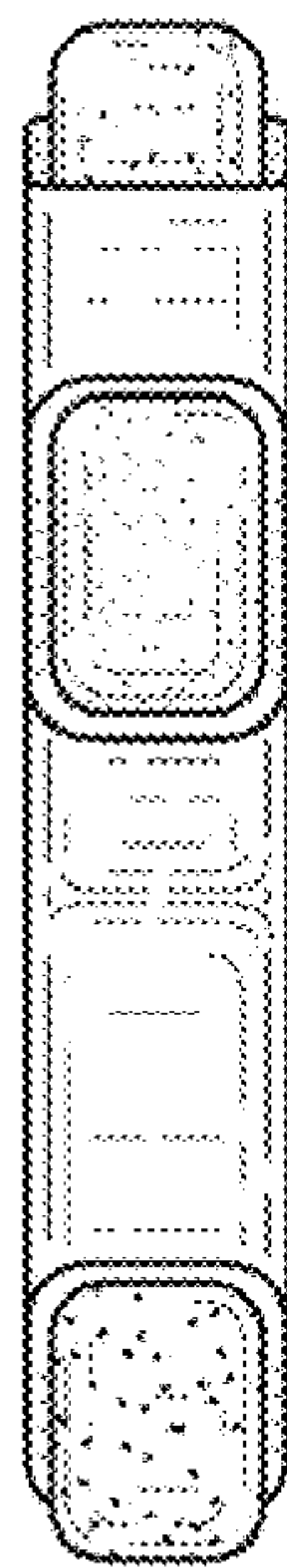


FIG. 4

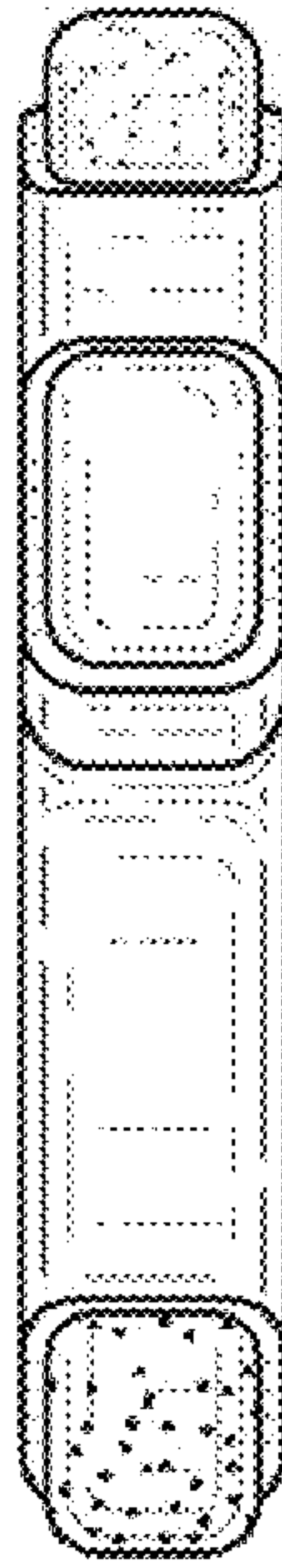


FIG. 5

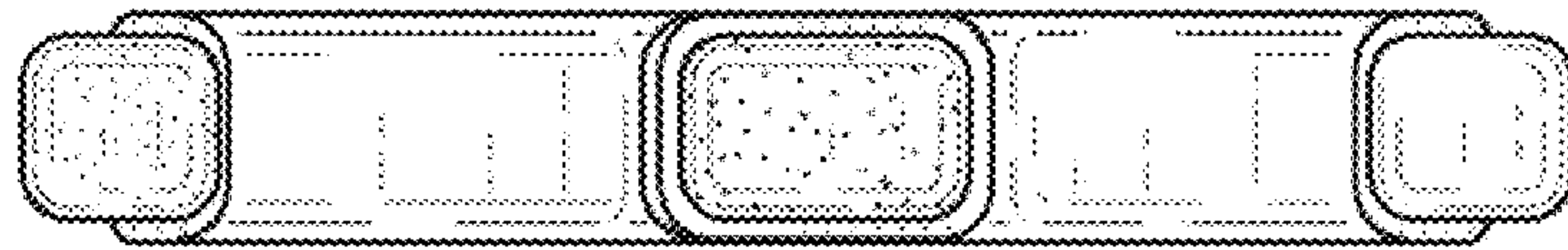


FIG. 6

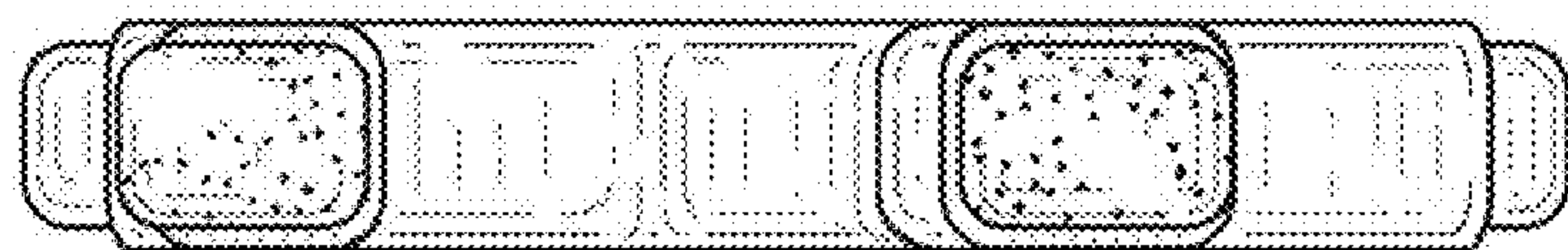


FIG. 7