



US00D645499S

(12) **United States Design Patent**  
**DiAnna et al.**

(10) **Patent No.:** **US D645,499 S**

(45) **Date of Patent:** **\*\* Sep. 20, 2011**

(54) **SUNGLASS FRAME**

(75) Inventors: **Michael DiAnna**, Poway, CA (US);  
**Kerry Lynch**, Poway, CA (US)

(73) Assignee: **Reno Wilson, Inc.**, San Diego, CA (US)

(\*\*) Term: **14 Years**

(21) Appl. No.: **29/331,907**

(22) Filed: **Feb. 4, 2009**

(51) **LOC (9) Cl.** ..... **16-06**

(52) **U.S. Cl.** ..... **D16/326**

(58) **Field of Classification Search** ..... D16/101,  
D16/300-342; D29/109-110; D24/110.2;  
351/41, 44, 51-52, 62, 158, 92, 103-123,  
351/140, 153, 45-46; 2/426-432, 447-449,  
2/441, 434-437, 13, 15; D21/483, 659-661,  
D21/598

See application file for complete search history.

(56) **References Cited**

**U.S. PATENT DOCUMENTS**

3,689,136	A	*	9/1972	Zaven Atamian	.....	351/44
D400,229	S	*	10/1998	Arnette	.....	D16/321
D404,054	S	*	1/1999	Arnette et al.	.....	D16/326
D415,515	S	*	10/1999	Arnette et al.	.....	D16/326

D422,006	S	*	3/2000	Grimaldi	.....	D16/325
D539,830	S	*	4/2007	Saderholm et al.	.....	D16/326
D587,741	S	*	3/2009	Chen	.....	D16/326
D594,052	S	*	6/2009	Yang	.....	D16/326

\* cited by examiner

*Primary Examiner* — Raphael Barkai

(74) *Attorney, Agent, or Firm* — Steins & Associates, P.C.

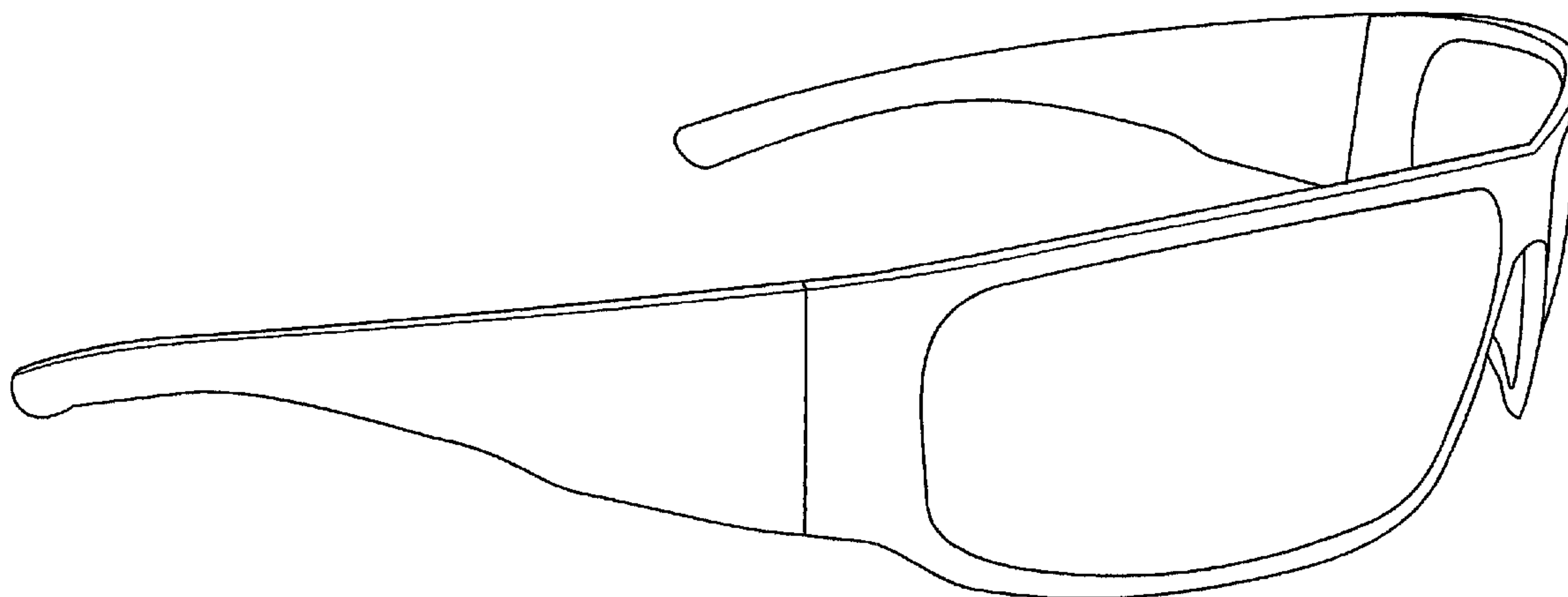
(57) **CLAIM**

What is claimed is the ornamental design for a sunglass frame, as shown and described.

**DESCRIPTION**

FIG. 1 is a top right perspective view of the sunglass frame with lenses installed therein;  
 FIG. 2 is a bottom left perspective view of the sunglass frame with lenses installed therein;  
 FIG. 3 is a front view of the sunglass frame;  
 FIG. 4 is a back view of the sunglass frame;  
 FIG. 5 is a top view of the sunglass frame;  
 FIG. 6 is a bottom view of the sunglass frame;  
 FIG. 7 is a right side view of the sunglass frame; and,  
 FIG. 8 is a left side view of the sunglass frame.  
 The broken lines shown in FIGS. 7 and 8 are for illustrative purposes only and form no part of the claimed design.

**1 Claim, 7 Drawing Sheets**



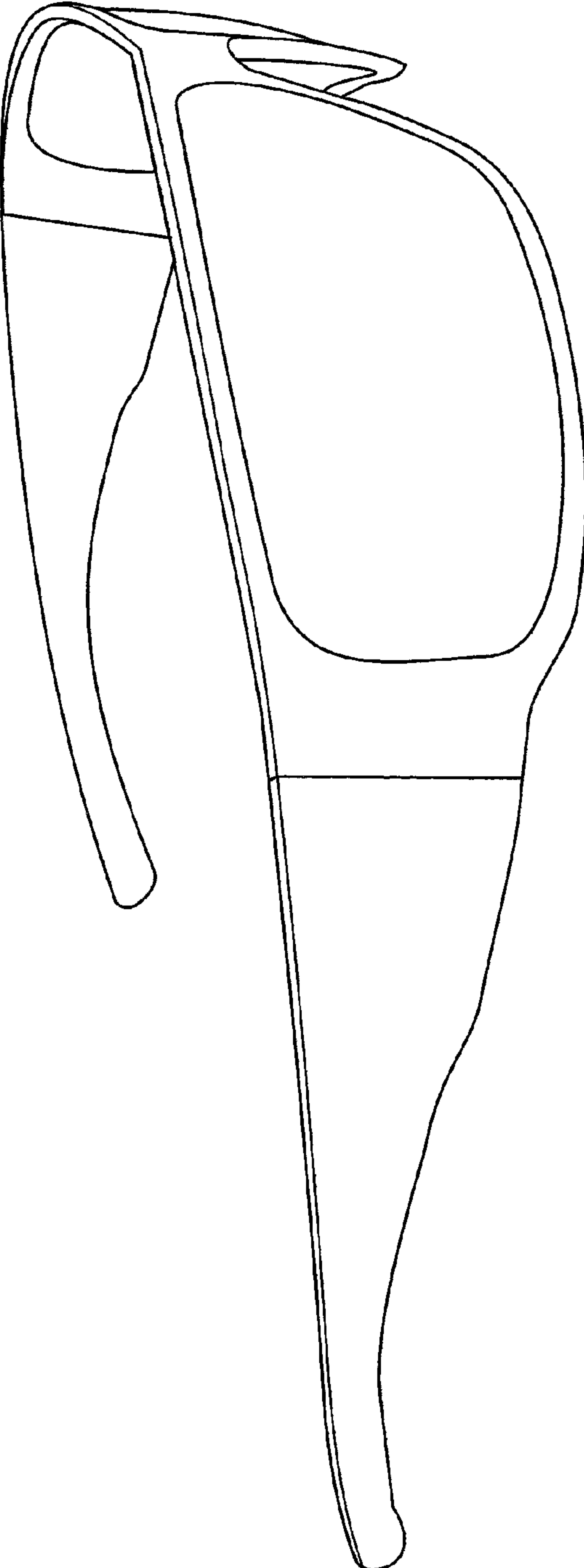


FIG. 1

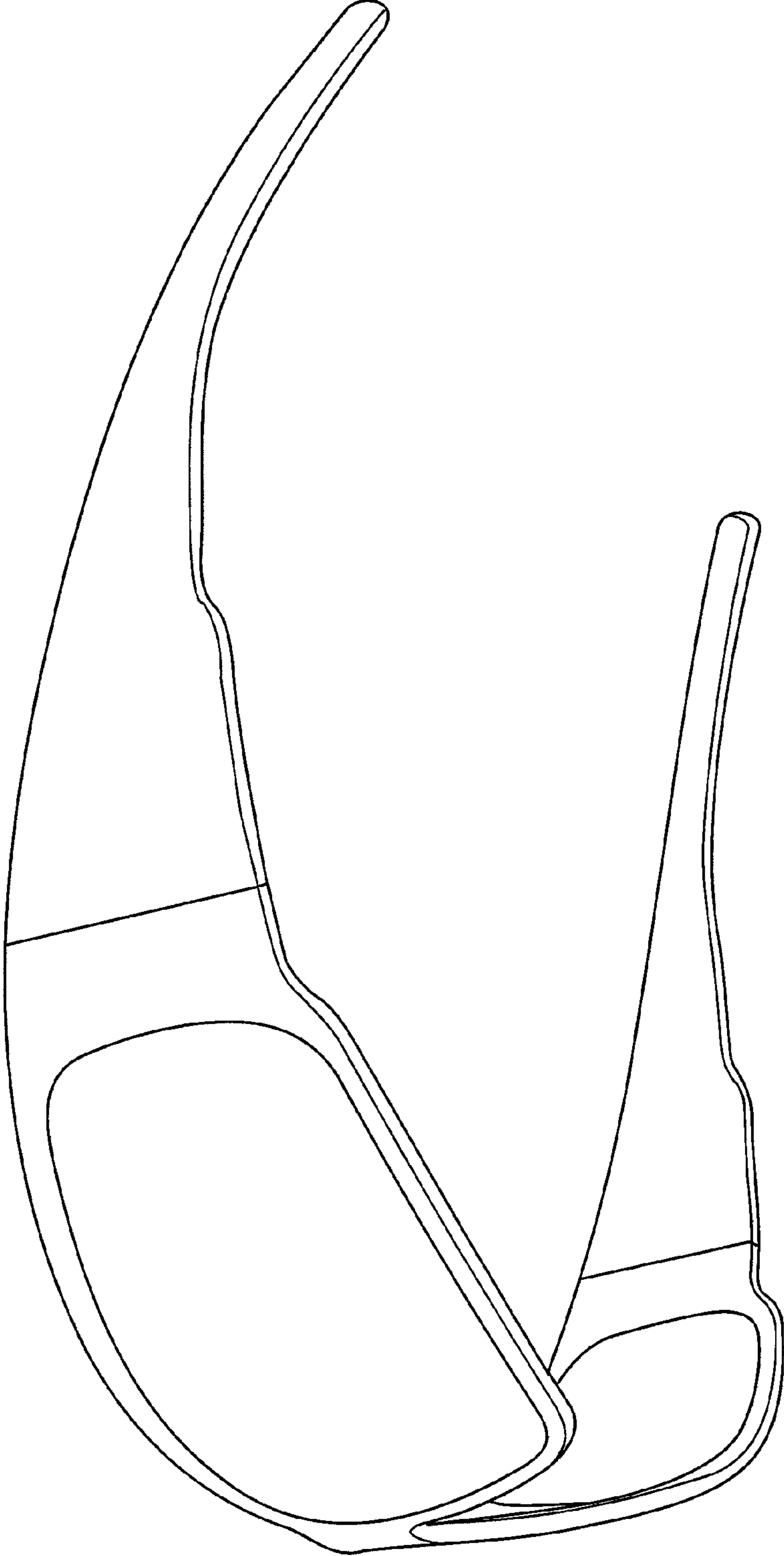


FIG. 2

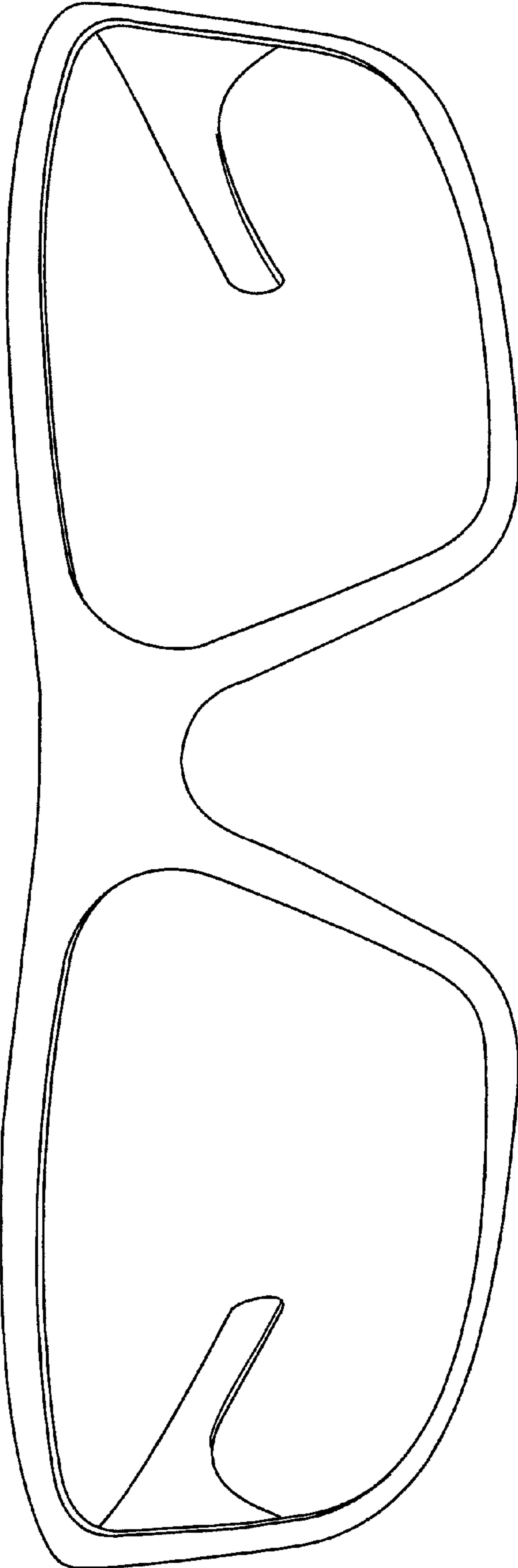


FIG. 3

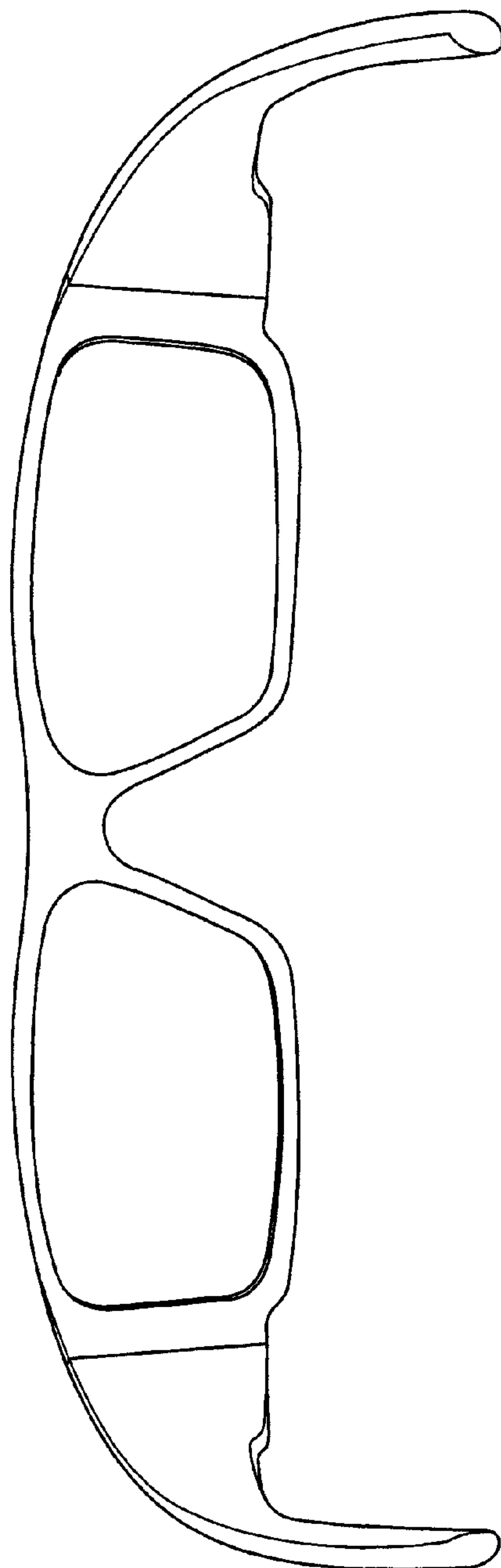


FIG. 4

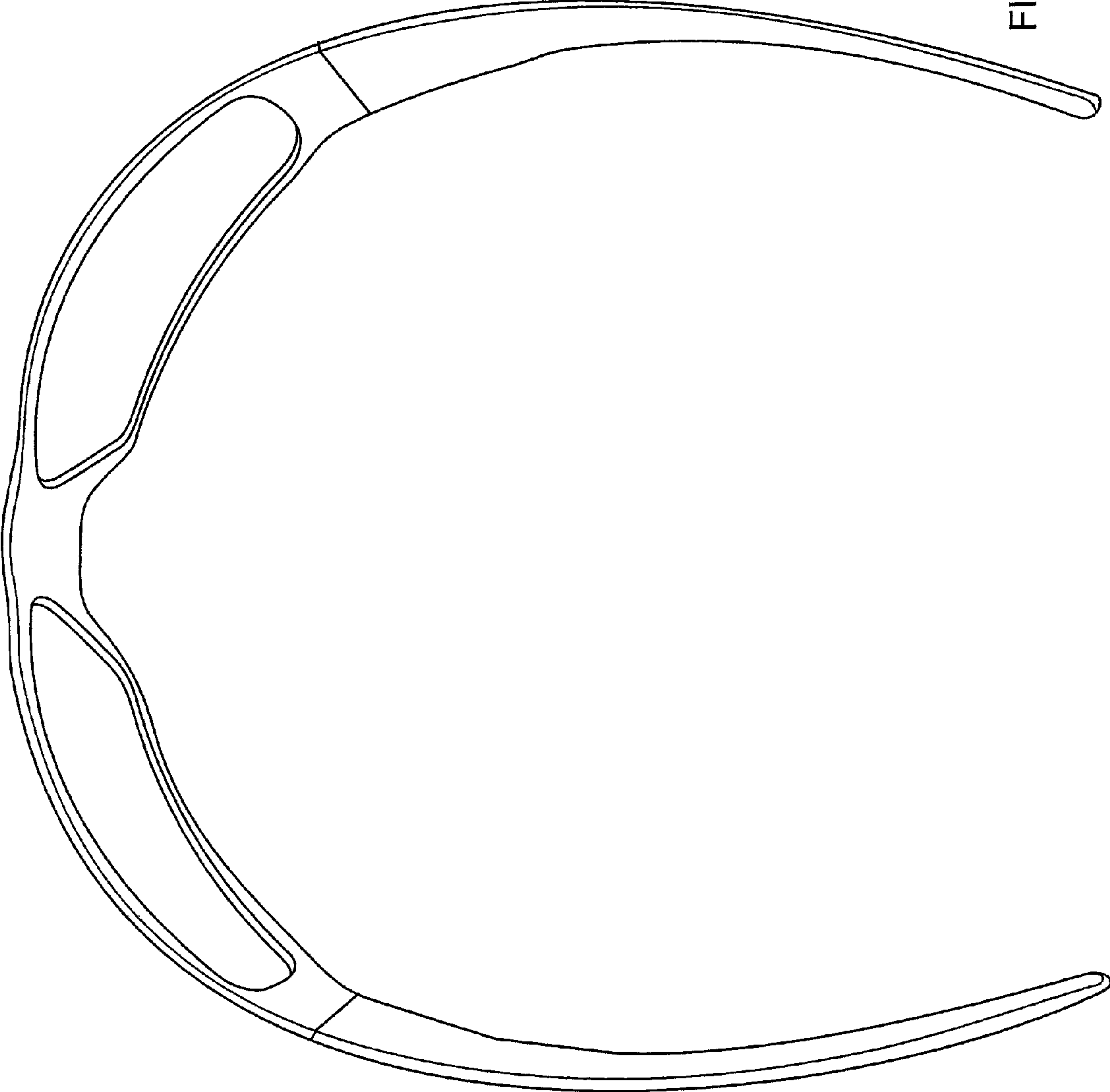


FIG. 5

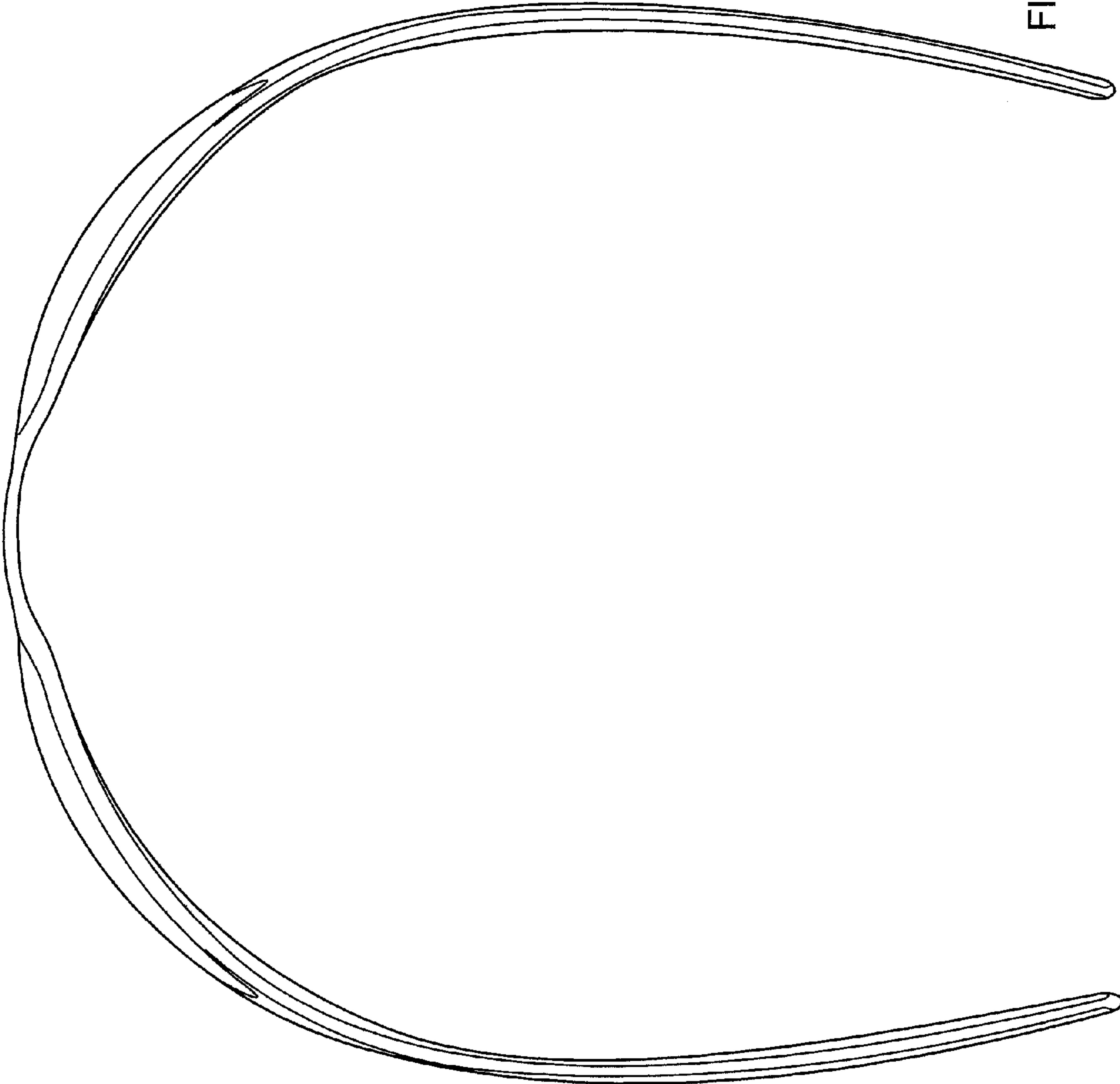


FIG. 6




FIG. 7




FIG. 8