



US00D645498S

(12) **United States Design Patent**
Seo et al.

(10) **Patent No.:** **US D645,498 S**
(45) **Date of Patent:** **** Sep. 20, 2011**

(54) **3D GLASSES**

(75) Inventors: **Youngkook Seo**, Gyeonggi-do (KR);
Yooseok Kim, Seoul (KR)

(73) Assignee: **LG Electronics Inc.**, Seoul (KR)

(**) Term: **14 Years**

(21) Appl. No.: **29/381,572**

(22) Filed: **Dec. 21, 2010**

(30) **Foreign Application Priority Data**

Jun. 23, 2010 (KR) 30-2010-0027666

(51) **LOC (9) Cl.** **16-06**

(52) **U.S. Cl.** **D16/321; D16/309; D16/335;**
D16/326

(58) **Field of Classification Search** D16/101,
D16/300-342; D29/109-110; D24/110.2;
351/41, 44, 51-52, 62, 158, 92, 103-123,
351/140, 153, 45-46; 2/426-432, 447-449,
2/441, 434-437, 13, 15; D21/483, 659-661,
D21/598

See application file for complete search history.

(56) **References Cited**

U.S. PATENT DOCUMENTS

D382,291	S	*	8/1997	Wilson	D16/326
D525,278	S	*	7/2006	Krefman	D16/326
D537,863	S	*	3/2007	Markovitz	D16/329
D631,502	S	*	1/2011	Alsamaan	D16/309

* cited by examiner

Primary Examiner — Raphael Barkai

(74) *Attorney, Agent, or Firm* — Birch, Stewart, Kolasch & Birch, LLP

(57) **CLAIM**

The ornamental design for a 3D glasses, as shown and described.

DESCRIPTION

FIG. 1 is a top, front, perspective view of a 3D glasses showing our new design;
FIG. 2 is a front view thereof;
FIG. 3 is a rear view thereof;
FIG. 4 is a left side view thereof;
FIG. 5 is a right side view thereof;
FIG. 6 is a top view thereof; and,
FIG. 7 is a bottom view thereof.

1 Claim, 5 Drawing Sheets

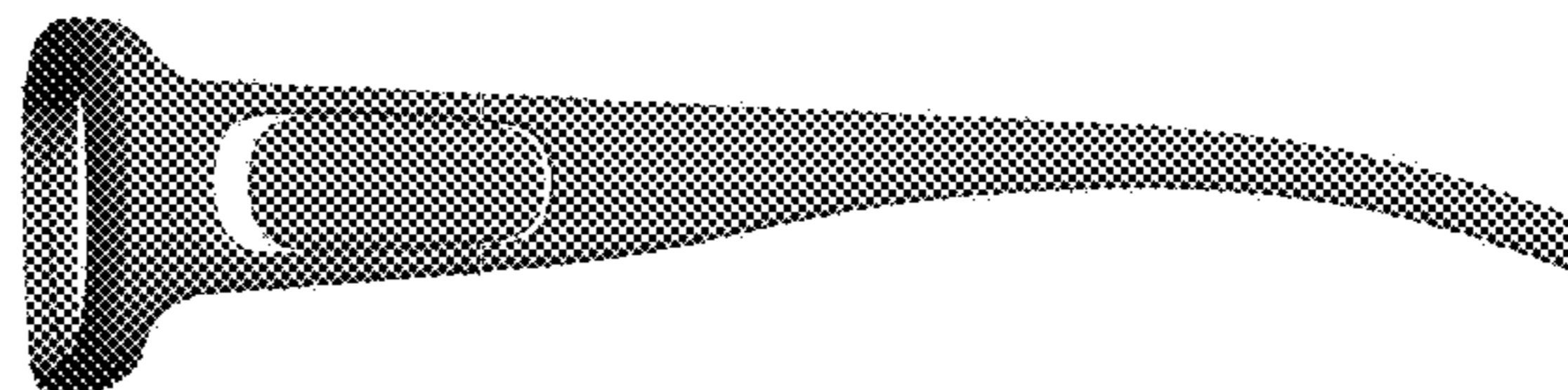


FIG. 1




FIG. 2




FIG. 3




FIG. 4

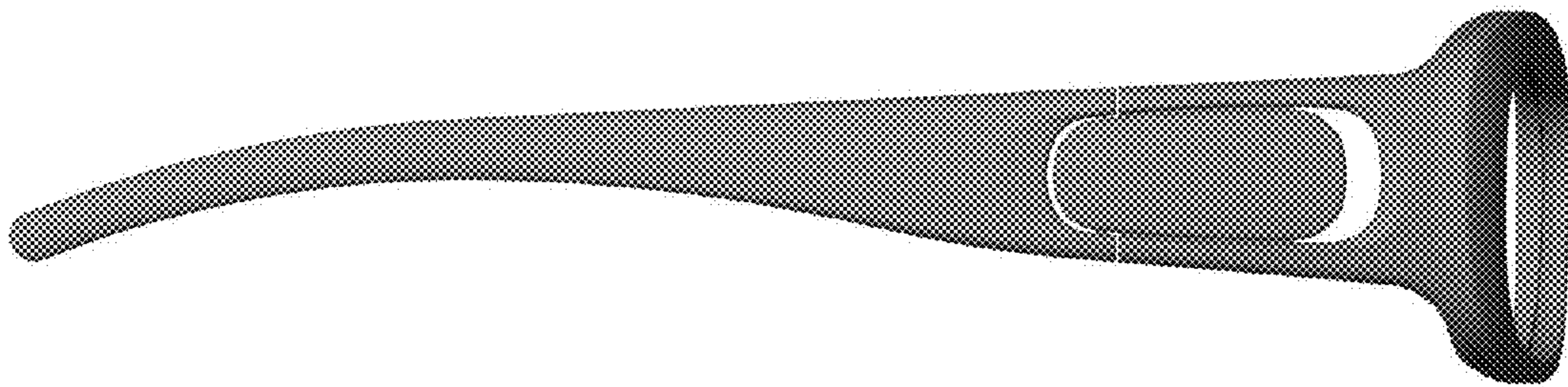


FIG. 5

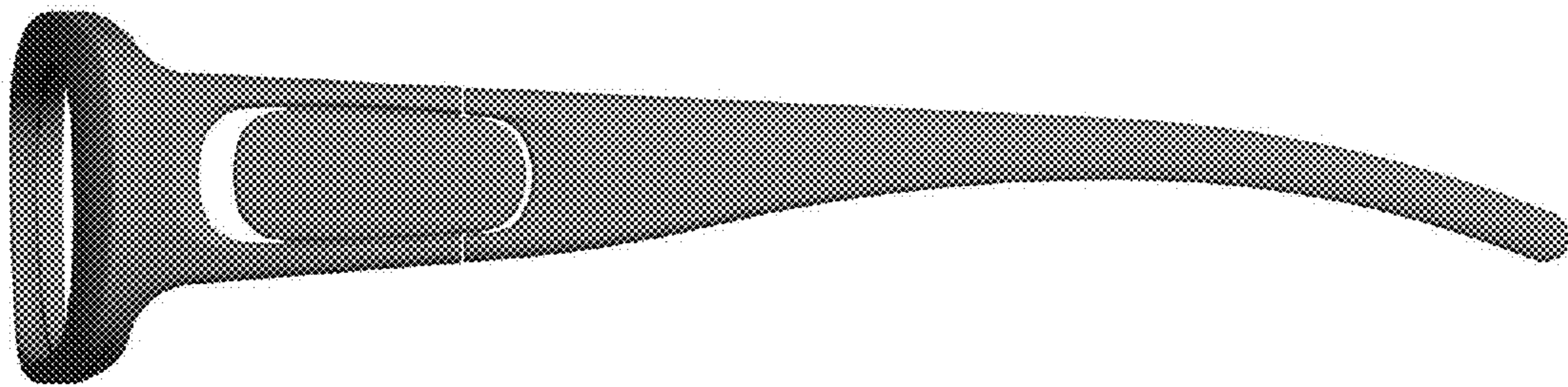


FIG. 6

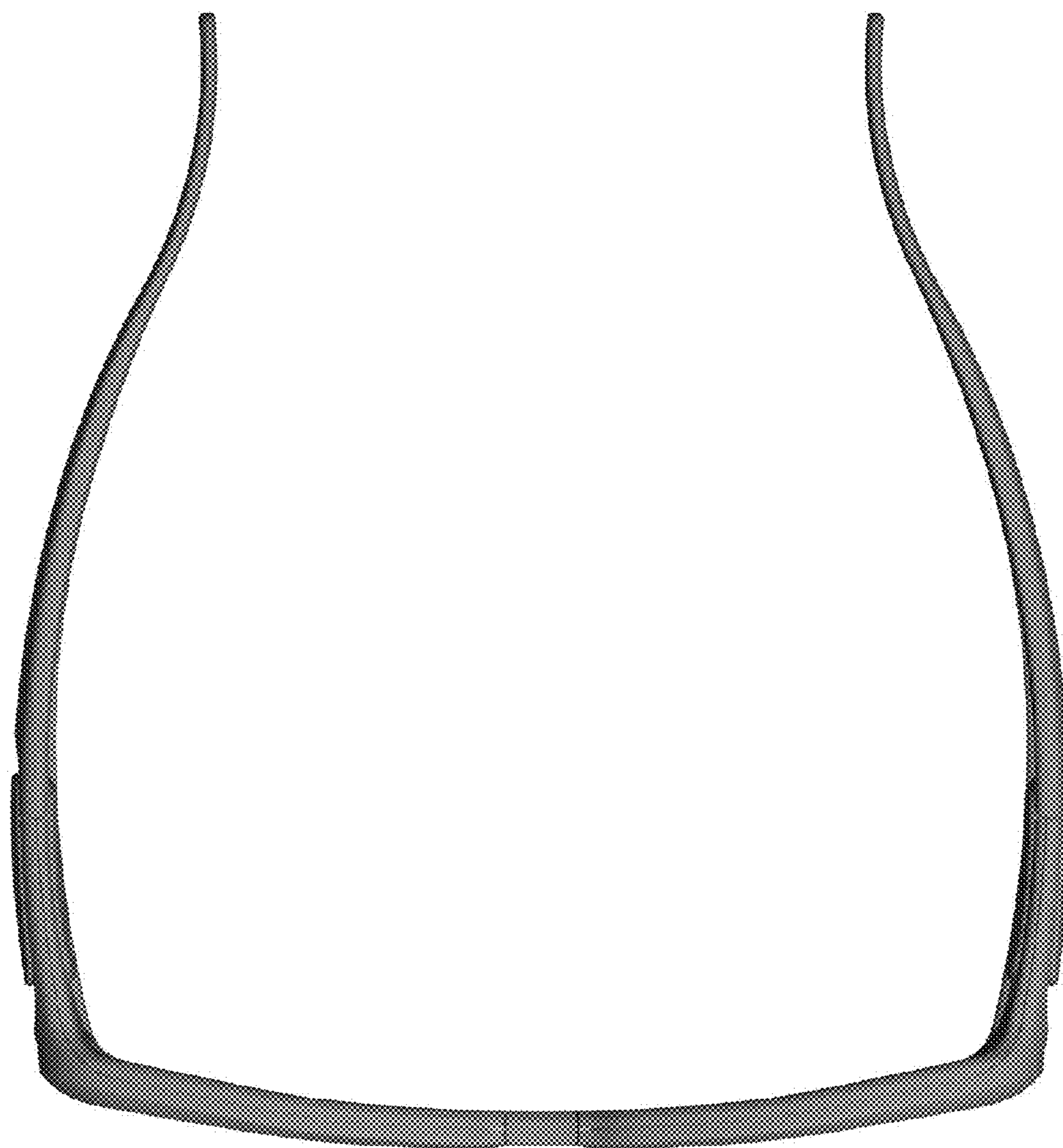


FIG. 7

