



US00D645487S

(12) **United States Design Patent**
Hrabina et al.

(10) **Patent No.:** **US D645,487 S**
(45) **Date of Patent:** **** Sep. 20, 2011**

(54) **HOLDER FOR MOLTEN METAL FILTERS**

(75) Inventors: **David Hrabina, Prerov (CZ); Luciano Ricardo De Oliveira, Jandira (BR)**

(73) Assignee: **Foseco International Limited, Derbyshire (GB)**

(**) Term: **14 Years**

(21) Appl. No.: **29/334,123**

(22) Filed: **Mar. 20, 2009**

(51) **LOC (9) Cl.** **15-09**

(52) **U.S. Cl.** **D15/144; D15/135**

(58) **Field of Classification Search** D15/135,
D15/136, 137, 144, 144.1, 144.2; 75/407,
75/412; 164/134; 210/220, 311, 499, 773,
210/786; 266/227

See application file for complete search history.

(56) **References Cited**

U.S. PATENT DOCUMENTS

D30,988	S *	6/1899	Marsden	D15/136
2,345,707	A *	4/1944	Leising	249/117
3,537,987	A *	11/1970	Copeland	75/407
3,654,150	A *	4/1972	Eccles	75/412
3,904,180	A *	9/1975	Bass et al.	266/215
4,007,923	A *	2/1977	Chia	266/217
4,024,056	A *	5/1977	Yarwood et al.	75/412
4,092,153	A *	5/1978	Yarwood et al.	75/412
4,187,178	A *	2/1980	Brown	210/232
D269,272	S *	6/1983	Ogletree	D15/147
4,940,489	A *	7/1990	Cummings	75/407

D379,359	S *	5/1997	Hupp	D15/136
7,150,438	B2 *	12/2006	Schaty	248/74.1
D584,598	S *	1/2009	Dale	D8/354
D599,634	S *	9/2009	Taylor, Jr.	D8/29
2006/0266714	A1 *	11/2006	Olson et al.	210/767
2008/0245725	A1 *	10/2008	Patel et al.	210/457
2008/0296259	A1 *	12/2008	Shin	216/67

FOREIGN PATENT DOCUMENTS

DE 42 29 417 8/2001

* cited by examiner

Primary Examiner — Patricia Palasik

(74) *Attorney, Agent, or Firm* — Nixon & Vanderhye P.C.

(57) **CLAIM**

The ornamental design for a holder for molten metal filters, as shown and described.

DESCRIPTION

This application may be deemed to be related to commonly owned U.S. Design patent application Ser. No. 29/334,121 filed on Mar. 20, 2009 entitled "Design For: Holder for Molten Metal Filters", the entire content of which is expressly incorporated hereinto by reference.

FIG. 1 is a rear side elevational view of a holder for molten metal filters;

FIG. 2 is a top plan view thereof;

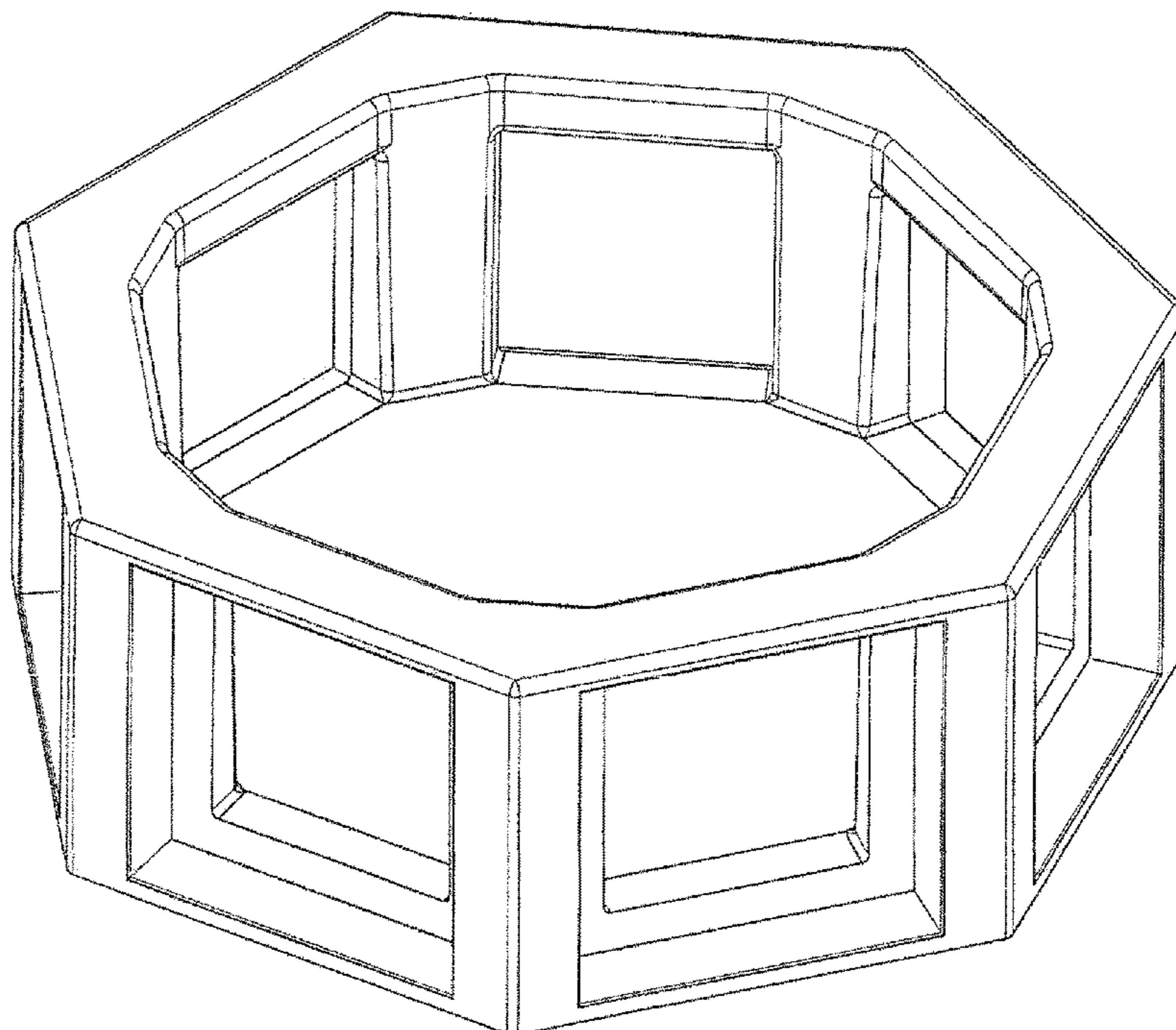
FIG. 3 front side elevational view thereof;

FIG. 4 is a bottom plan view thereof;

FIGS. 5 and 6 are right and left side elevational views thereof, respectively; and,

FIG. 7 is a perspective view thereof.

1 Claim, 4 Drawing Sheets






FIG 1

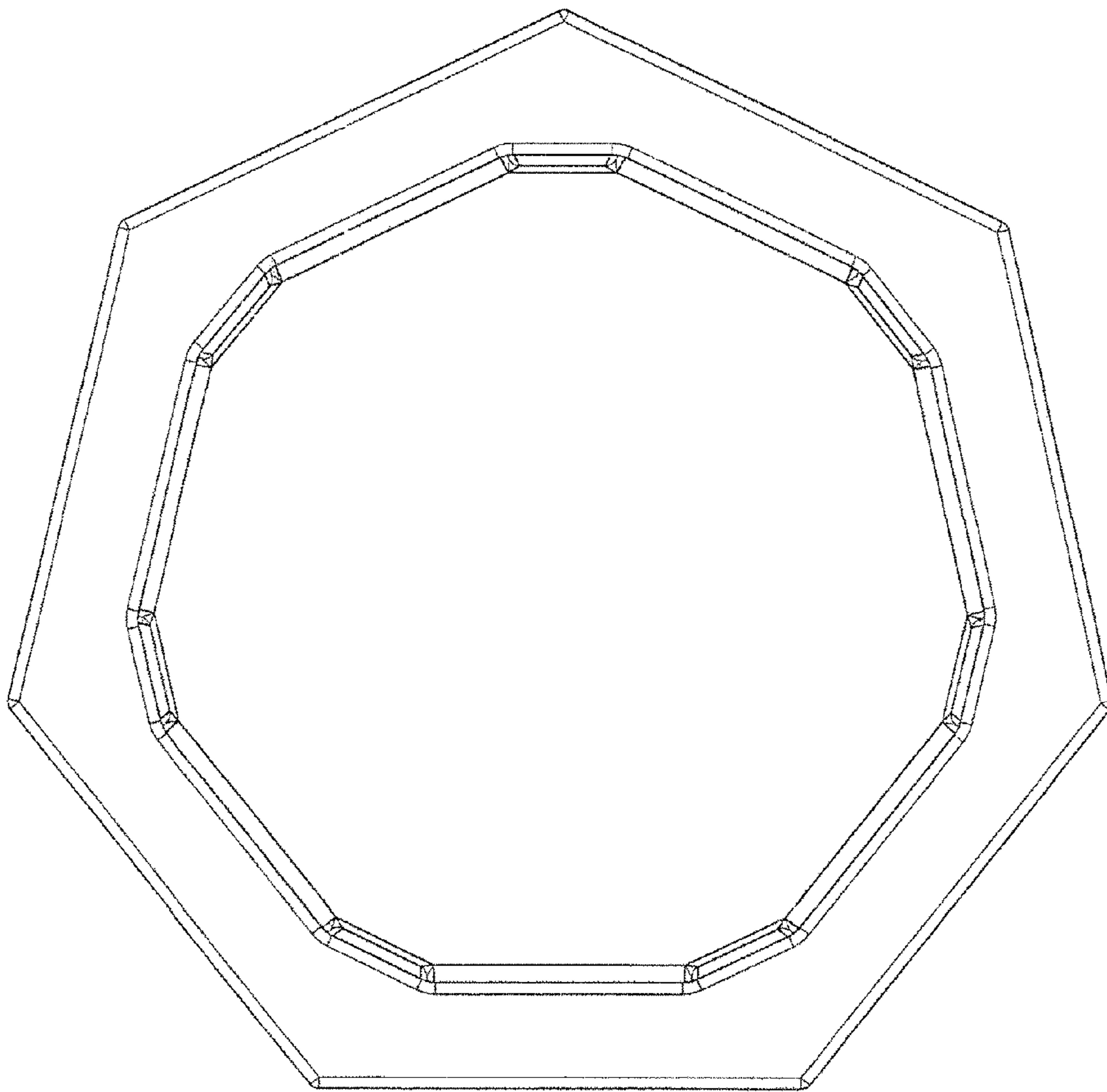


FIG 2

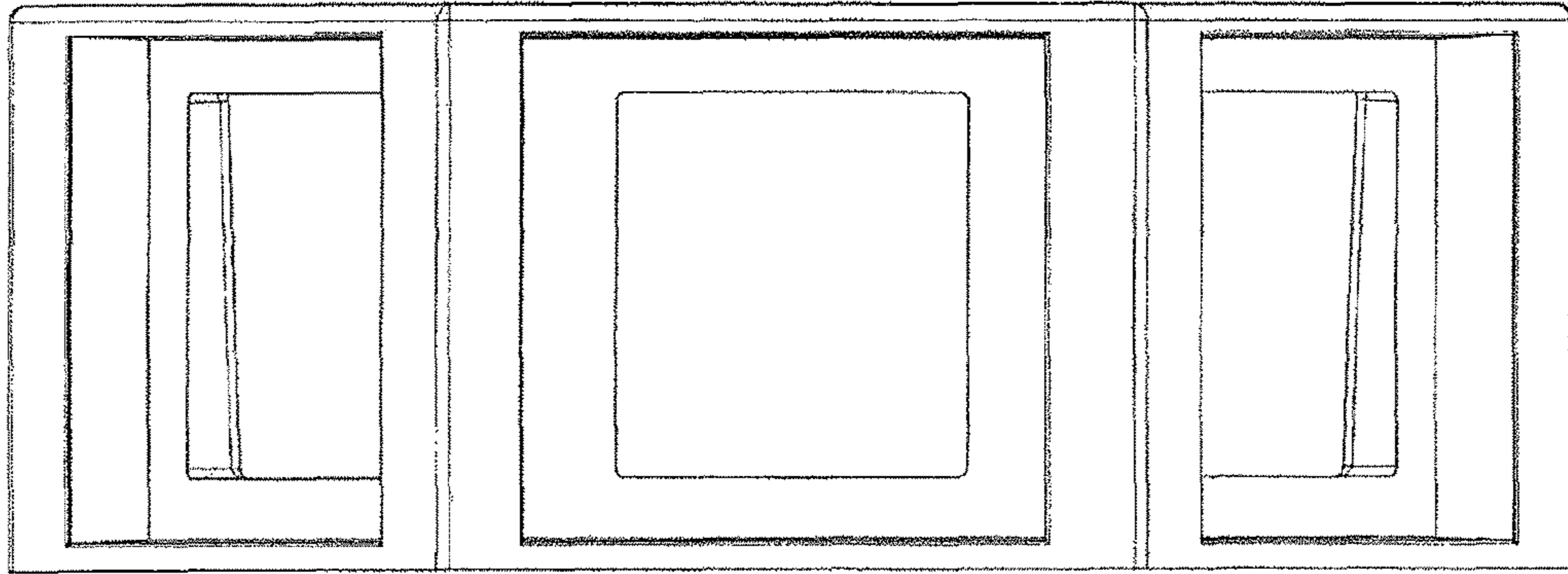


FIG 3

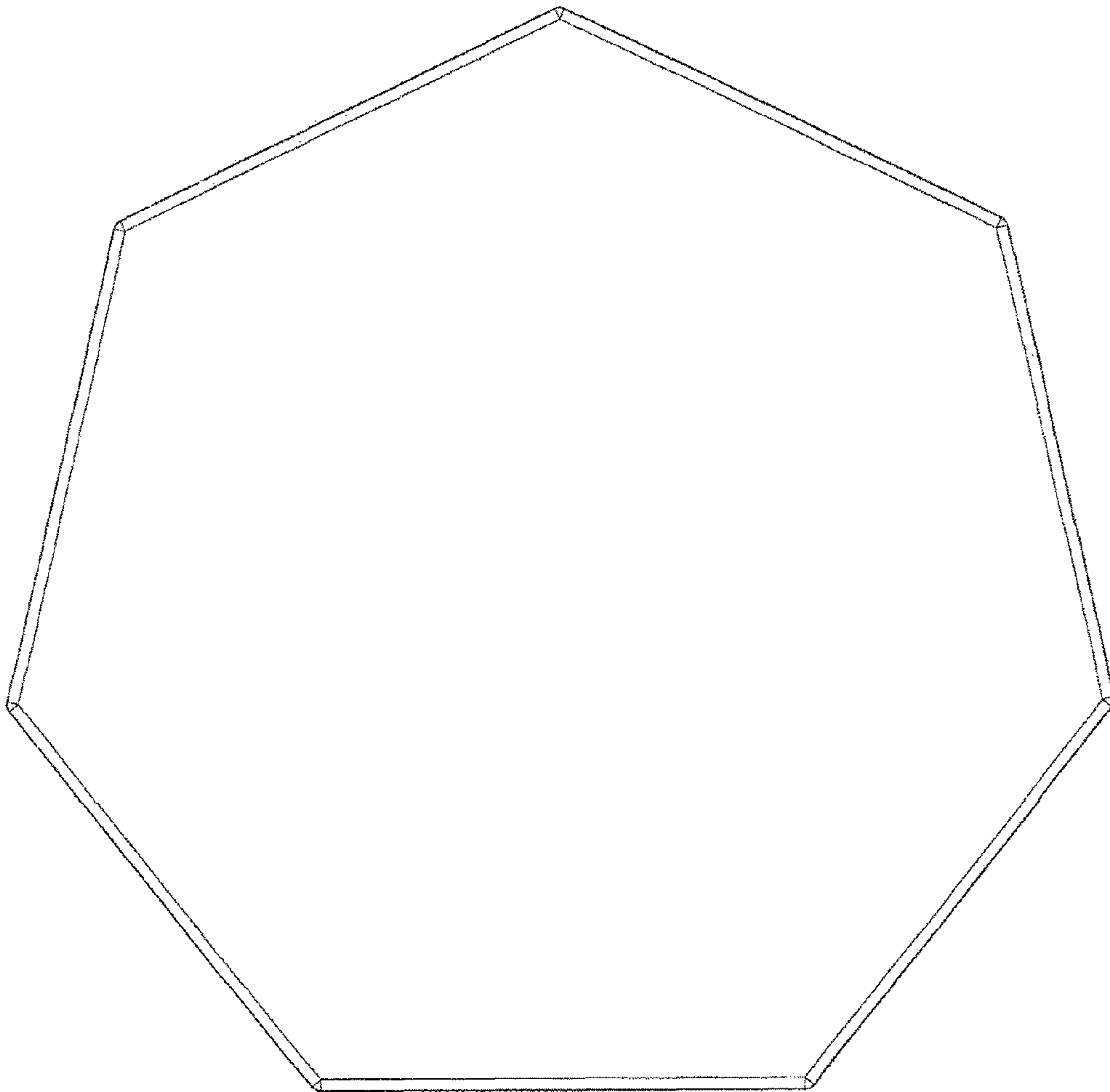


FIG 4




FIG 5

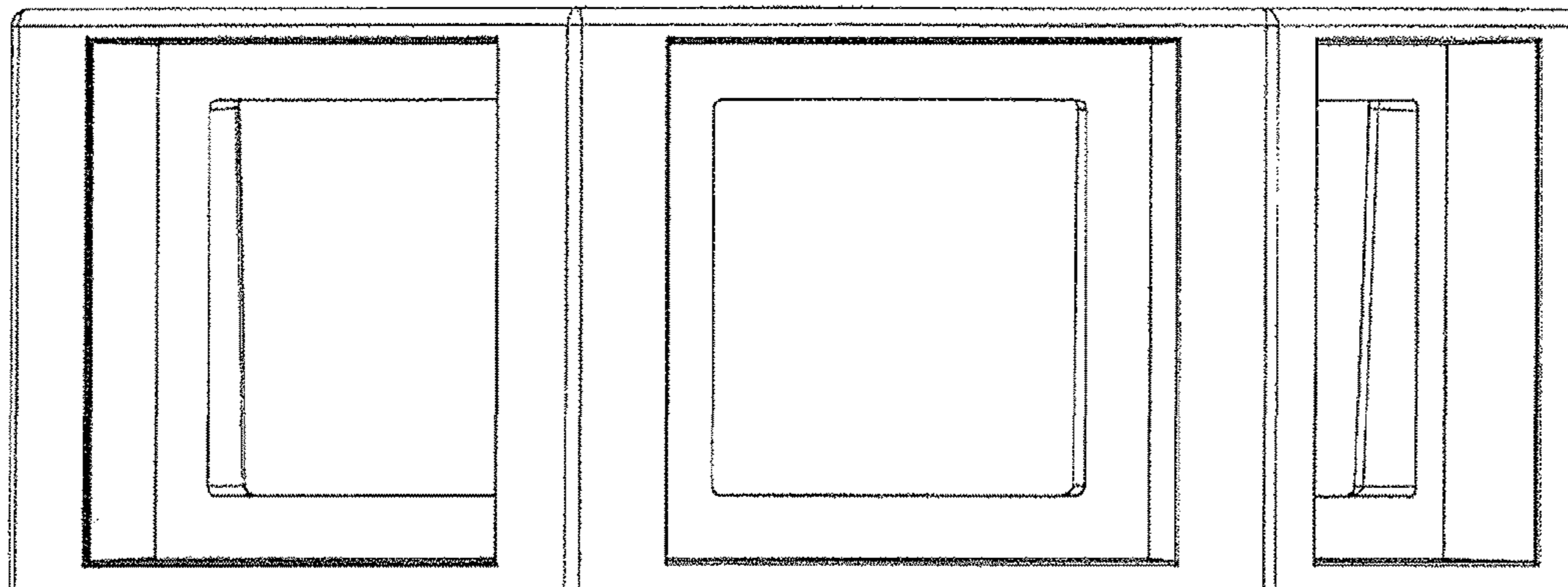


FIG 6

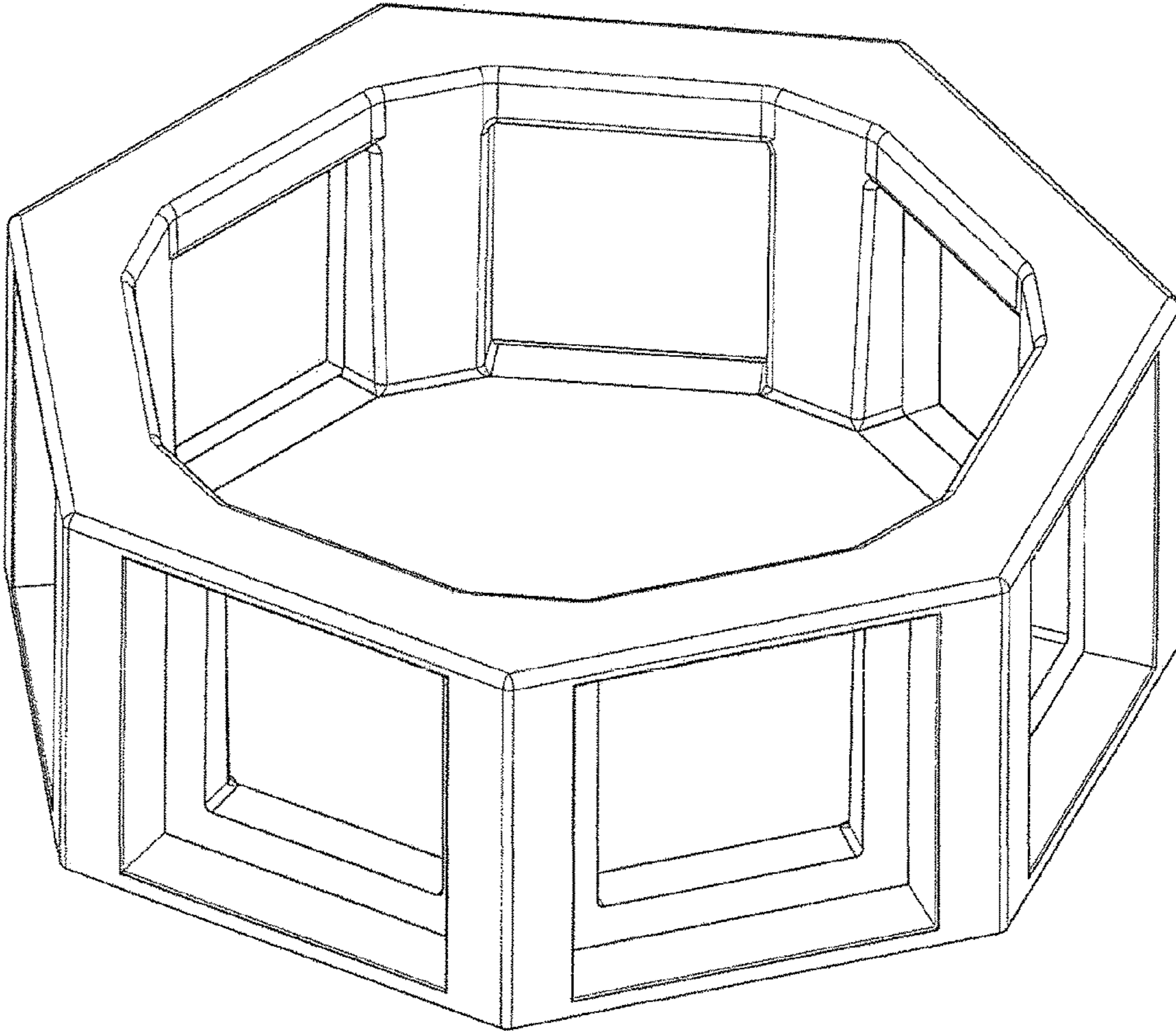


FIG 7