



US00D645483S

(12) **United States Design Patent**  
**Andreasen et al.**

(10) **Patent No.:** **US D645,483 S**  
(45) **Date of Patent:** **\*\* Sep. 20, 2011**

(54) **REFRIGERATOR UNIT**

**DESCRIPTION**

(75) Inventors: **Steen Andreasen**, Kgs. Lyngby (DK);  
**Dirk Dostal**, Busdorf (DE); **Thorsten Stöben**, Flensburg (DE)

(73) Assignee: **Danfoss A/S**, Nordborg (DK)

(\*\*) Term: **14 Years**

(21) Appl. No.: **29/359,385**

(22) Filed: **Apr. 9, 2010**

(30) **Foreign Application Priority Data**

Oct. 13, 2009 (EM) ..... 001622960

(51) **LOC (9) Cl.** ..... **15-07**

(52) **U.S. Cl.** ..... **D15/81**

(58) **Field of Classification Search** ..... D15/79,  
D15/81-83, 89; 62/331, 371, 440, 467, 529,  
62/531, 125, 126; 312/236, 352, 400-408

See application file for complete search history.

(56) **References Cited**

**U.S. PATENT DOCUMENTS**

D594,483 S \* 6/2009 Cefalu ..... D15/81  
D595,748 S \* 7/2009 Kratschmer ..... D15/81

\* cited by examiner

*Primary Examiner* — Mitchell Siegel

(74) *Attorney, Agent, or Firm* — McCormick, Paulding & Huber LLP

(57) **CLAIM**

The ornamental design for a refrigerator unit, substantially as shown and described.

FIG. 1 is a front, top, left-hand side perspective view of a refrigerator unit comprising a first embodiment of a new, original and ornamental design;

FIG. 2 is a rear view of a refrigerator unit comprising the first embodiment of the new, original and ornamental design;

FIG. 3 is a front view of a refrigerator unit comprising the first embodiment of the new, original and ornamental design;

FIG. 4 is a left-hand side view of a refrigerator unit comprising the first embodiment of the new, original and ornamental design;

FIG. 5 is a right-hand side view of a refrigerator unit comprising the first embodiment of the new, original and ornamental design;

FIG. 6 is a top view of a refrigerator unit comprising the first embodiment of the new, original and ornamental design;

FIG. 7 is a bottom view of a refrigerator unit comprising the first embodiment of the new, original and ornamental design;

FIG. 8 is a front, top, left-hand side perspective view of a refrigerator unit comprising a second embodiment of a new, original and ornamental design;

FIG. 9 is a rear view of a refrigerator unit comprising the second embodiment of the new, original and ornamental design;

FIG. 10 is a front view of a refrigerator unit comprising the second embodiment of the new, original and ornamental design;

FIG. 11 is a left-hand side view of a refrigerator unit comprising the second embodiment of the new, original and ornamental design;

FIG. 12 is a right-hand side view of a refrigerator unit comprising the second embodiment of the new, original and ornamental design;

FIG. 13 is a top view of a refrigerator unit comprising the second embodiment of the new, original and ornamental design; and,

FIG. 14 is a bottom view of a refrigerator unit comprising the second embodiment of the new, original and ornamental design.

**1 Claim, 10 Drawing Sheets**






FIG. 1




FIG. 2




FIG. 3




FIG. 4




FIG. 5




FIG. 6




FIG. 7



FIG. 8




FIG. 9




FIG. 10






FIG. 11




FIG. 12




FIG. 13




FIG. 14