



US00D645480S

(12) **United States Design Patent**
Pillers, II et al.

(10) **Patent No.:** **US D645,480 S**

(45) **Date of Patent:** **** *Sep. 20, 2011**

(54) **HAMMER**

(75) Inventors: **Lauritz P. Pillers, II**, McGregor, TX (US); **Francis D. Theobalds**, London (GB); **James G. Nickels**, McGregor, TX (US); **Tommie L. Craven**, Belton, TX (US)

(73) Assignee: **Caterpillar Inc.**, Peoria, IL (US)

(*) Notice: This patent is subject to a terminal disclaimer.

(**) Term: **14 Years**

(21) Appl. No.: **29/350,777**

(22) Filed: **Nov. 23, 2009**

(51) **LOC (9) Cl.** **15-03**

(52) **U.S. Cl.** **D15/28**

(58) **Field of Classification Search** D15/10, 21, 28; 299/69, 70, 20, 22, 23; 173/46, 173/171, 162.1, 119, 134, 135, 21, 78; 37/403
See application file for complete search history.

(56) **References Cited**

U.S. PATENT DOCUMENTS

3,757,875	A *	9/1973	Gunning	173/44
3,773,118	A *	11/1973	Shanks et al.	173/193
4,018,291	A *	4/1977	Anderson	173/135
4,215,901	A *	8/1980	Langfield et al.	299/22
4,602,821	A *	7/1986	Schaeff	299/67
4,993,500	A *	2/1991	Greene et al.	173/1
D326,857	S *	6/1992	Ikeda et al.	D15/21
5,183,316	A *	2/1993	Ottestad	299/69
5,419,404	A *	5/1995	Niemi et al.	173/171
6,095,257	A *	8/2000	Lee	173/211
6,119,795	A *	9/2000	Lee	173/114
6,227,307	B1 *	5/2001	Lee	173/78
D457,534	S *	5/2002	Kim	D15/21
6,510,902	B1 *	1/2003	Prokop et al.	173/1
6,517,164	B1 *	2/2003	White	299/37.5
D533,092	S *	12/2006	Disselkoen et al.	D10/50

7,175,236	B1 *	2/2007	Pfaff	299/37.5
D547,775	S *	7/2007	Tuscuoğlu	D15/21
7,364,168	B2 *	4/2008	Comarmond	279/19.3

(Continued)

OTHER PUBLICATIONS

Cat Hammers [online], (retrieved Mar. 2007) Retrieved from the Caterpillar website using <http://www.cat.com>, 4 pages.

(Continued)

Primary Examiner — Mark Goodwin

(57) **CLAIM**

The ornamental design for a hammer, as shown and described.

DESCRIPTION

FIG. 1 is a bottom left front perspective view of a hammer showing our new design.

FIG. 2 is a top left front perspective view thereof;

FIG. 3 is a left side view, the right side view being a mirror image thereof.

FIG. 4 is a front view, the rear view being a mirror image thereof.

FIG. 5 is a bottom left front perspective view of FIG. 1.

FIG. 6 is a top left front perspective view of FIG. 1 thereof.

FIG. 7 is a bottom left front perspective view of a second embodiment of a hammer showing our new design.

FIG. 8 is a top left front perspective view thereof.

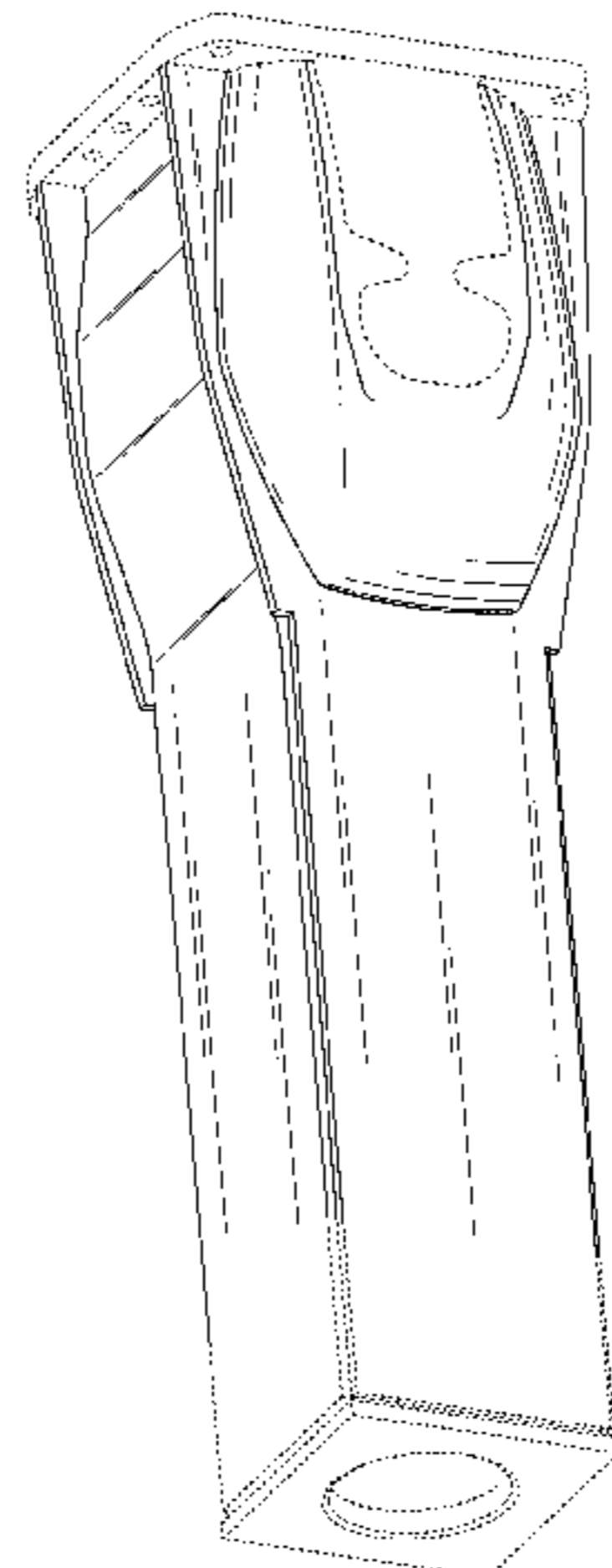
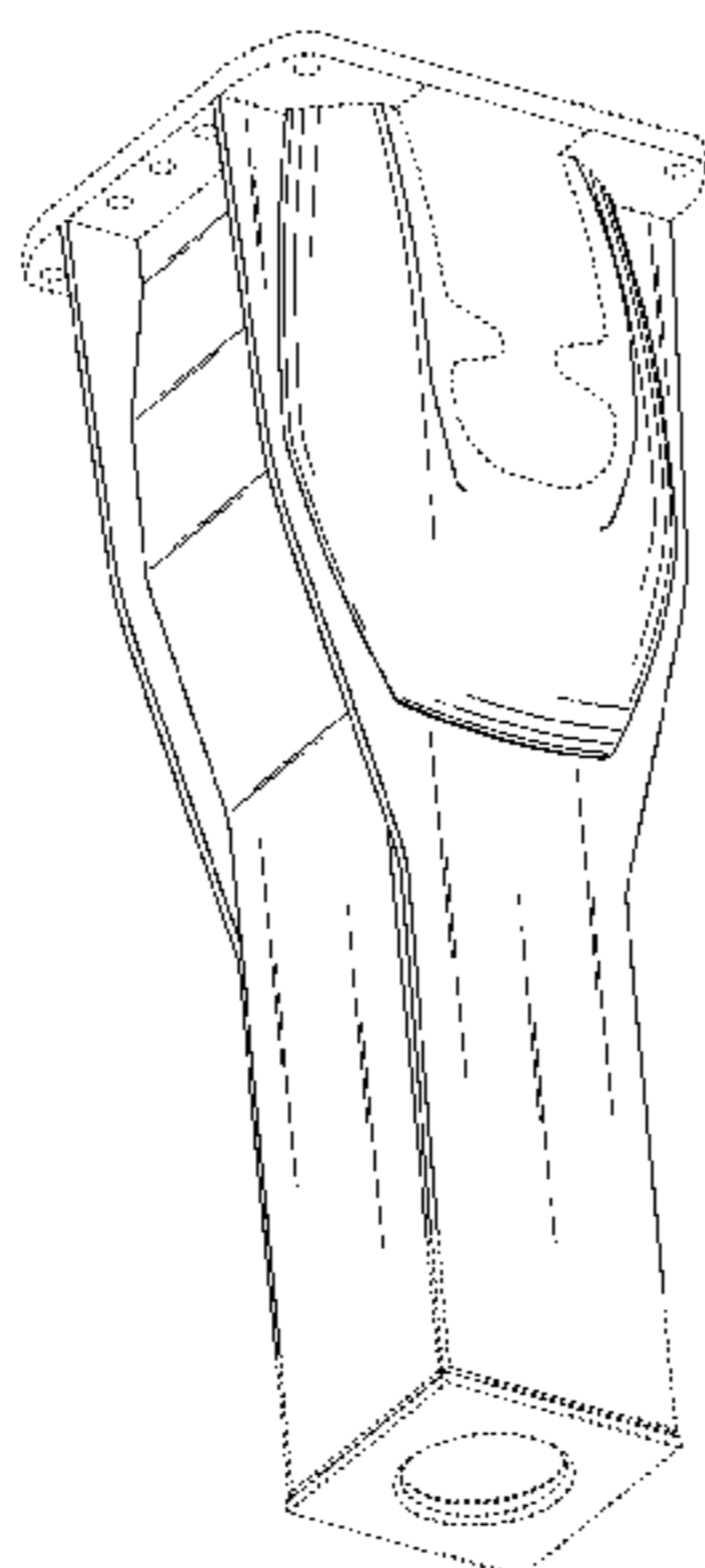
FIG. 9 is a left side view, the right side view being a mirror image thereof.

FIG. 10 is a front view, the rear view being a mirror image thereof.

FIG. 11 is a bottom left front perspective view of FIG. 7; and, FIG. 12 is a top left front perspective view of FIG. 7 thereof.

The broken line showing the top, bottom, and side portions of the hammer in FIGS. 1-12 represent the bounds of the claimed design, and the broken line showing of the top and bottom structure in FIGS. 5, 6, 11, and 12 is included for the purpose of illustrating environmental structure. The broken lines are for illustrative purposes only and form no part of the claimed design.

1 Claim, 12 Drawing Sheets



US D645,480 S

Page 2

U.S. PATENT DOCUMENTS

7,387,173 B2 * 6/2008 Jinnings et al. 173/184
7,413,028 B2 * 8/2008 Comarmond 173/132
7,523,997 B2 * 4/2009 Jalabert et al. 299/100
2004/0026098 A1 * 2/2004 Rodert 173/128
2006/0213676 A1 * 9/2006 Jinnings et al. 173/184
2006/0272184 A1 * 12/2006 Underwood 37/403
2007/0295520 A1 * 12/2007 Comarmond 173/90

2009/0008116 A1* 1/2009 Jinnings et al. 173/195

OTHER PUBLICATIONS

Caterpillar Product Information Product Bulletin [online], (retrieved Jul. 2008) Retrieved from the Caterpillar website using <<http://www.cat.com>>, 39 pages.

* cited by examiner

FIG. 1

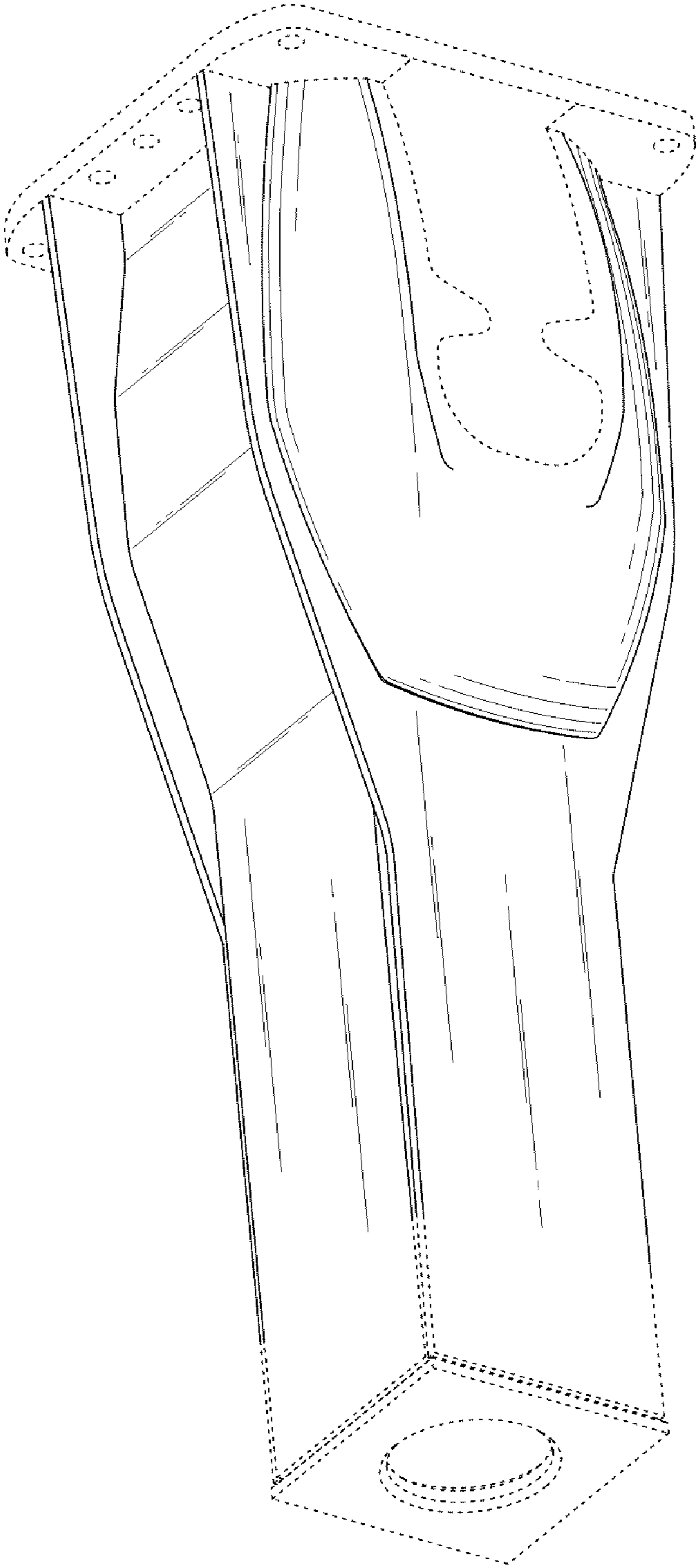


FIG. 2

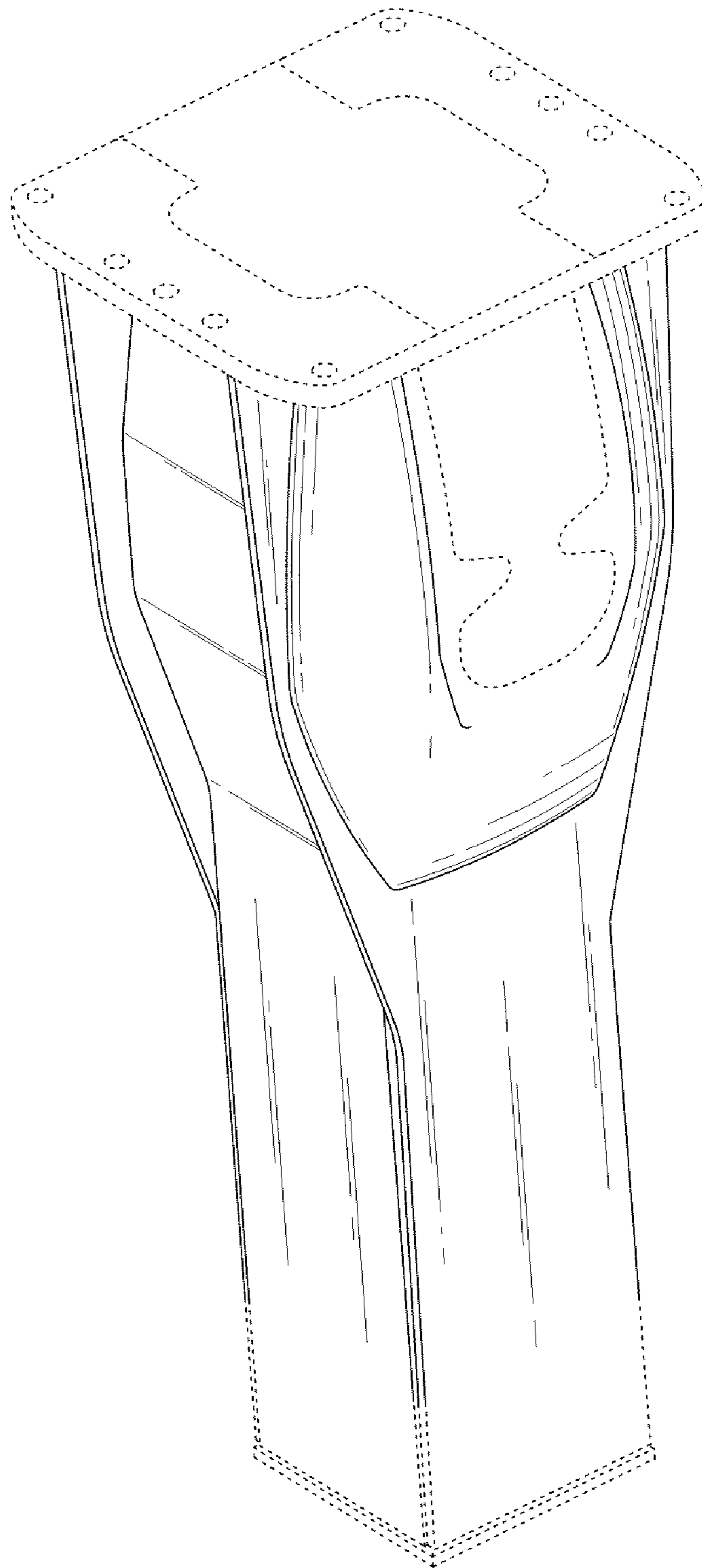


FIG. 3

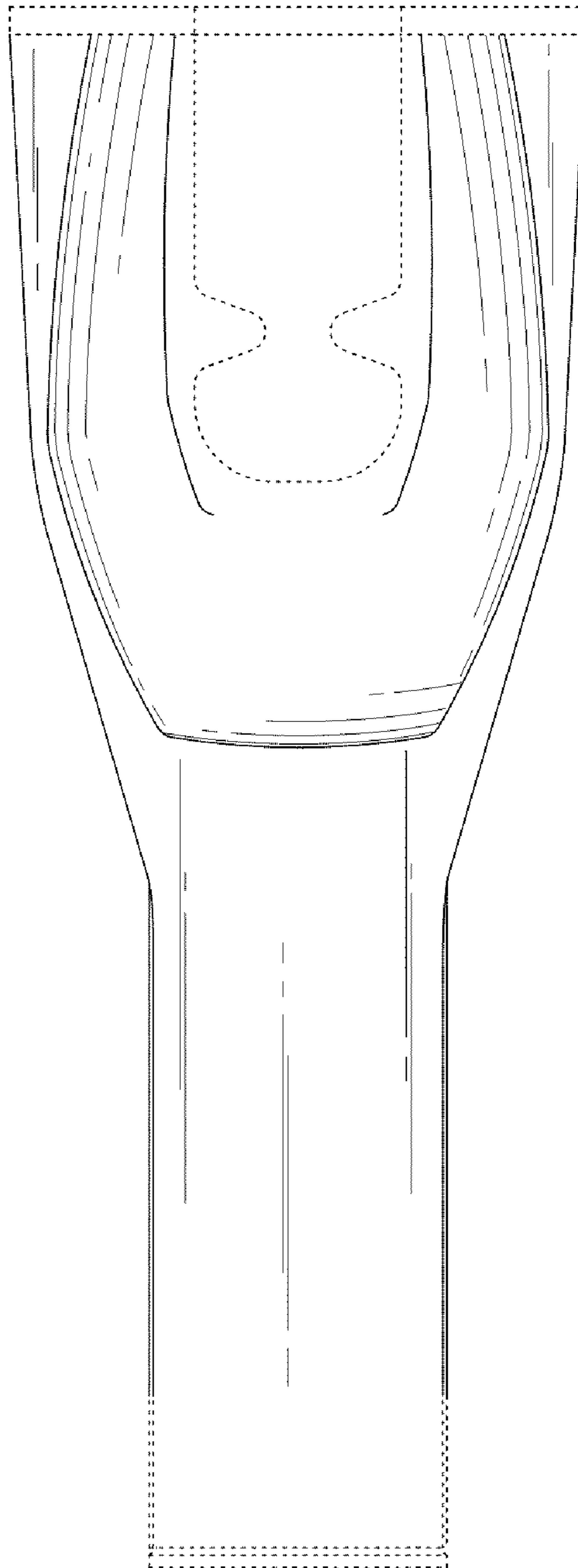


FIG. 4

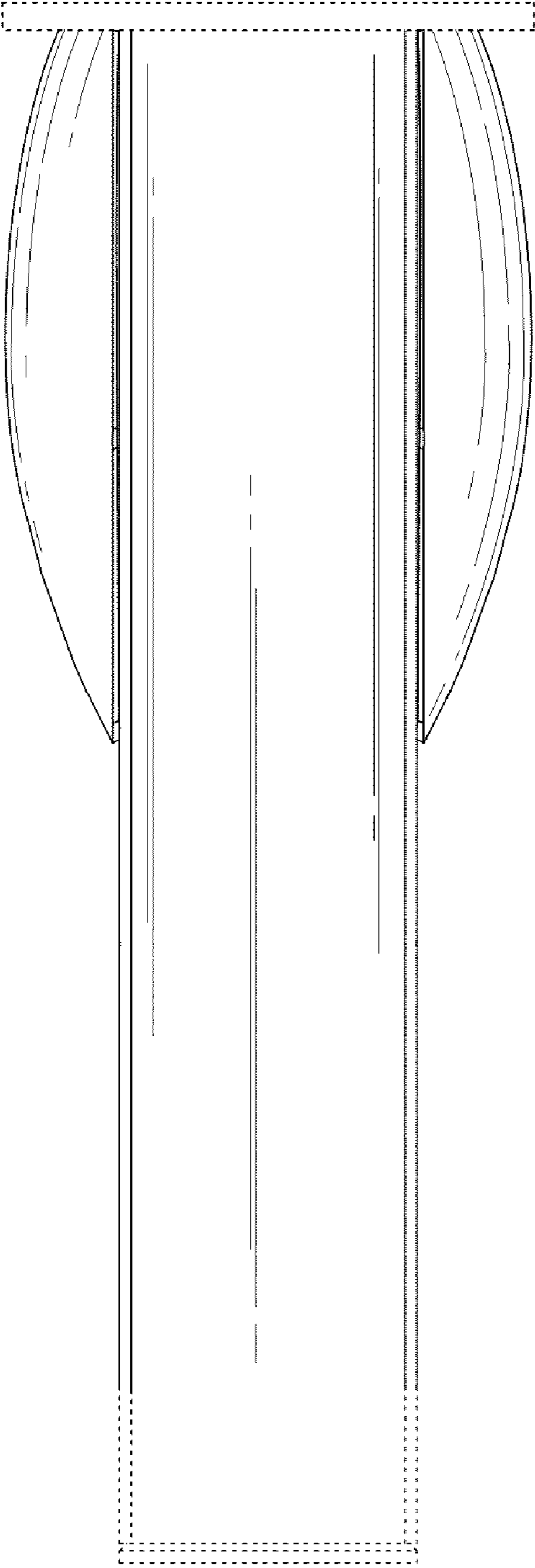


FIG. 5

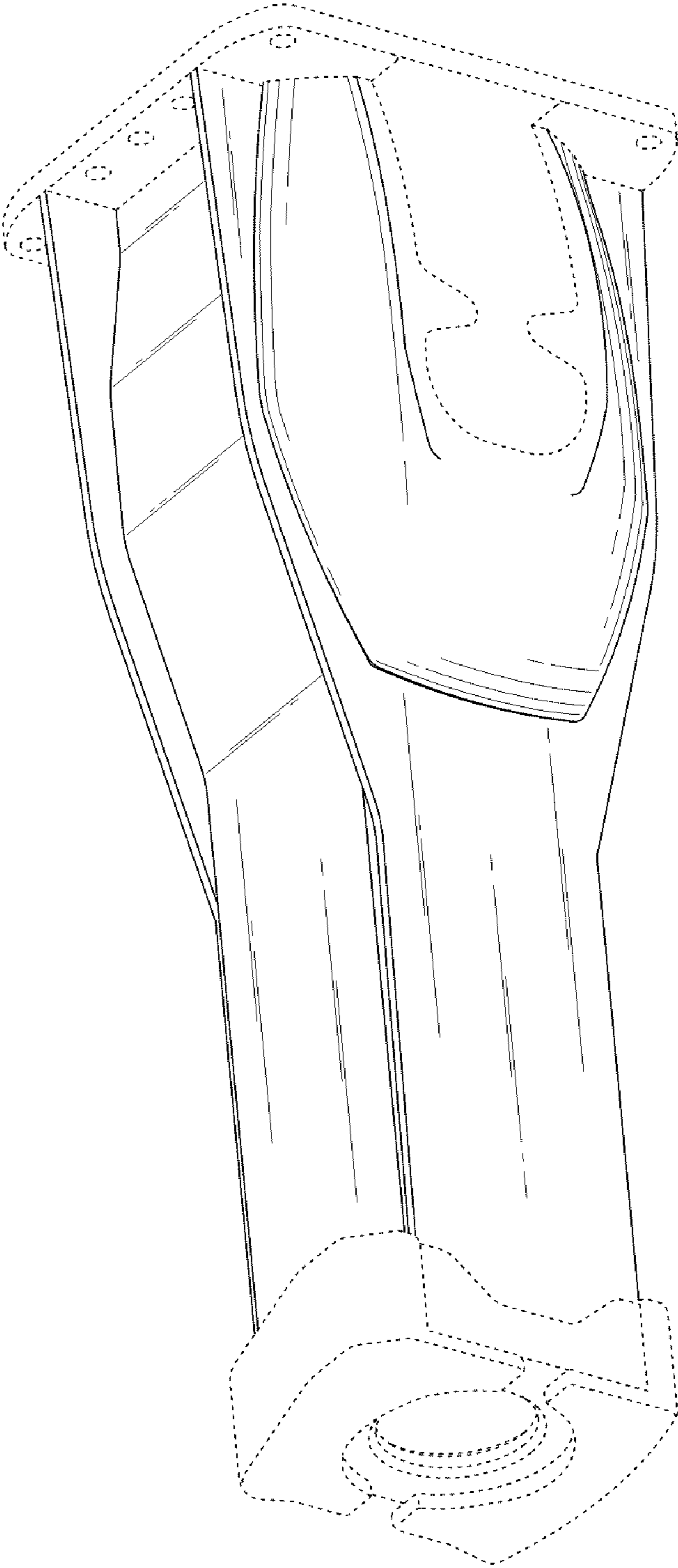


FIG. 6

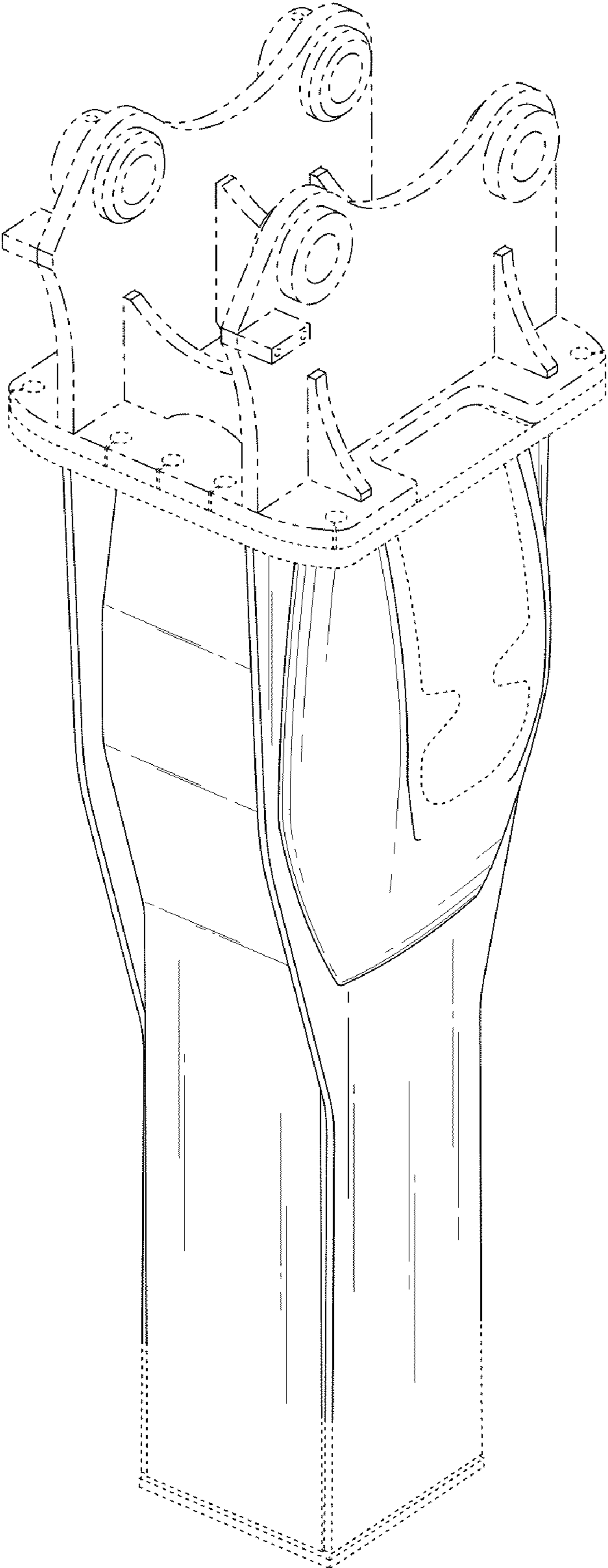


FIG. 7

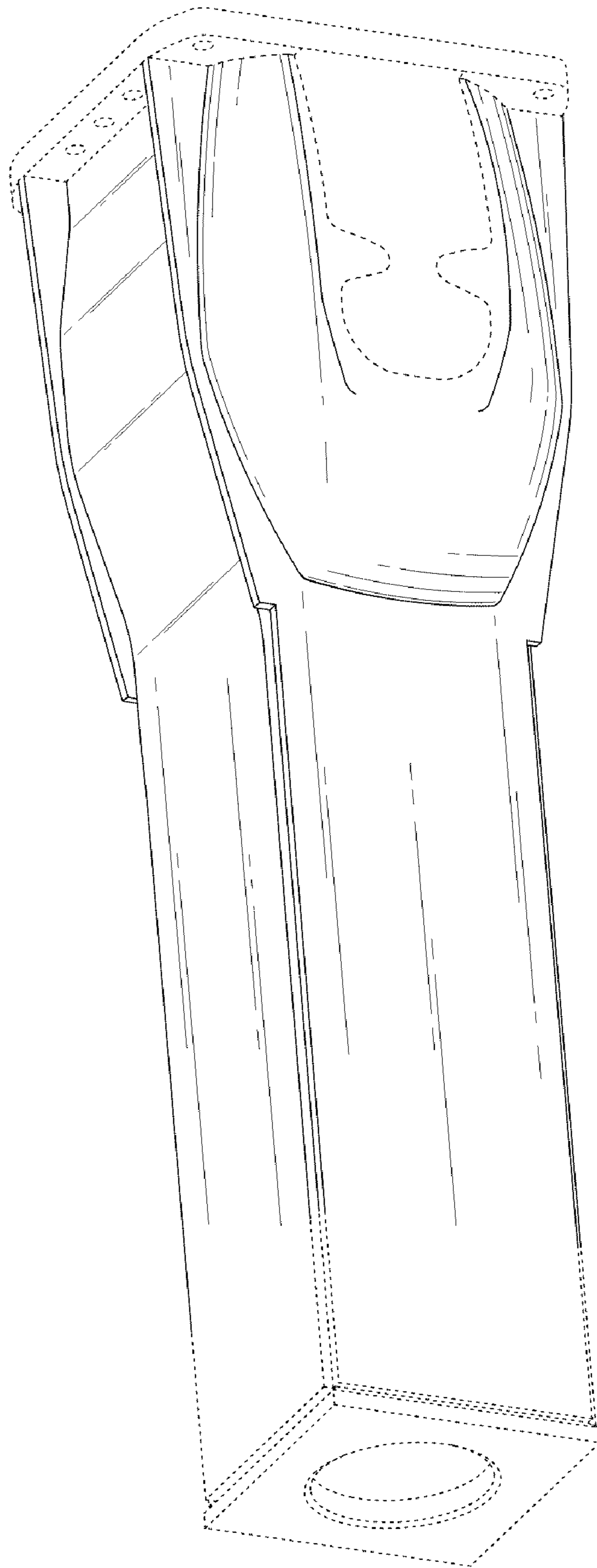


FIG. 8

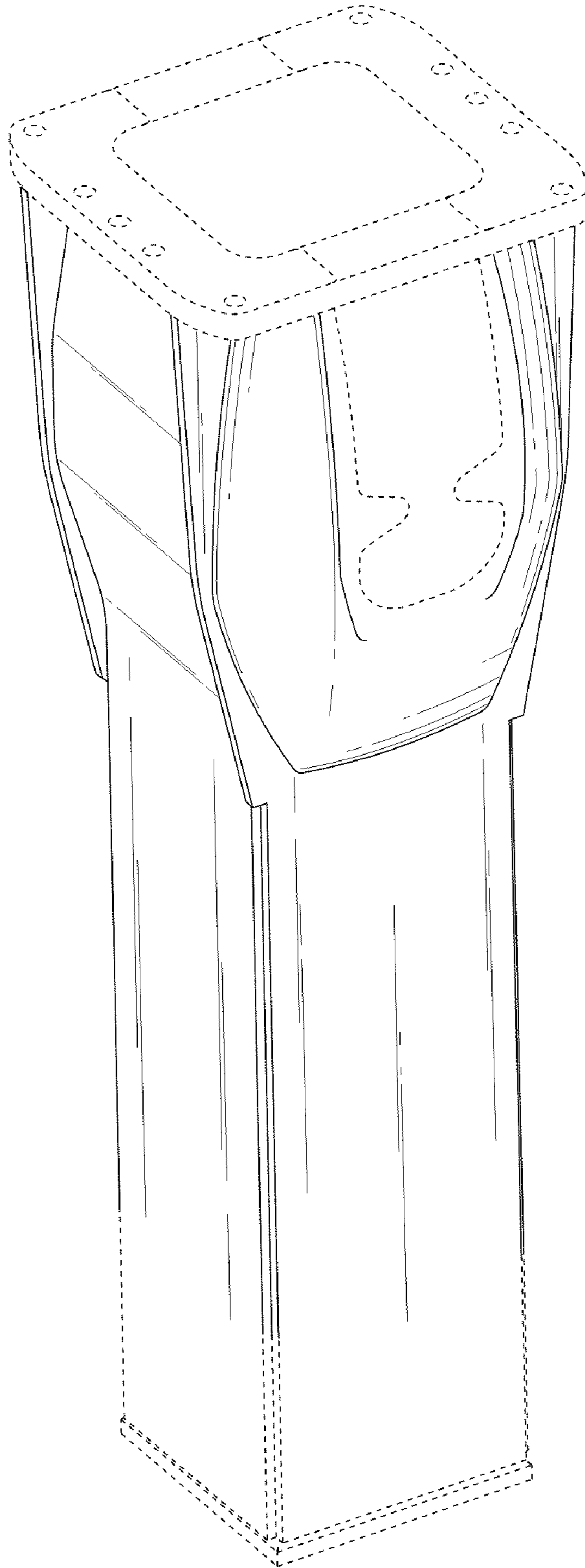


FIG. 9

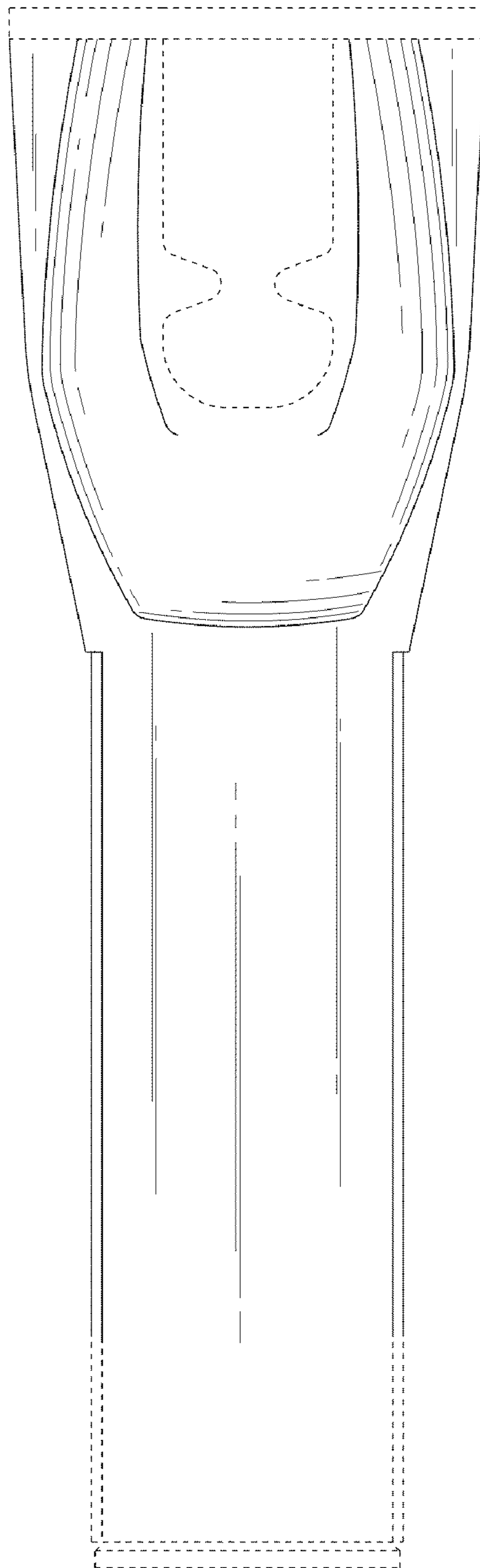


FIG. 10

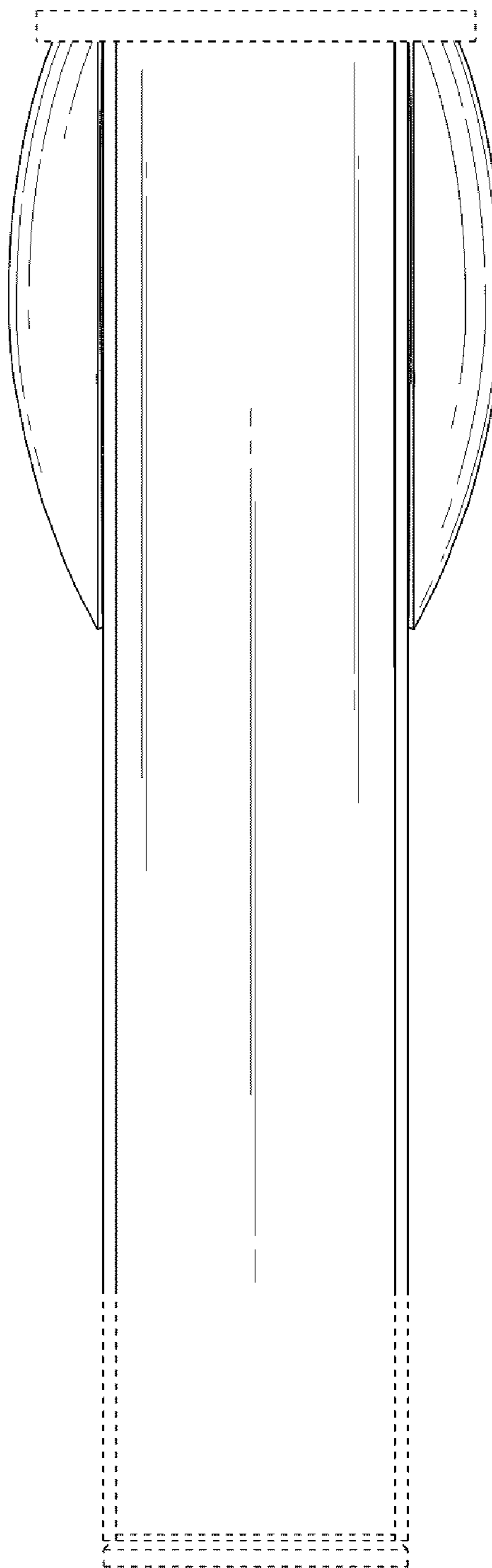


FIG. 11

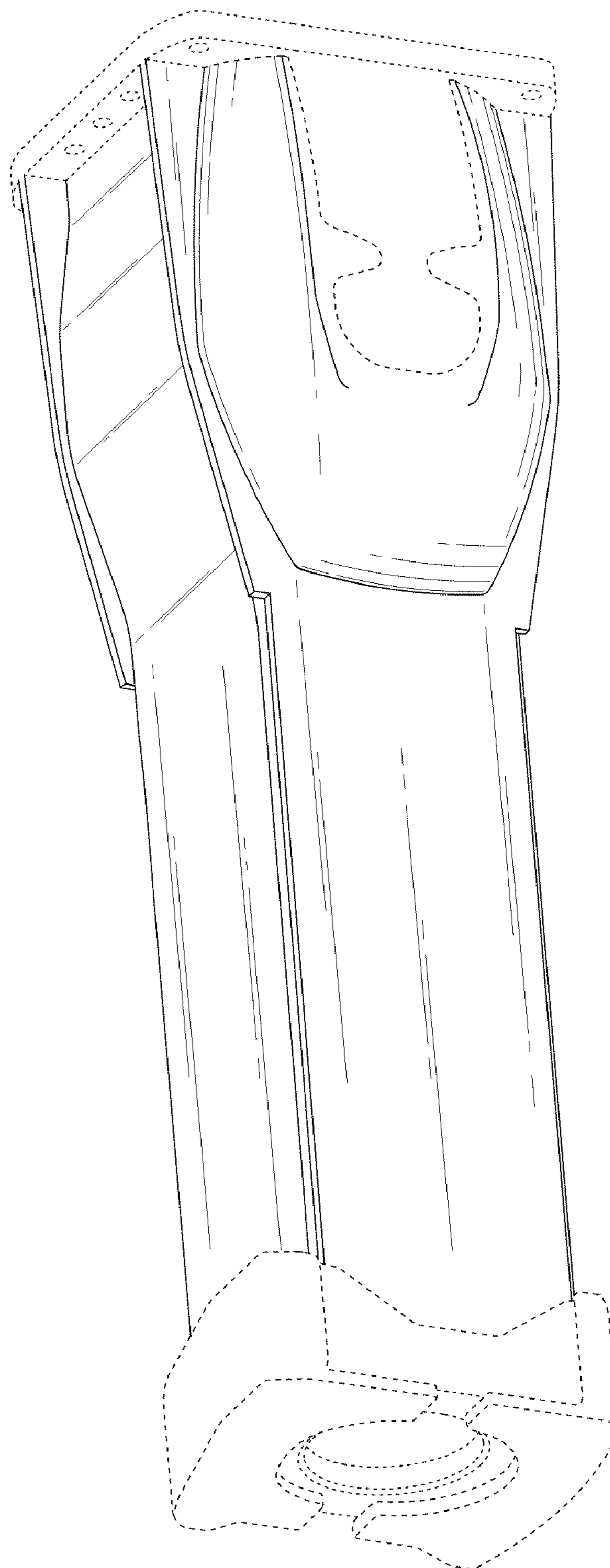


FIG. 12

