



US00D645473S

(12) **United States Design Patent**  
**Dangerfield**

(10) **Patent No.:** **US D645,473 S**

(45) **Date of Patent:** **\*\* Sep. 20, 2011**

(54) **PORTABLE MEDIA PLAYER**

(75) Inventor: **Nicholas E. Dangerfield**, New York, NY (US)

(73) Assignee: **Parte LLC**, New York, NY (US)

(\*\*) Term: **14 Years**

(21) Appl. No.: **29/382,935**

(22) Filed: **Jan. 10, 2011**

(51) **LOC (9) Cl.** ..... **14-03**

(52) **U.S. Cl.** ..... **D14/496; D14/203.3**

(58) **Field of Classification Search** ..... D14/496,  
D14/401, 435, 474, 483, 217, 137, 138, 160,  
D14/168, 356, 203.1-203.8, 507; 345/156,  
345/169, 173-179, 905; 715/727-729, 864;  
710/1, 5, 8; 713/1, 600; 455/1.1, 1.7, 73,  
455/344-347, 93, 95, 3.01-3.06, 550.1, 573.1;  
370/342-344; 369/1, 2, 6-12; 463/43-47;  
273/148 B, 308, 440, 429-432

See application file for complete search history.

(56) **References Cited**

**U.S. PATENT DOCUMENTS**

6,227,966 B1 \* 5/2001 Yokoi ..... 463/1  
7,018,294 B2 \* 3/2006 Silverbrook et al. .... 463/30  
7,104,884 B2 \* 9/2006 Yokoi ..... 463/7

D582,394 S \* 12/2008 Hong et al. .... D14/216  
D595,734 S \* 7/2009 Son ..... D14/496  
D605,204 S \* 12/2009 Liu ..... D14/496  
D608,762 S \* 1/2010 Sheng ..... D14/203.3  
D609,718 S \* 2/2010 Chang et al. .... D14/496  
D612,361 S \* 3/2010 Wright ..... D14/203.2  
D612,865 S \* 3/2010 Zhang ..... D14/496  
D626,147 S \* 10/2010 Goddard ..... D14/496  
D634,754 S \* 3/2011 Hao ..... D14/496

\* cited by examiner

*Primary Examiner* — Prabhakar Deshmukh

(74) *Attorney, Agent, or Firm* — Leason Ellis LLP

(57) **CLAIM**

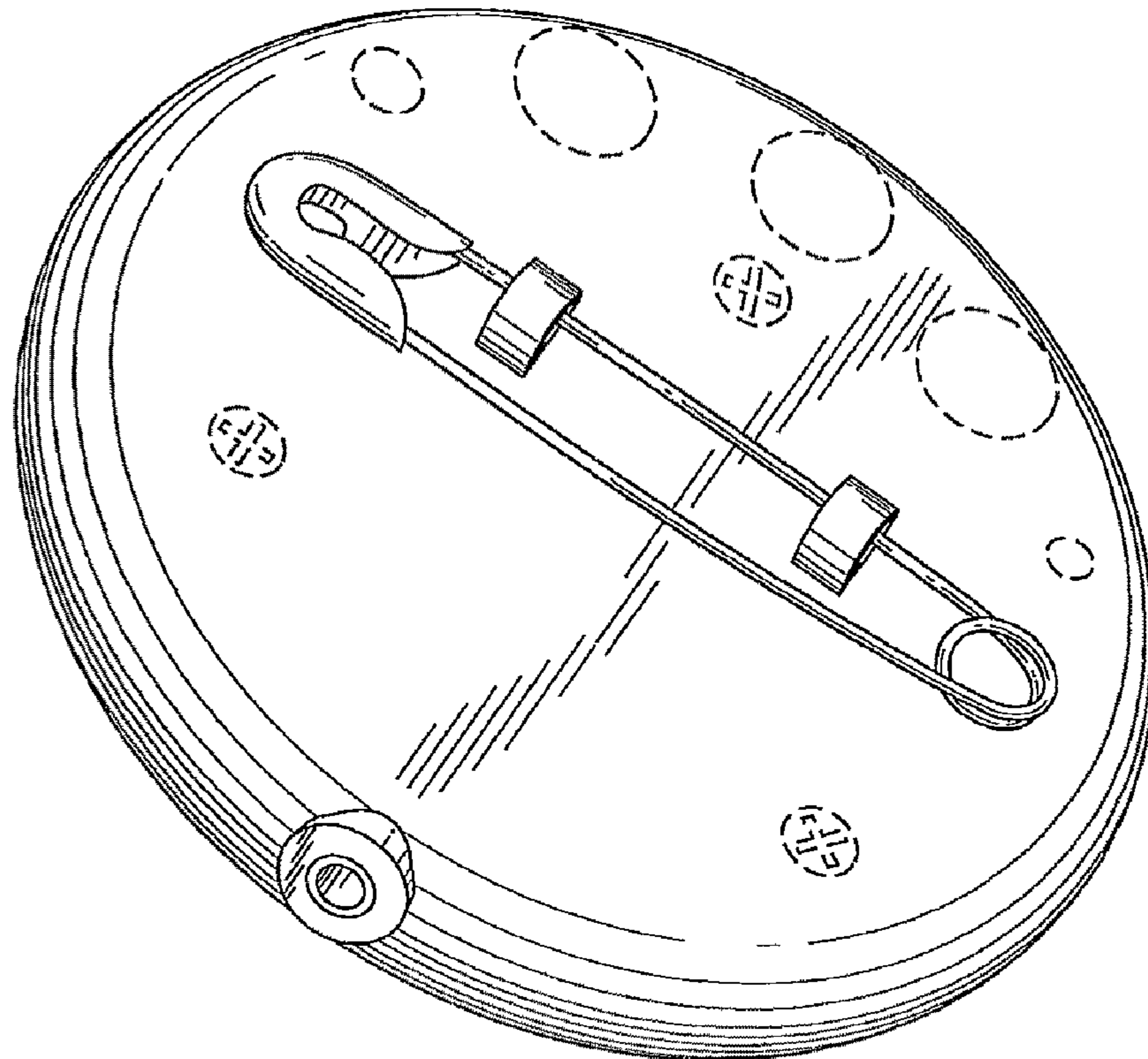
The ornamental design for a portable media player, as shown and described.

**DESCRIPTION**

FIG. 1 is a bottom rear perspective view of a portable media player showing my new design;  
FIG. 2 is a front elevation view thereof;  
FIG. 3 is a rear elevation view thereof;  
FIG. 4 is a right side elevation view thereof;  
FIG. 5 is a left side elevation view thereof;  
FIG. 6 is a top plan view thereof; and,  
FIG. 7 is a bottom plan view thereof.

The broken line showing of control buttons and fastening members along with front surface indicia is for illustrative purposes only and forms no part of the claimed design.

**1 Claim, 3 Drawing Sheets**



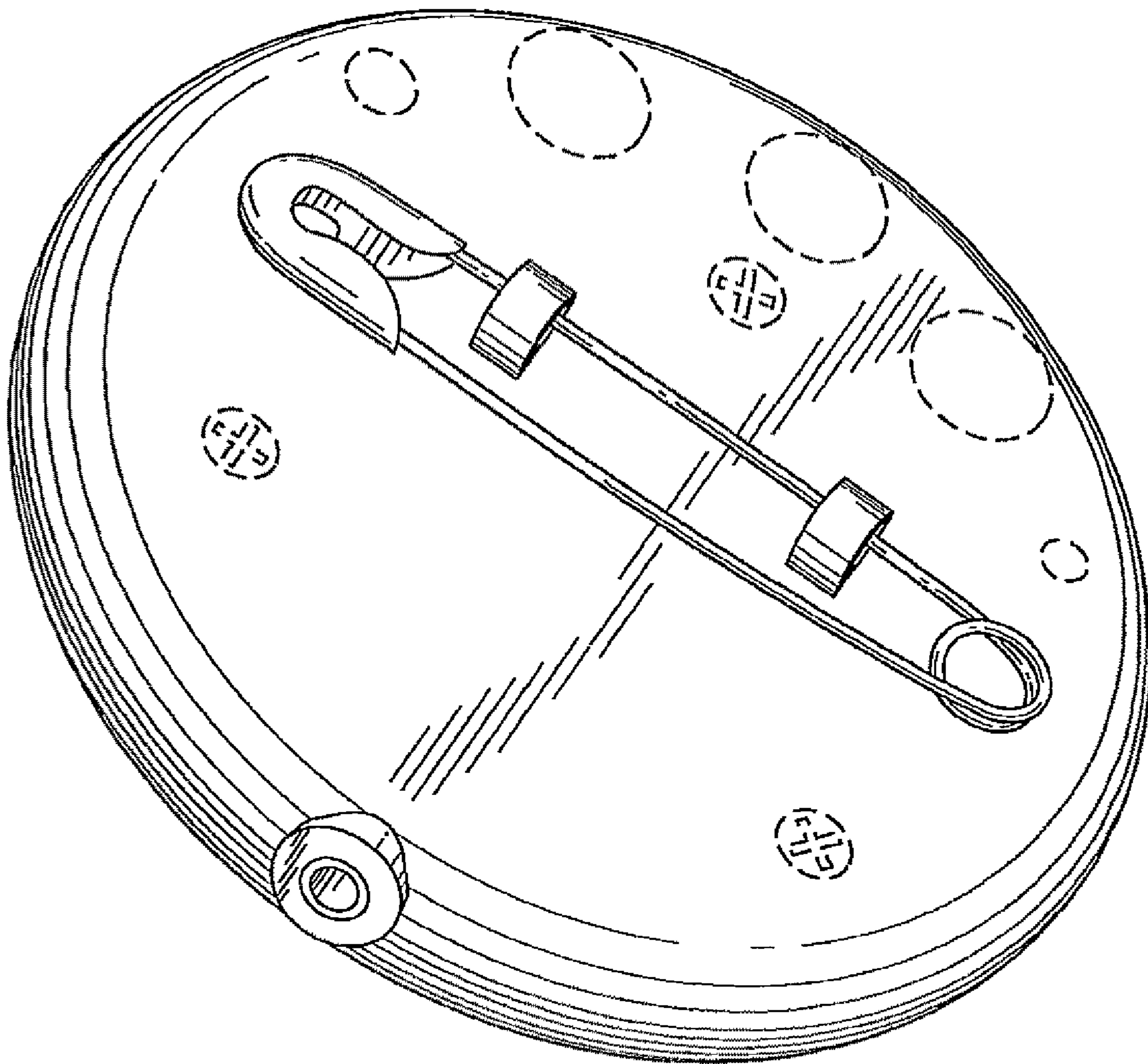


Fig. 1




Fig. 2

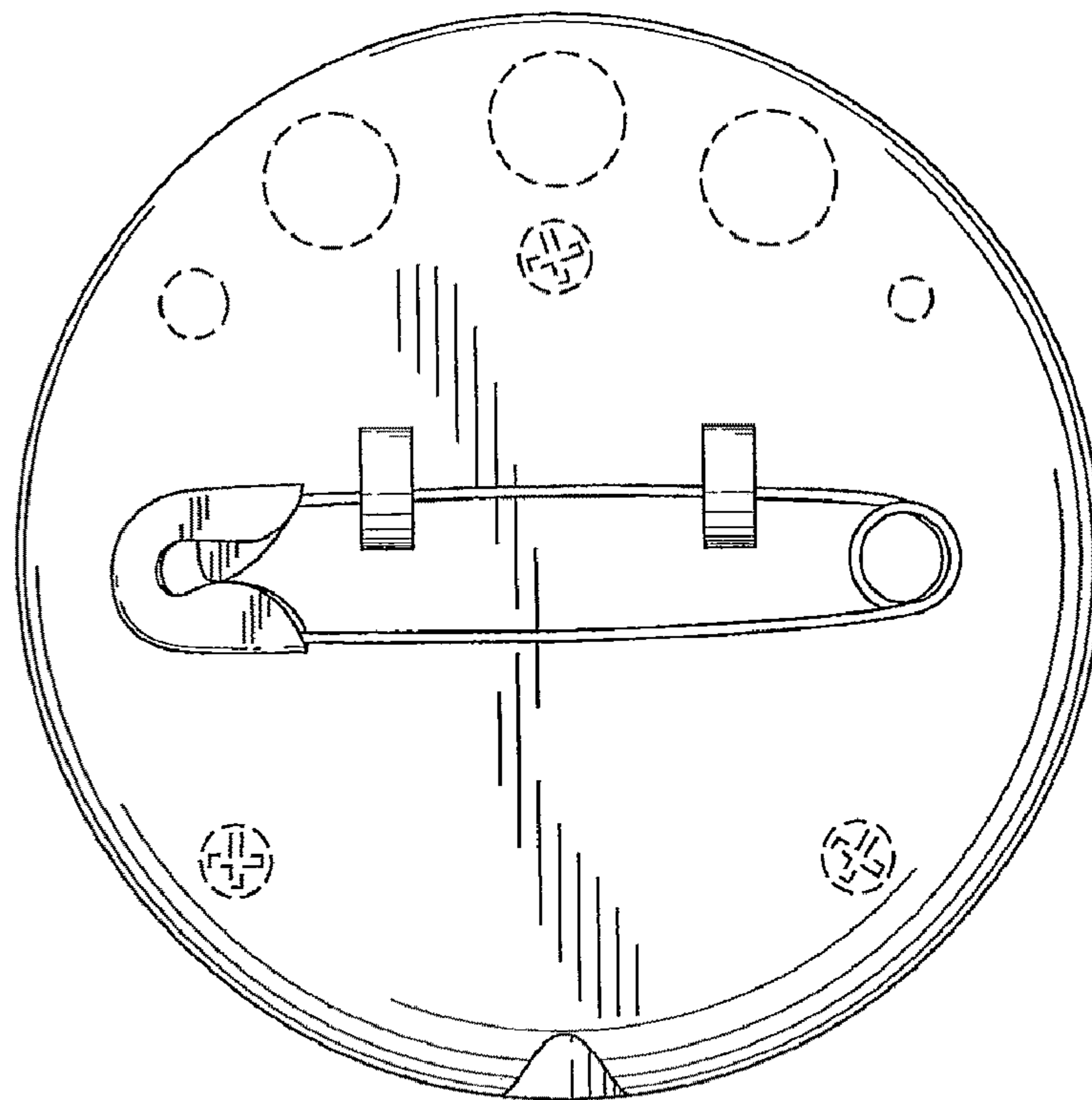


Fig. 3

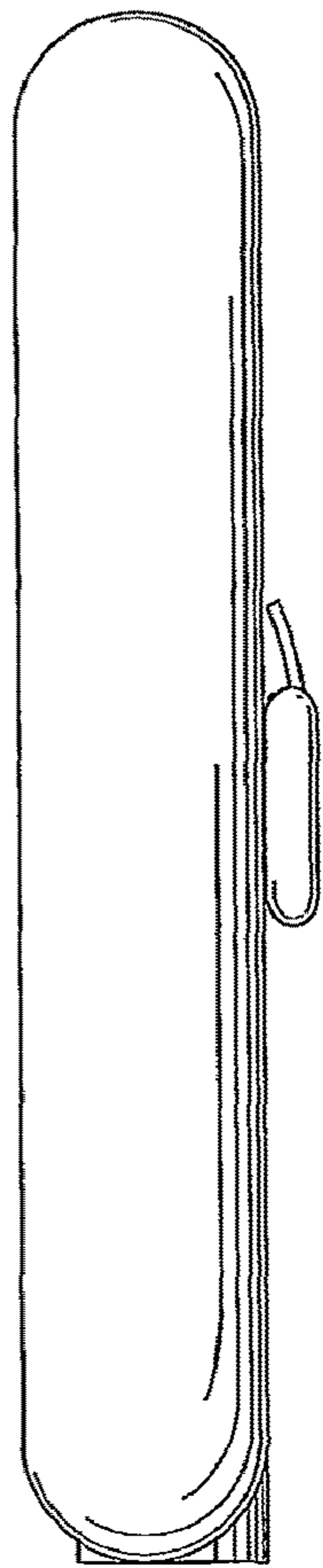


Fig. 4




Fig. 5




Fig. 6

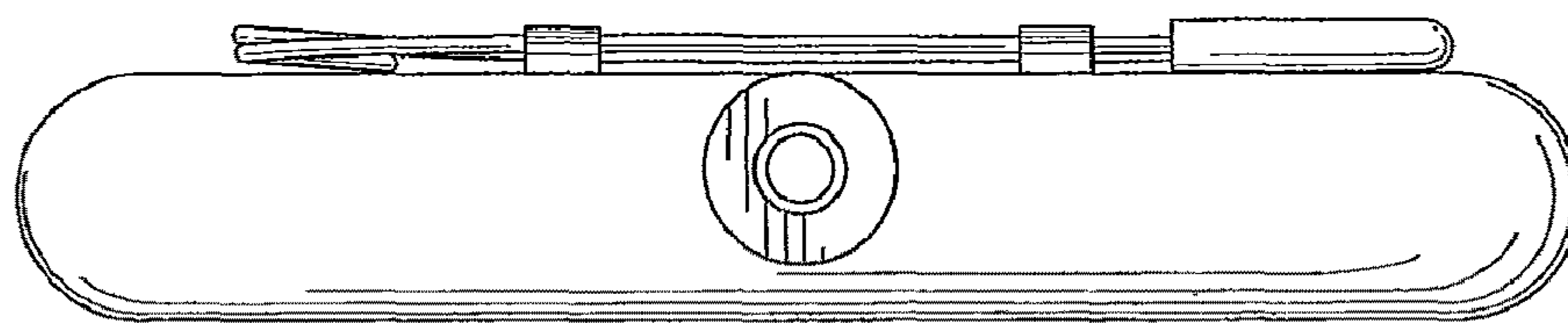


Fig. 7