



US00D645432S

(12) **United States Design Patent**  
**McManigal et al.**

(10) **Patent No.:** **US D645,432 S**

(45) **Date of Patent:** **\*\* Sep. 20, 2011**

(54) **TELEVISION HOUSING**

(75) Inventors: **Scott McManigal**, Irvine, CA (US);  
**William Wang**, Irvine, CA (US)

(73) Assignee: **Vizio Inc.**, Irvine, CA (US)

(\*\*) Term: **14 Years**

(21) Appl. No.: **29/384,618**

(22) Filed: **Feb. 1, 2011**

(51) **LOC (9) Cl.** ..... **14-03**

(52) **U.S. Cl.** ..... **D14/126**

(58) **Field of Classification Search** ..... D14/125-134,  
D14/239, 371, 136, 374-377, 440, 450, 448,  
D14/336, 342; 312/7.2; 348/836, 838, 180,  
348/184, 325, 739; 341/12; 248/917-924,  
248/465; 345/104, 133, 156, 168, 87, 173;  
720/605, 669, 600, 655; 369/99, 197; 455/344,  
455/347; D21/329, 515, 577, 622, 333, 433,  
D21/448, 452, 450, 331; D6/477, 479, 300;  
273/148 B; 446/484, 175, 356; D10/15,  
D10/26

See application file for complete search history.

(56) **References Cited**

U.S. PATENT DOCUMENTS

D540,283	S	*	4/2007	Tsai	.....	D14/126
D541,769	S	*	5/2007	Hoehn et al.	.....	D14/126
D550,174	S	*	9/2007	Deguchi	.....	D14/126
D555,612	S	*	11/2007	Sukenari et al.	.....	D14/126
D561,129	S	*	2/2008	Hsiung	.....	D14/126
D582,916	S	*	12/2008	Wada	.....	D14/371
D608,746	S	*	1/2010	Tu	.....	D14/126
D620,463	S	*	7/2010	Li et al.	.....	D14/126
D622,240	S	*	8/2010	Liu et al.	.....	D14/126

\* cited by examiner

*Primary Examiner* — Raphael Barkai

(74) *Attorney, Agent, or Firm* — Law Office of Scott C. Harris, Inc.

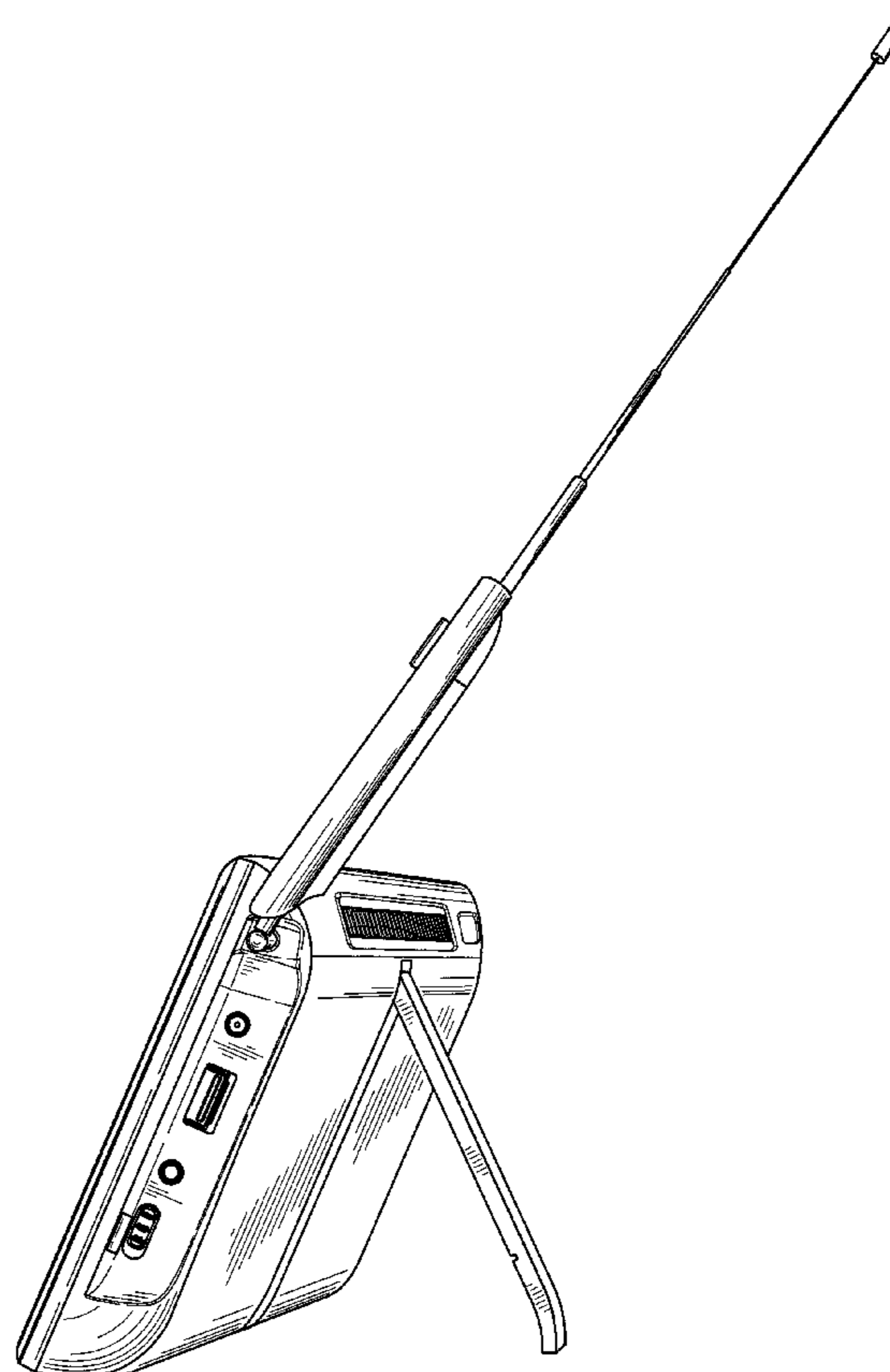

(57) **CLAIM**

The ornamental design for a television housing, as shown and described.

**DESCRIPTION**

FIG. 1 is a perspective view of the television housing;  
FIG. 2 is a view of the front-on view of the television housing;  
FIG. 3 is a back view of the television housing;  
FIG. 4 is a left side view of the television housing;  
FIG. 5 is a right side view of the television housing;  
FIG. 6 is a top view of the television housing;  
FIG. 7 is a bottom view of the television housing; and,  
FIG. 8 shows a side view with the antenna extended.

**1 Claim, 6 Drawing Sheets**






FIG. 1




FIG. 2

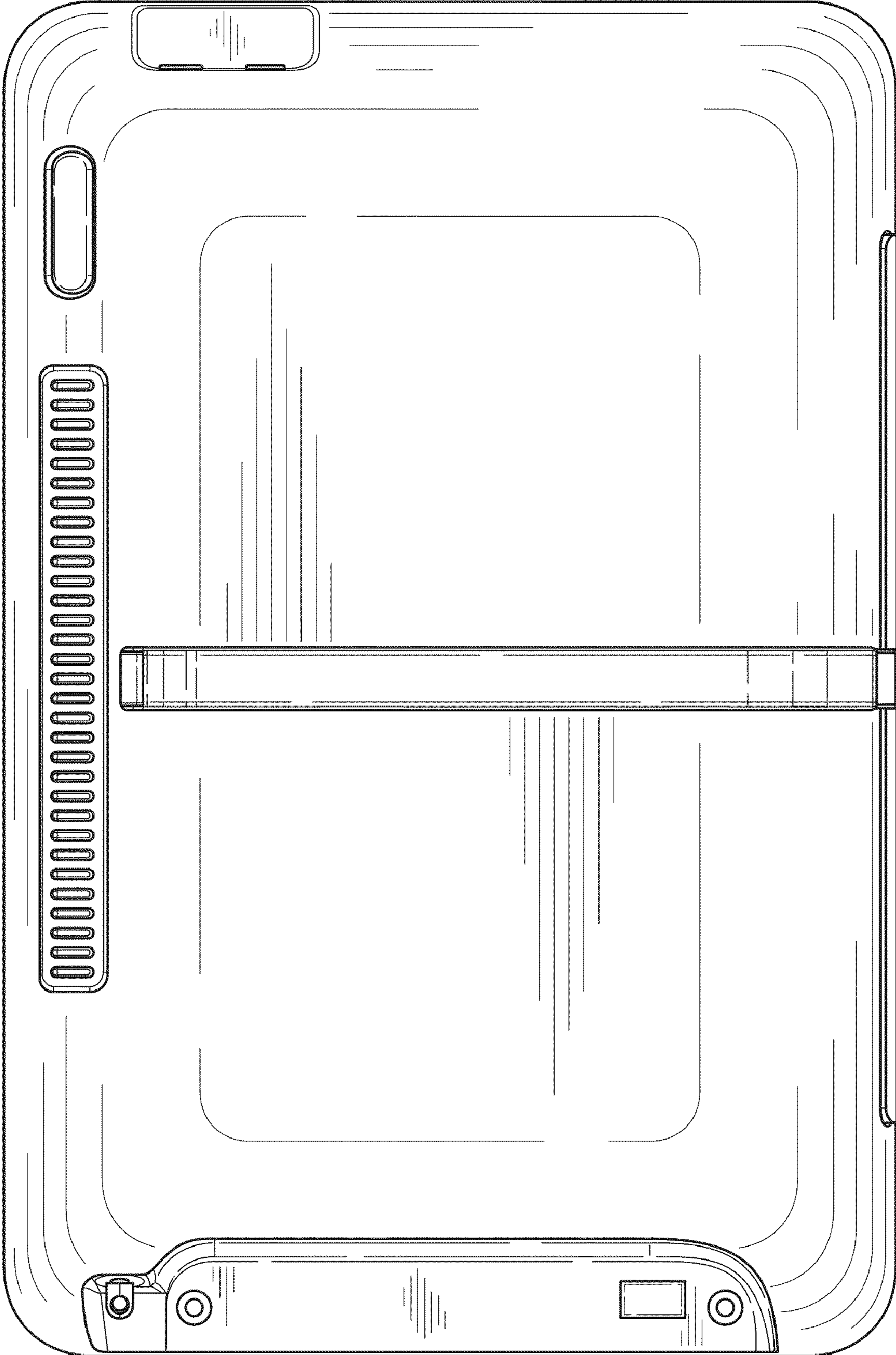

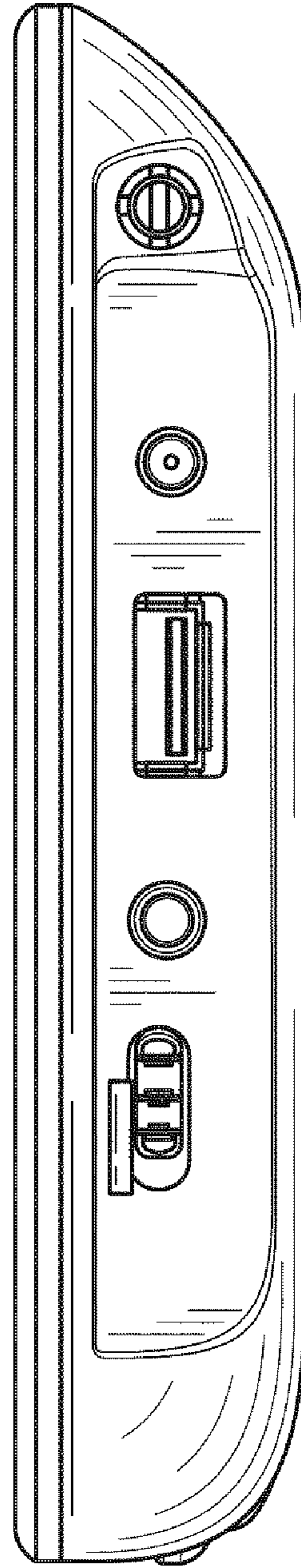


FIG. 3



**FIG. 4**



**FIG. 5**

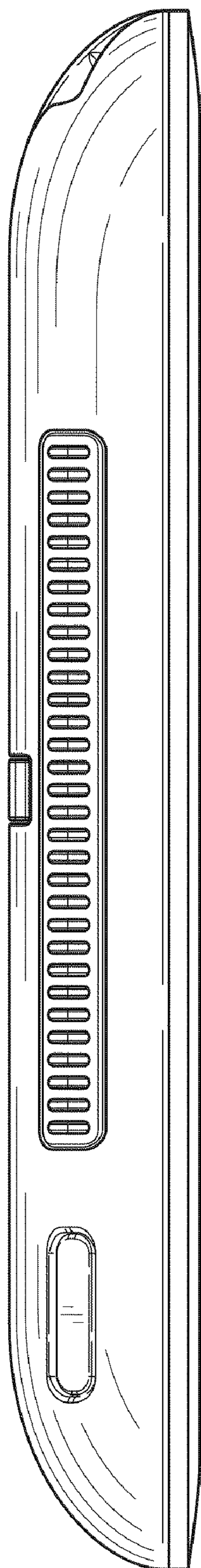


FIG. 6

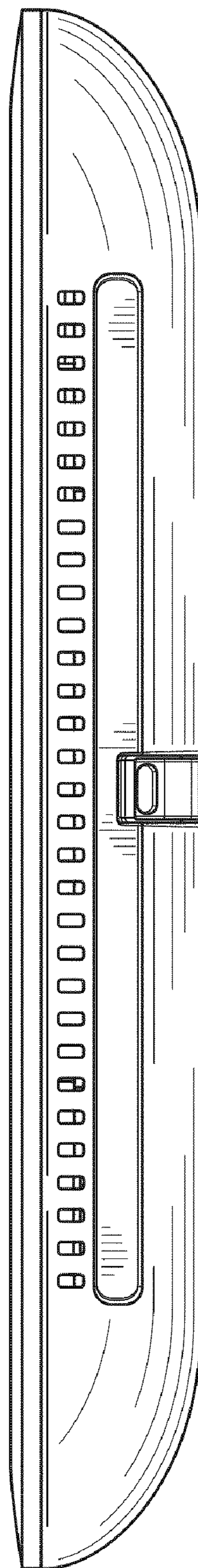


FIG. 7

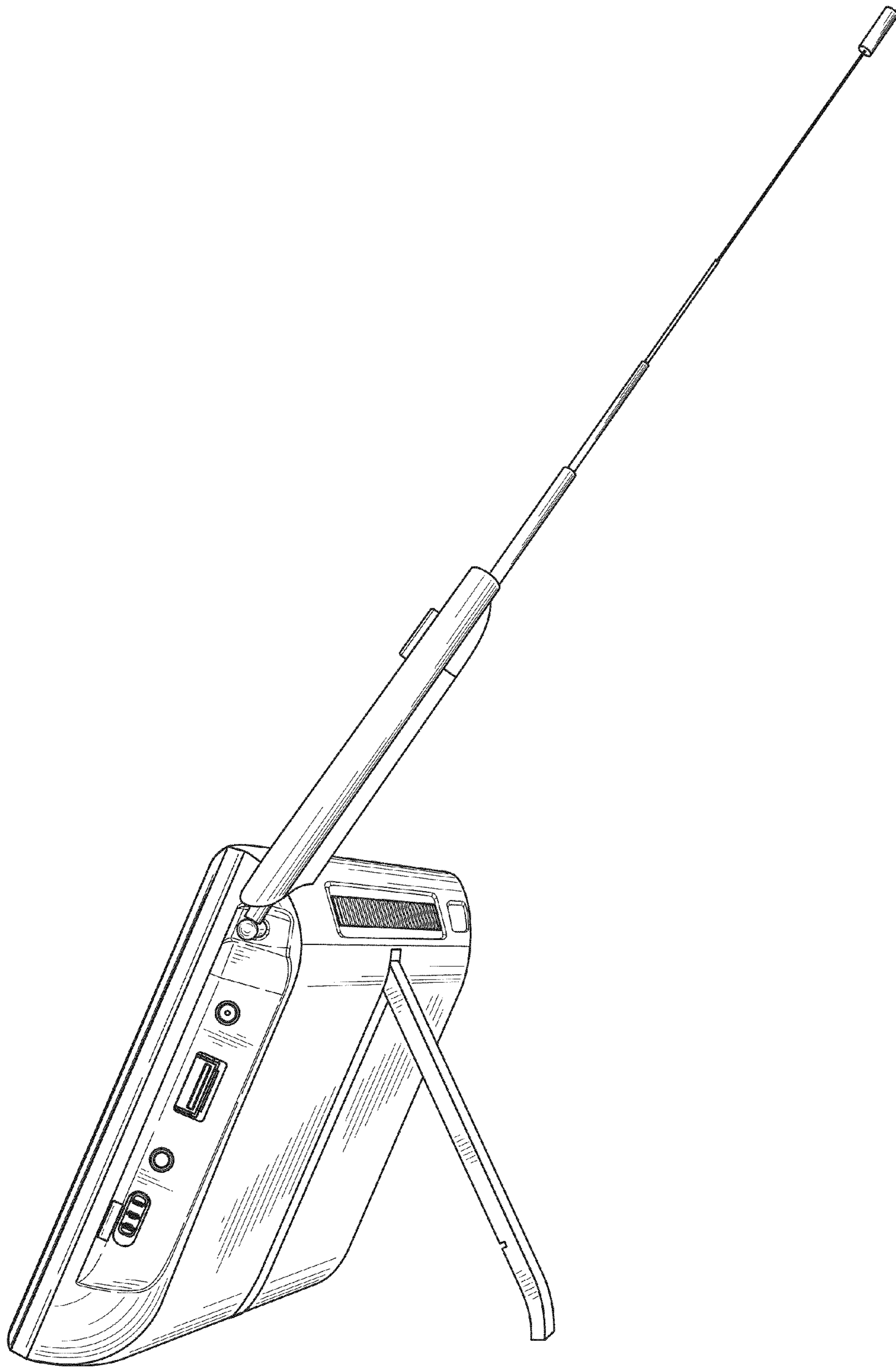


FIG. 8