



US00D645412S

(12) **United States Design Patent**
Lind, III et al.

(10) **Patent No.:** **US D645,412 S**
(45) **Date of Patent:** **** Sep. 20, 2011**

(54) **DIMMER SWITCH**

(75) Inventors: **Frederick J. Lind, III**, Emmaus, PA (US); **Gregory Altonen**, Easton, PA (US); **Elliot G. Jacoby**, Glenside, PA (US); **Noel Mayo**, Philadelphia, PA (US); **Joel S. Spira**, Coopersburg, PA (US)

(73) Assignee: **Lutron Electronics Co., Inc.**, Coopersburg, PA (US)

(**) Term: **14 Years**

(21) Appl. No.: **29/384,144**

(22) Filed: **Jan. 27, 2011**

Related U.S. Application Data

(62) Division of application No. 29/360,782, filed on Apr. 30, 2010, now Pat. No. Des. 636,348.

(51) **LOC (9) Cl.** **13-03**

(52) **U.S. Cl.** **D13/162**

(58) **Field of Classification Search** D13/158, D13/162, 164, 168, 171, 173, 174, 177, 184, D13/199; 200/5 R, 5 A, 1 B, 42.01, 229, 200/237, 293, 296, 308, 310, 313-314, 329, 200/331, 341, 406, 513, 520, 530, 302.1, 200/302.2, 315, 344; 174/48, 52.1, 66; 338/198-200; D8/350-353; 361/620, 627
See application file for complete search history.

(56) **References Cited**

U.S. PATENT DOCUMENTS

D320,786 S	10/1991	Darnell et al.
D323,488 S	1/1992	Darnell et al.
D330,013 S	10/1992	Wunsch
D331,388 S	12/1992	Dahnert et al.
D353,798 S	12/1994	Bryde et al.
D370,663 S	6/1996	Swain et al.
D378,814 S	4/1997	Adams et al.

D395,037 S	6/1998	Mayo et al.
D436,579 S	1/2001	Mayo et al.
D437,585 S	2/2001	Mayo et al.
D450,043 S	11/2001	Mosebrook
D453,742 S	2/2002	Butler et al.
D460,052 S	7/2002	Olen
D461,782 S	8/2002	Butler et al.
D462,332 S	9/2002	Mayo et al.
D490,780 S	6/2004	Mayo et al.
D505,922 S	6/2005	Mayo et al.
D507,244 S	7/2005	Mayo et al.
6,979,099 B2	12/2005	Harris et al.
D518,447 S	4/2006	Spira

(Continued)

OTHER PUBLICATIONS

U.S. Appl. No. 29/360,748, filed Apr. 30, 2010, Felegy, Jr. et al.

(Continued)

Primary Examiner — Thomas Johannes

(74) *Attorney, Agent, or Firm* — Mark E. Rose; Philip N. Smith; Bridget L. McDonough

(57) **CLAIM**

We claim the ornamental design for a dimmer switch, as shown and described.

DESCRIPTION

FIG. 1 is a perspective view of a dimmer switch according to our new design.

FIG. 2 is a front view thereof.

FIG. 3 is a left side view thereof.


FIG. 4 is a right side view thereof.

FIG. 5 is a top view thereof; and,

FIG. 6 is a bottom view thereof.

The rear view forms no part of the design and is omitted. The portions of the drawings appearing in broken line show unclaimed subject matter only and do not form a part of the claimed design.

1 Claim, 4 Drawing Sheets



US D645,412 S

Page 2

U.S. PATENT DOCUMENTS

D527,711 S 9/2006 Spira et al.
D539,234 S 3/2007 Blair et al.
D539,238 S 3/2007 Mayo et al.
D538,756 S 3/2008 Mayo et al.
D564,978 S 3/2008 Koury et al.
D569,813 S 5/2008 Charleux et al.
D592,606 S 5/2009 Felegy, Jr. et al.
D592,608 S 5/2009 Felegy, Jr. et al.
D592,611 S 5/2009 Altonen et al.
D596,143 S 7/2009 Felegy, Jr. et al.
D602,878 S 10/2009 Coleman et al.
D604,702 S 11/2009 Felegy, Jr. et al.
D606,030 S 12/2009 Felegy, Jr. et al.
D608,305 S 1/2010 Alexanderson
D611,432 S 3/2010 Ducret
D614,589 S 4/2010 Altonen et al.
D615,046 S 5/2010 Felegy, Jr. et al.
D616,835 S 6/2010 Felegy, Jr. et al.
D616,836 S 6/2010 Felegy, Jr. et al.
D619,105 S 7/2010 Felegy, Jr. et al.

D619,106 S 7/2010 Felegy, Jr. et al.
D631,854 S 2/2011 Blair et al.
D631,855 S 2/2011 Blair et al.
D631,856 S 2/2011 Altonen et al.
D636,347 S * 4/2011 Felegy et al. D13/162
D636,348 S * 4/2011 Lind et al. D13/162
D636,349 S * 4/2011 Lind et al. D13/162

OTHER PUBLICATIONS

U.S. Appl. No. 29/360,752, filed Apr. 30, 2010, Felegy, Jr. et al.
U.S. Appl. No. 29/360,755, filed Apr. 30, 2010, Felegy, Jr. et al.
U.S. Appl. No. 29/360,782, filed Apr. 30, 2010, Lind, III et al.
U.S. Appl. No. 29/384,141, filed Jan. 27, 2011, Lind, III et al.
U.S. Appl. No. 29/384,146, filed Jan. 27, 2011, Lind, III et al.
U.S. Appl. No. 29/360,784, filed Apr. 30, 2010, Lind, III et al.
U.S. Appl. No. 29/384,980, filed Feb. 7, 2011, Lind, III et al.
U.S. Appl. No. 29/384,985, filed Feb. 7, 2011, Lind, III et al.
U.S. Appl. No. 29/384,988, filed Feb. 7, 2011, Lind, III et al.

* cited by examiner




Fig. 1

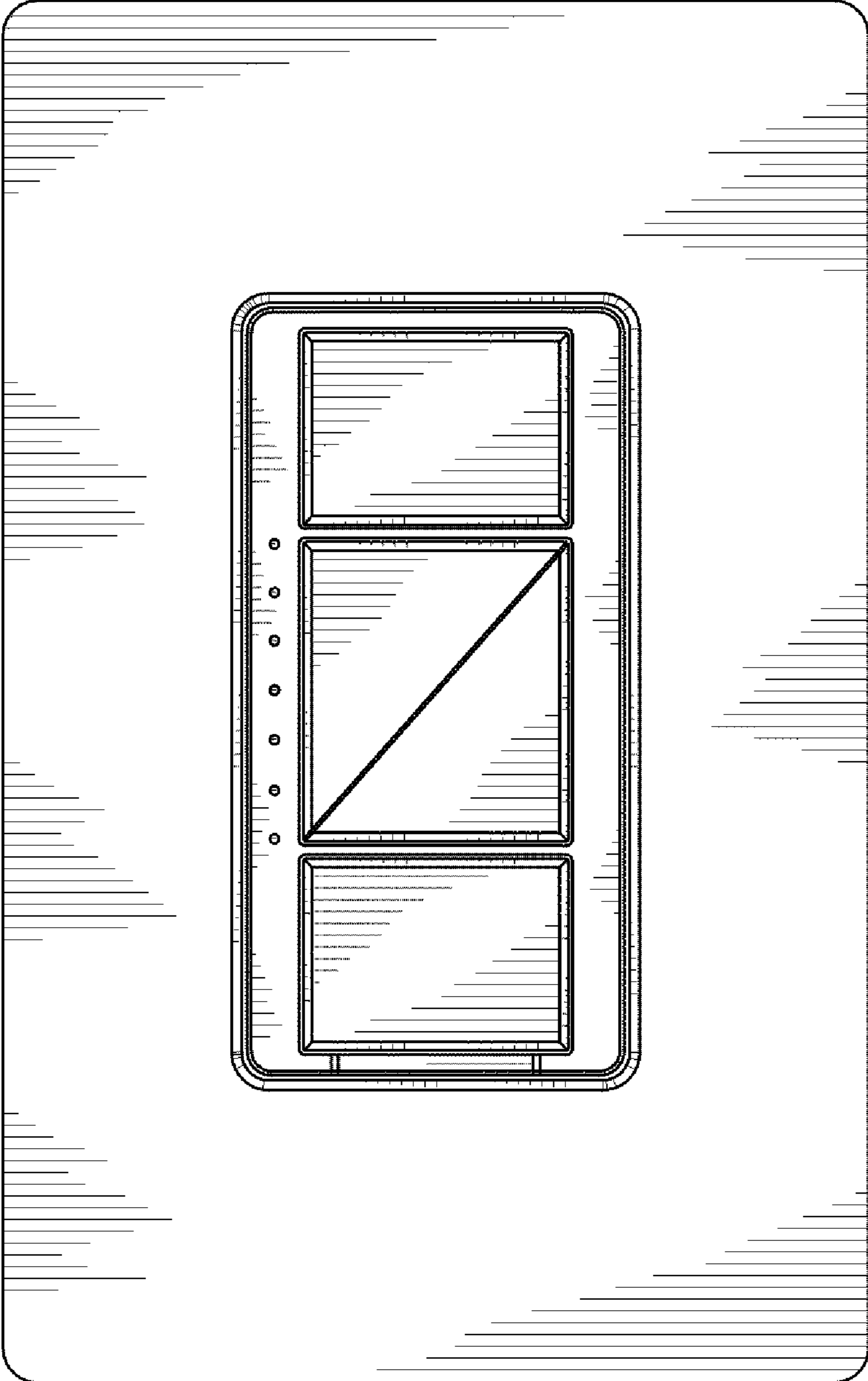


Fig. 2

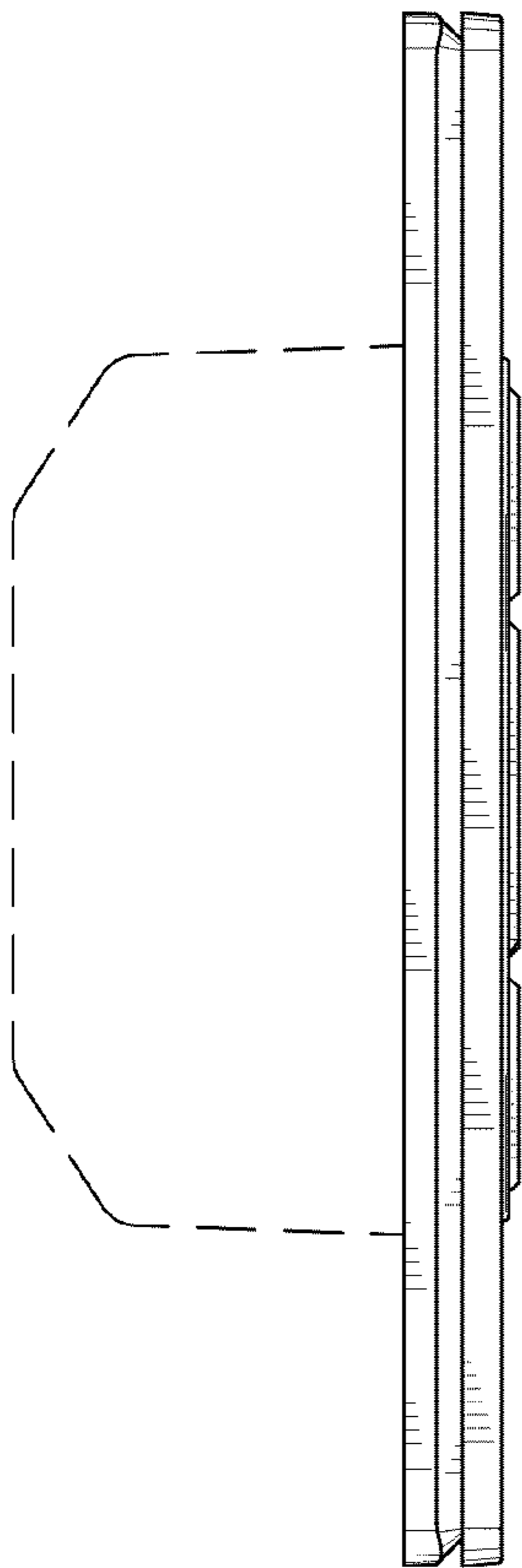


Fig. 3

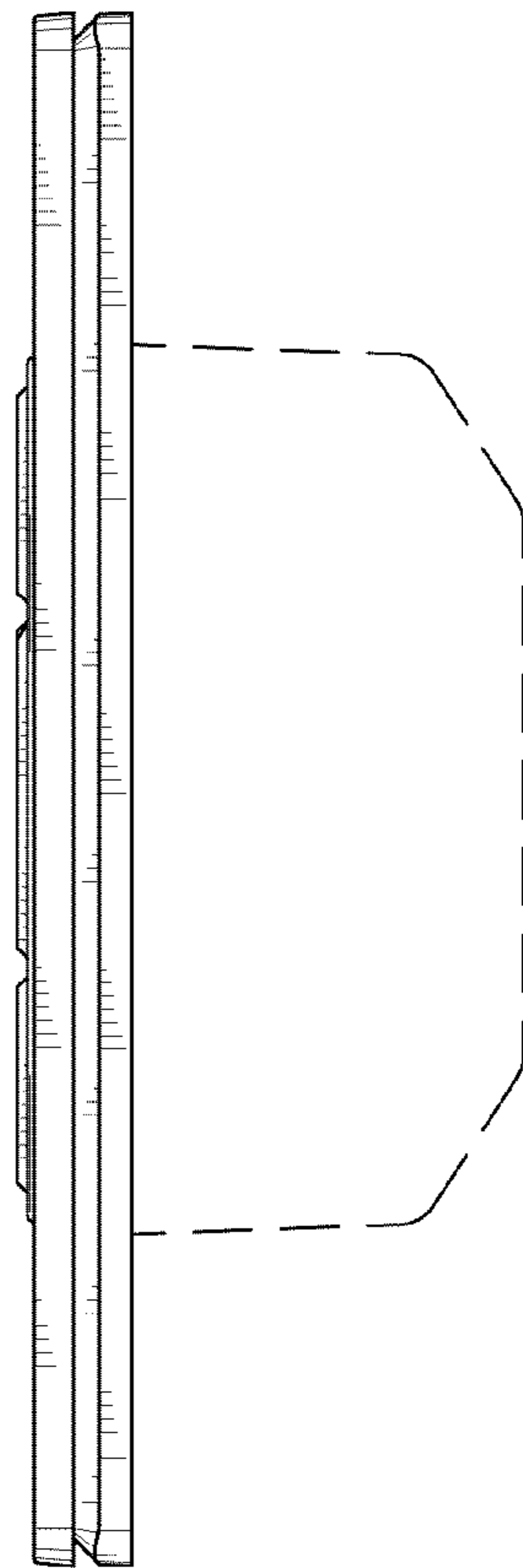


Fig. 4

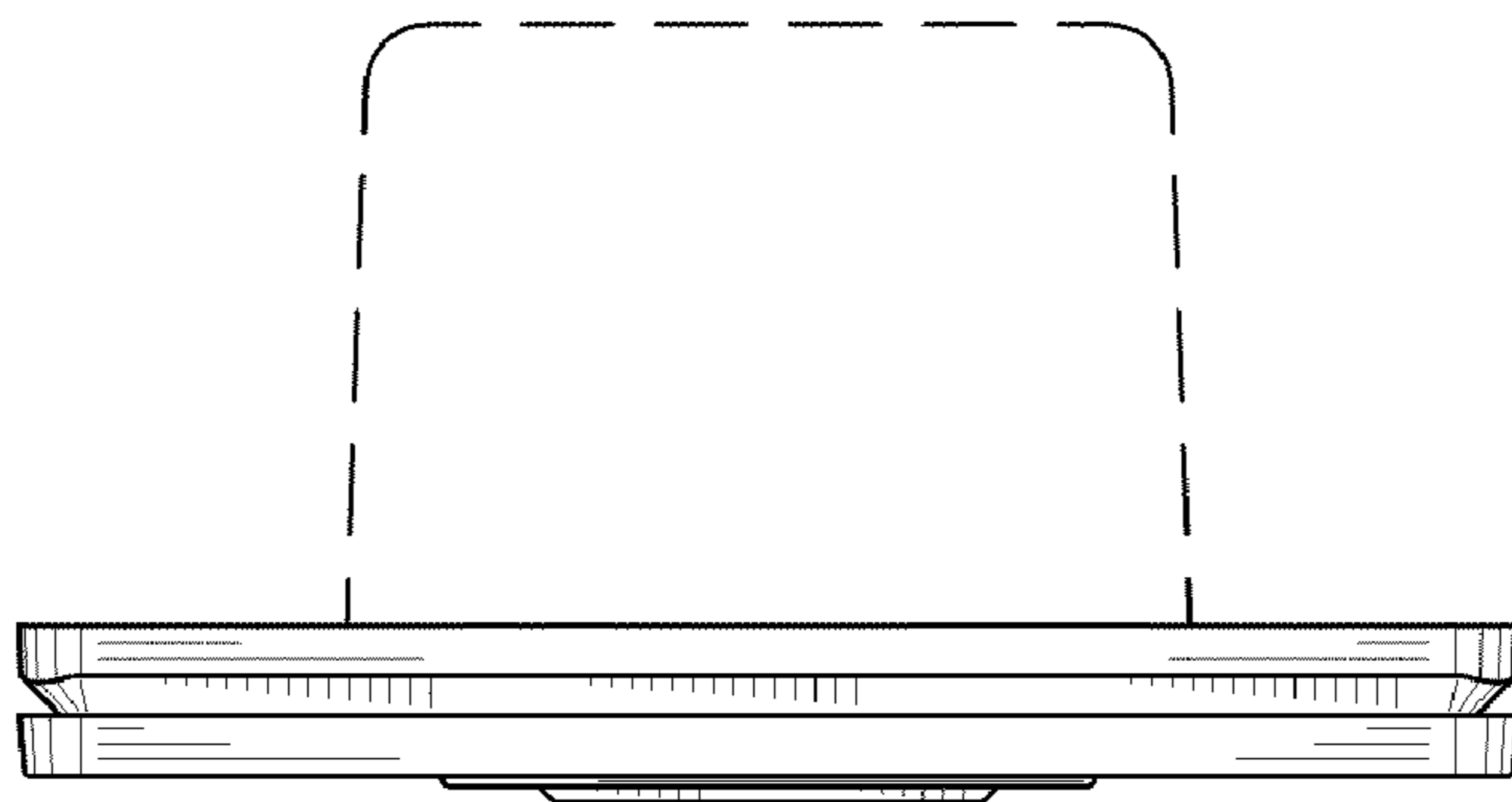


Fig. 5

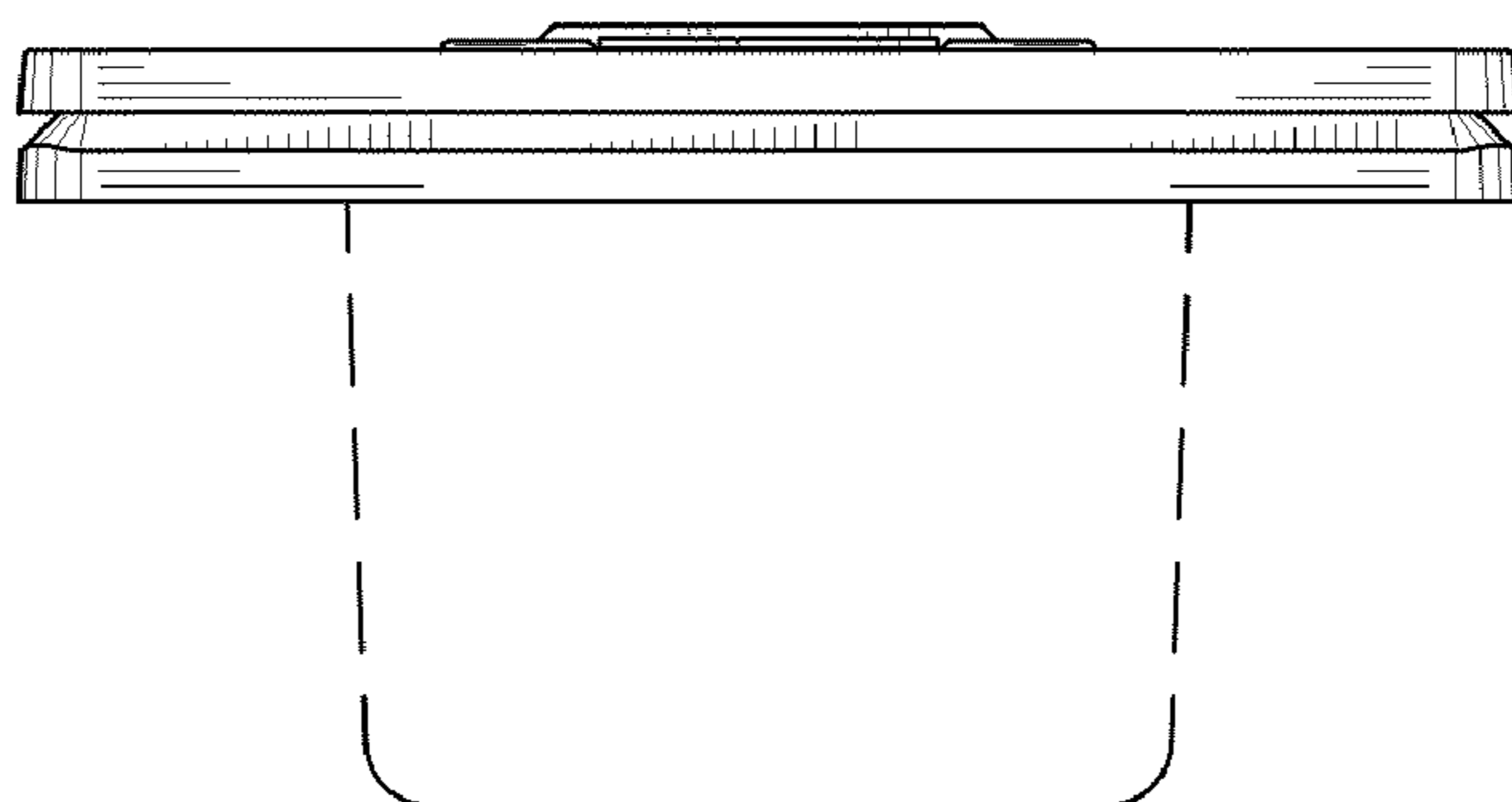


Fig. 6