



US00D645399S

(12) **United States Design Patent**
Kiwaki

(10) **Patent No.:** **US D645,399 S**

(45) **Date of Patent:** **** Sep. 20, 2011**

(54) **TREAD PORTION OF AN AUTOMOBILE TIRE**

(75) Inventor: **Yukihiro Kiwaki**, Chuo-ku (JP)

(73) Assignee: **Bridgestone Corporation**, Tokyo (JP)

(**) Term: **14 Years**

(21) Appl. No.: **29/387,581**

(22) Filed: **Mar. 15, 2011**

(30) **Foreign Application Priority Data**

Sep. 16, 2010 (JP) 2010-022377

(51) **LOC (9) Cl.** **12-15**

(52) **U.S. Cl.** **D12/602**

(58) **Field of Classification Search** D12/568-603,
D12/900-901, 564-567; 152/209.1-209.28,
152/455

See application file for complete search history.

(56) **References Cited**

U.S. PATENT DOCUMENTS

D283,502 S *	4/1986	Hinkel	D12/598
D303,944 S *	10/1989	Himuro et al.	D12/596
D309,591 S *	7/1990	Guermendi et al.	D12/600
D368,245 S *	3/1996	Miyazaki	D12/602
D380,999 S *	7/1997	Lurois et al.	D12/602
D385,520 S *	10/1997	Scheuren et al.	D12/602

D395,414 S *	6/1998	Grosskopf et al.	D12/602
D409,122 S *	5/1999	Kemp et al.	D12/602
D444,432 S *	7/2001	Warchol	D12/602
D457,128 S *	5/2002	Robert et al.	D12/602
D493,415 S *	7/2004	Noailly	D12/579
D499,068 S *	11/2004	Thomas et al.	D12/602
D502,683 S *	3/2005	Pang et al.	D12/602
D514,504 S *	2/2006	Robert	D12/602
D598,369 S *	8/2009	Beha	D12/602
D618,613 S *	6/2010	Vandaele et al.	D12/600
D636,722 S *	4/2011	Davidson et al.	D12/602
D637,550 S *	5/2011	Nakamizo	D12/602

* cited by examiner

Primary Examiner — Stacia Cadmus

(74) *Attorney, Agent, or Firm* — Sughrue Mion, PLLC

(57) **CLAIM**

The ornamental design for a tread portion of an automobile tire, as shown and described.

DESCRIPTION

FIG. 1 is a perspective view of a tread portion of an automobile tire;

FIG. 2 is a front view thereof;

FIG. 3 is a left side view thereof;

FIG. 4 is a fragmentary enlarged view showing the details of the tread portion; and,

FIG. 5 is an end view taken along line 5-5 in FIG. 4.

Broken lines are used to show portions of the tire other than the tread portion, and thus form no part of the claimed design.

1 Claim, 5 Drawing Sheets

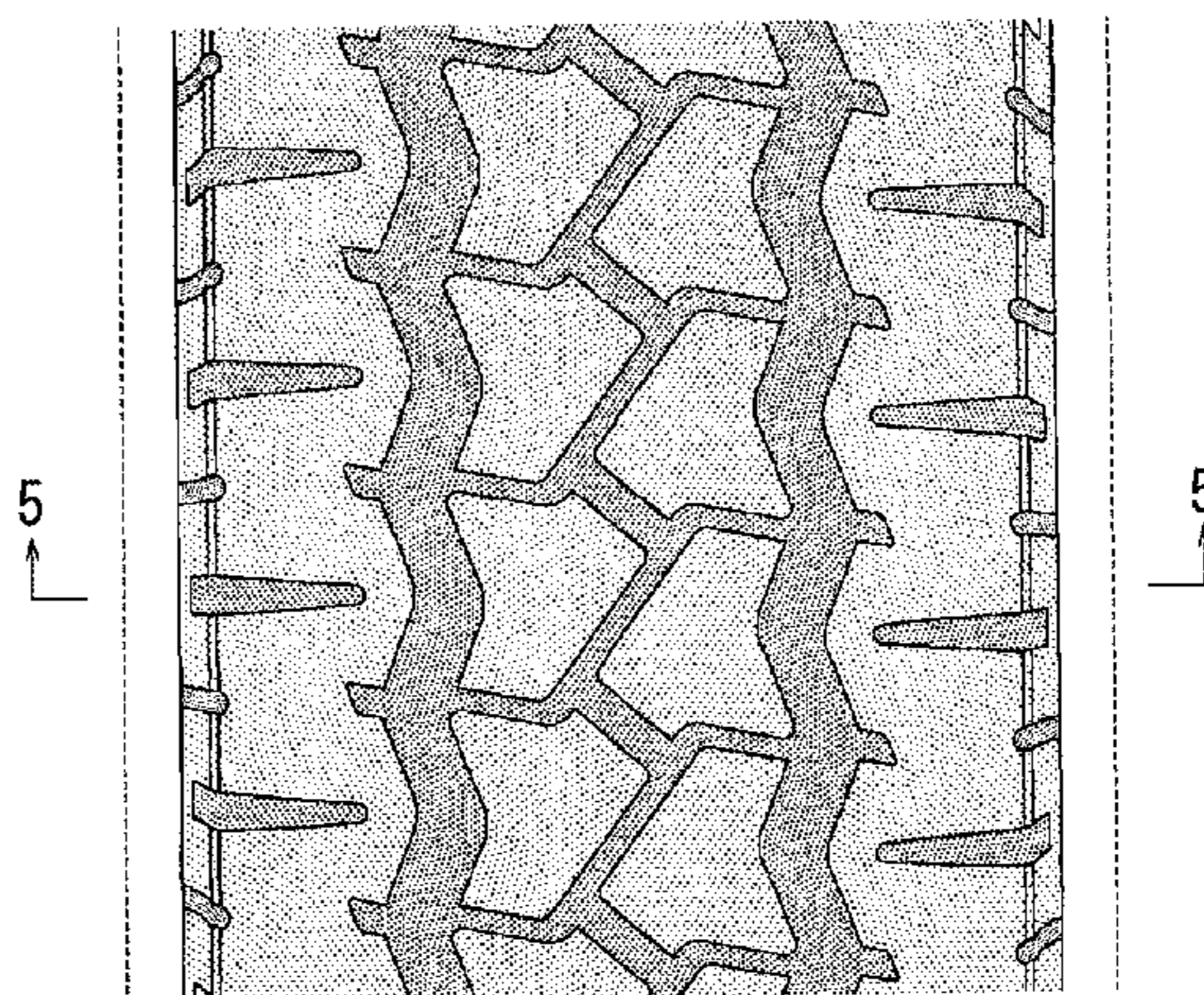



FIG. 1

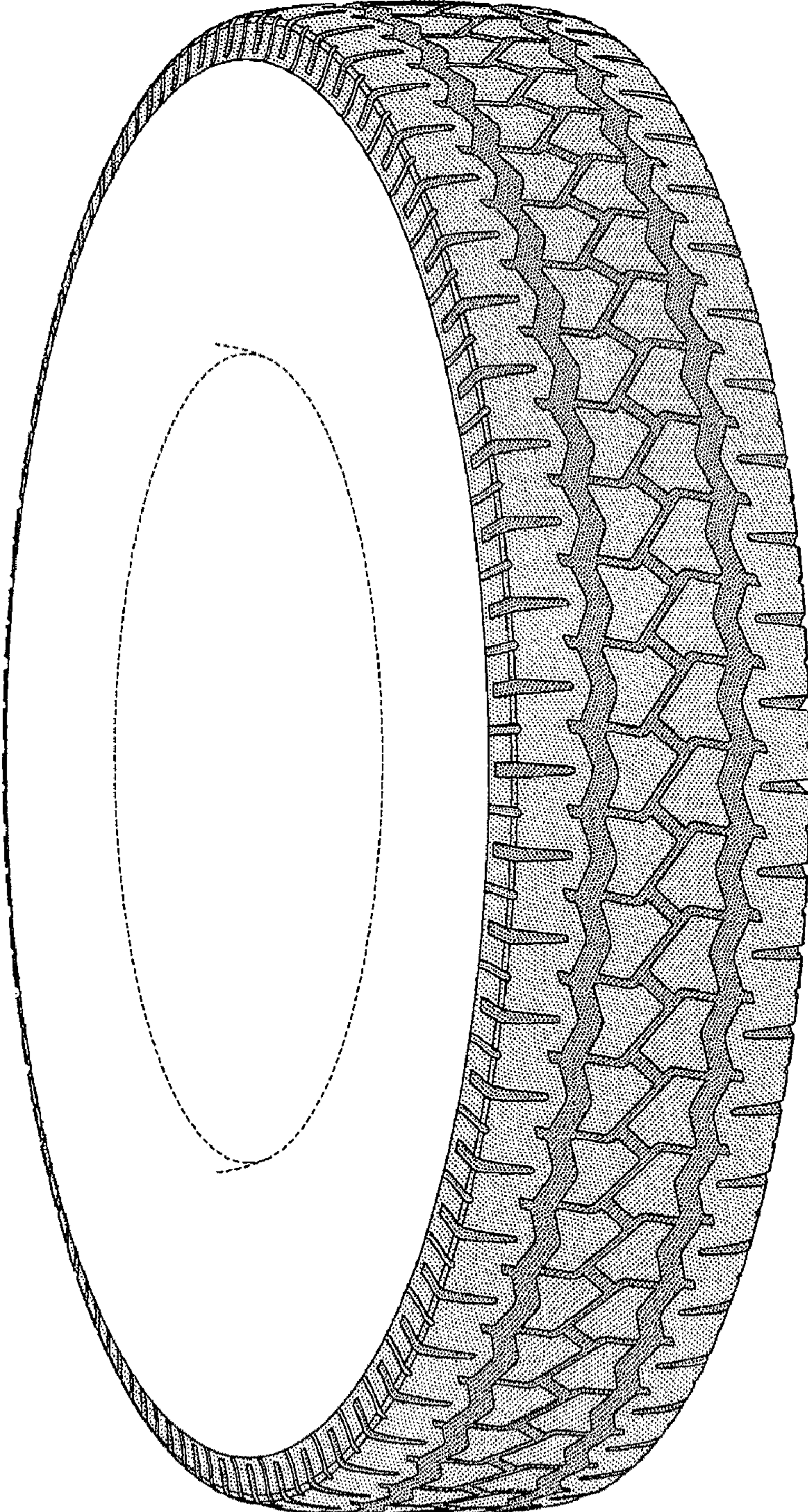


FIG. 2

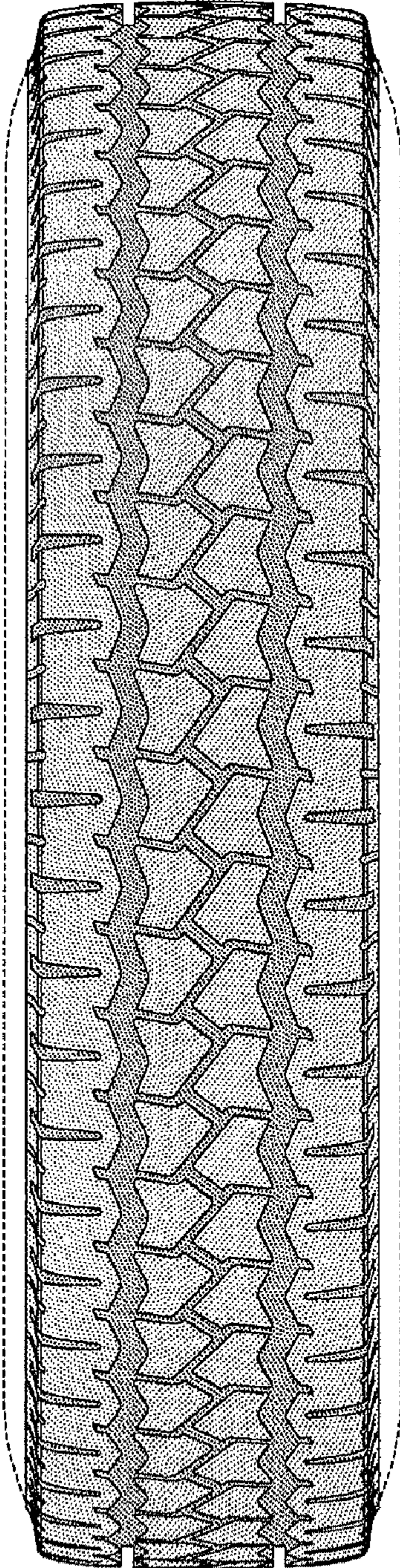


FIG. 3

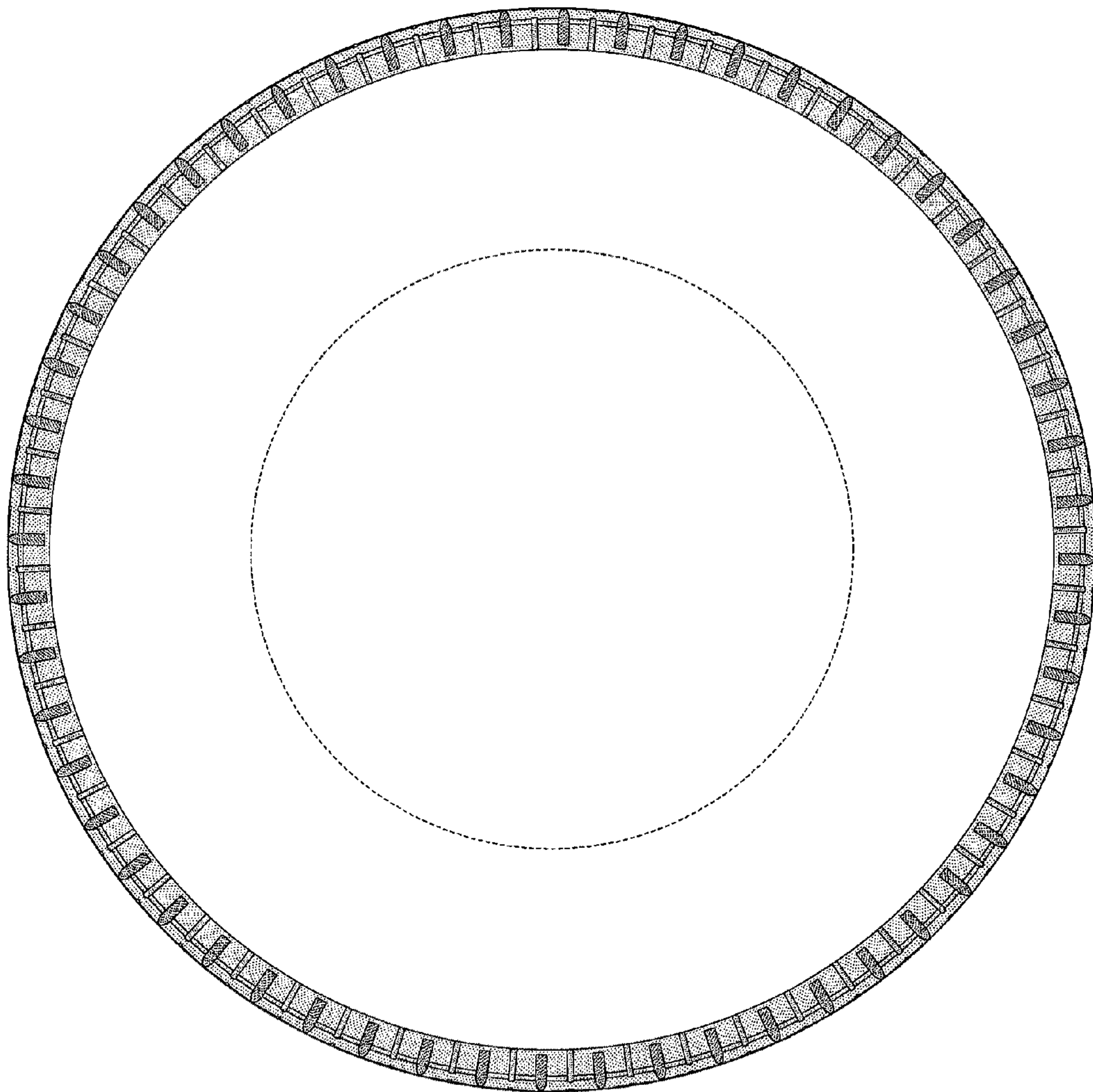


FIG. 4

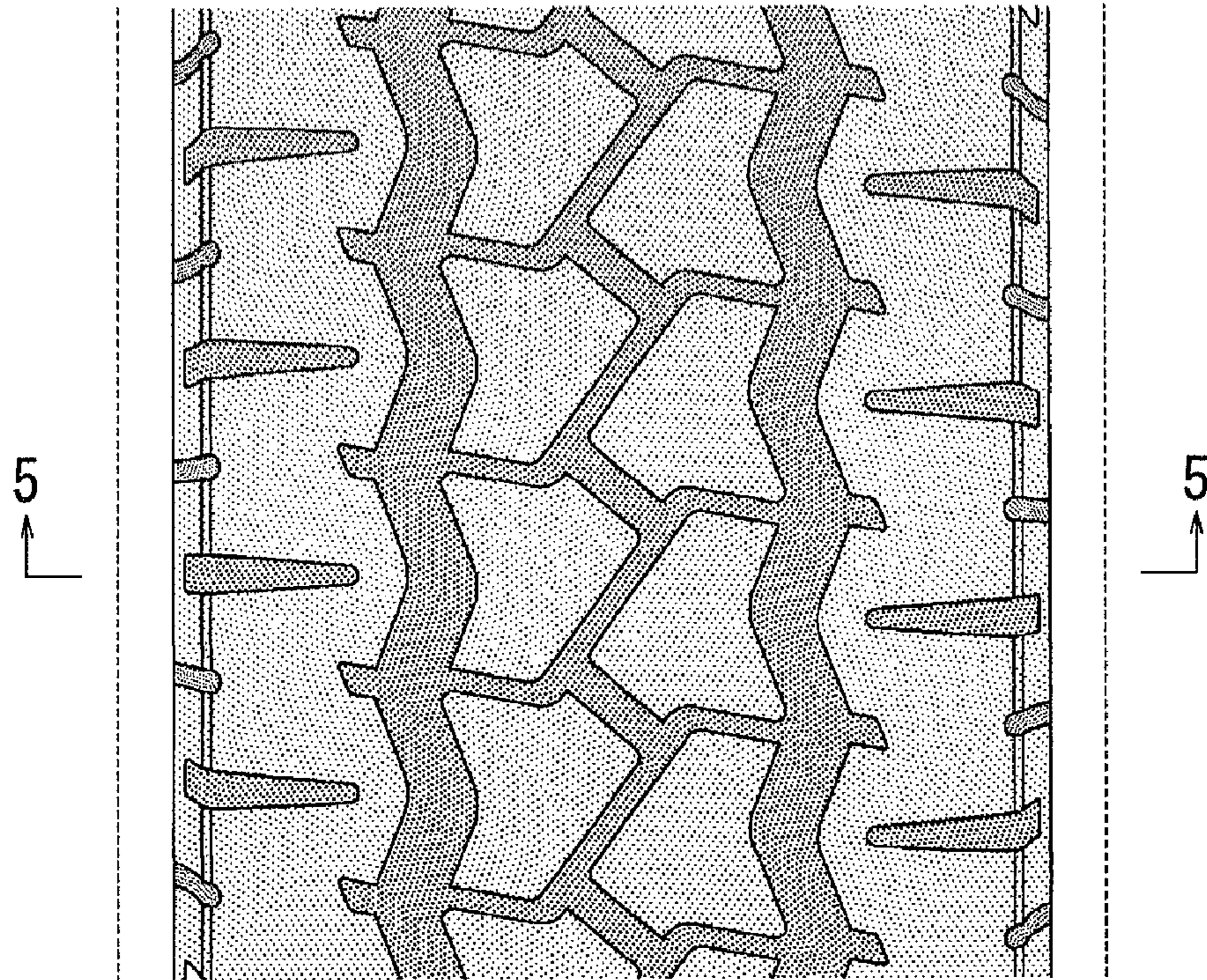


FIG. 5

