



US00D645394S

(12) **United States Design Patent**
De Staercke et al.

(10) **Patent No.:** **US D645,394 S**

(45) **Date of Patent:** **** Sep. 20, 2011**

(54) **TIRE TREAD**

(75) Inventors: **Gildas Yvon De Staercke**, Simpsonville, SC (US); **Joseph A. Stain**, Shelby, NC (US); **Kevin Ray Reim**, Simpsonville, SC (US)

(73) Assignees: **Michelin Recherche et Technique**, Granges-Paccot (CH); **Societe de Technologie Michelin**, Clermont-Ferrand (FR)

(**) Term: **14 Years**

(21) Appl. No.: **29/359,795**

(22) Filed: **Apr. 15, 2010**

(51) **LOC (9) Cl.** **12-16**

(52) **U.S. Cl.** **D12/583**

(58) **Field of Classification Search** D12/582-585;
152/209.1, 209.12, 209.18, 209.25

See application file for complete search history.

(56) **References Cited**

U.S. PATENT DOCUMENTS

D444,424 S *	7/2001	Habay	D12/588
D460,405 S *	7/2002	Schmidt	D12/583
D535,939 S	1/2007	Gordon et al.		
D555,080 S	11/2007	Radulescu		

D601,083 S	9/2009	Williamson et al.		
D615,027 S *	5/2010	Williamson et al.	D12/583
D619,083 S *	7/2010	Reim et al.	D12/583

OTHER PUBLICATIONS

Michelin XDN2 (webpage attached).
Michelin XDN2, www.michelintruck.com, at least as of Apr. 13, 2010, 1 pg.

* cited by examiner

Primary Examiner — Richard E Chilcot

Assistant Examiner — George D Kirschbaum

(74) *Attorney, Agent, or Firm* — Dority & Manning, P.A.

(57) **CLAIM**

The ornamental design for a tire tread, as shown and described.

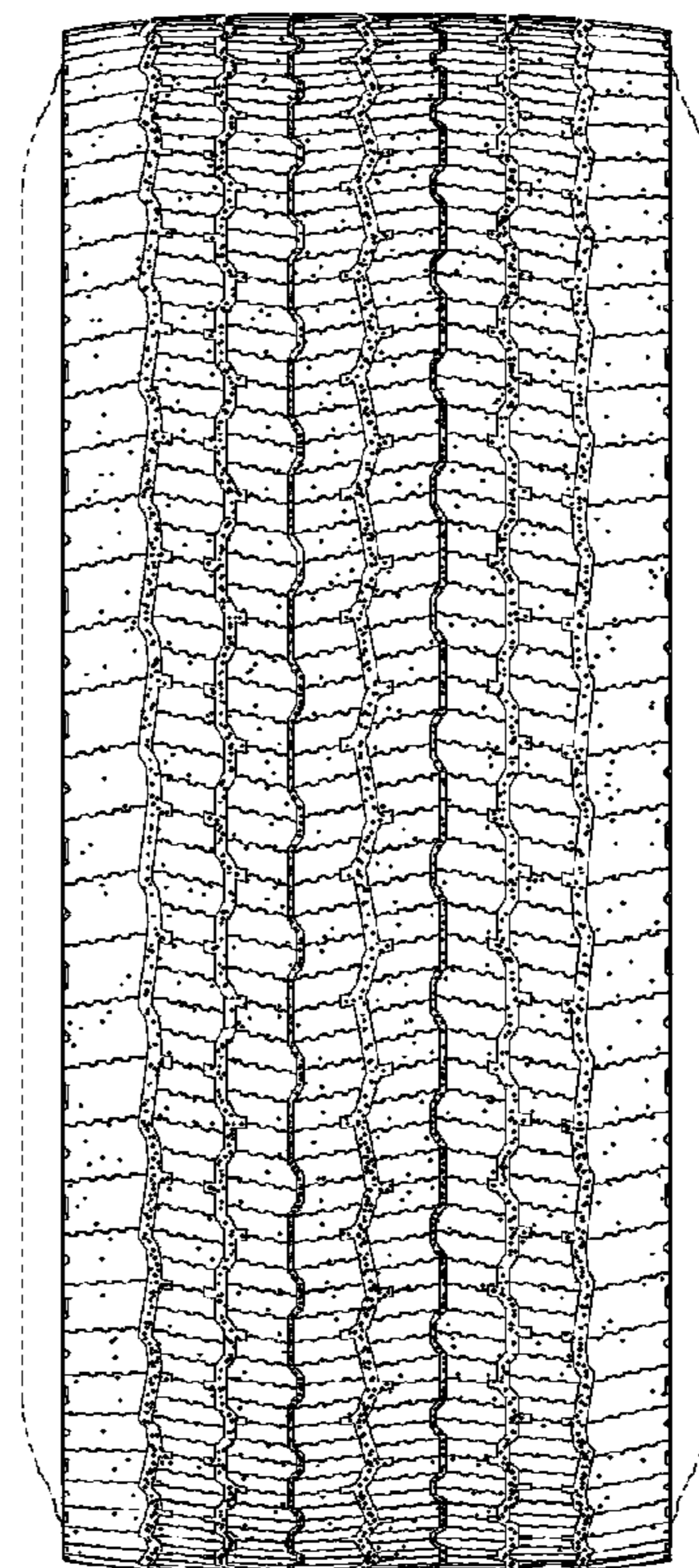
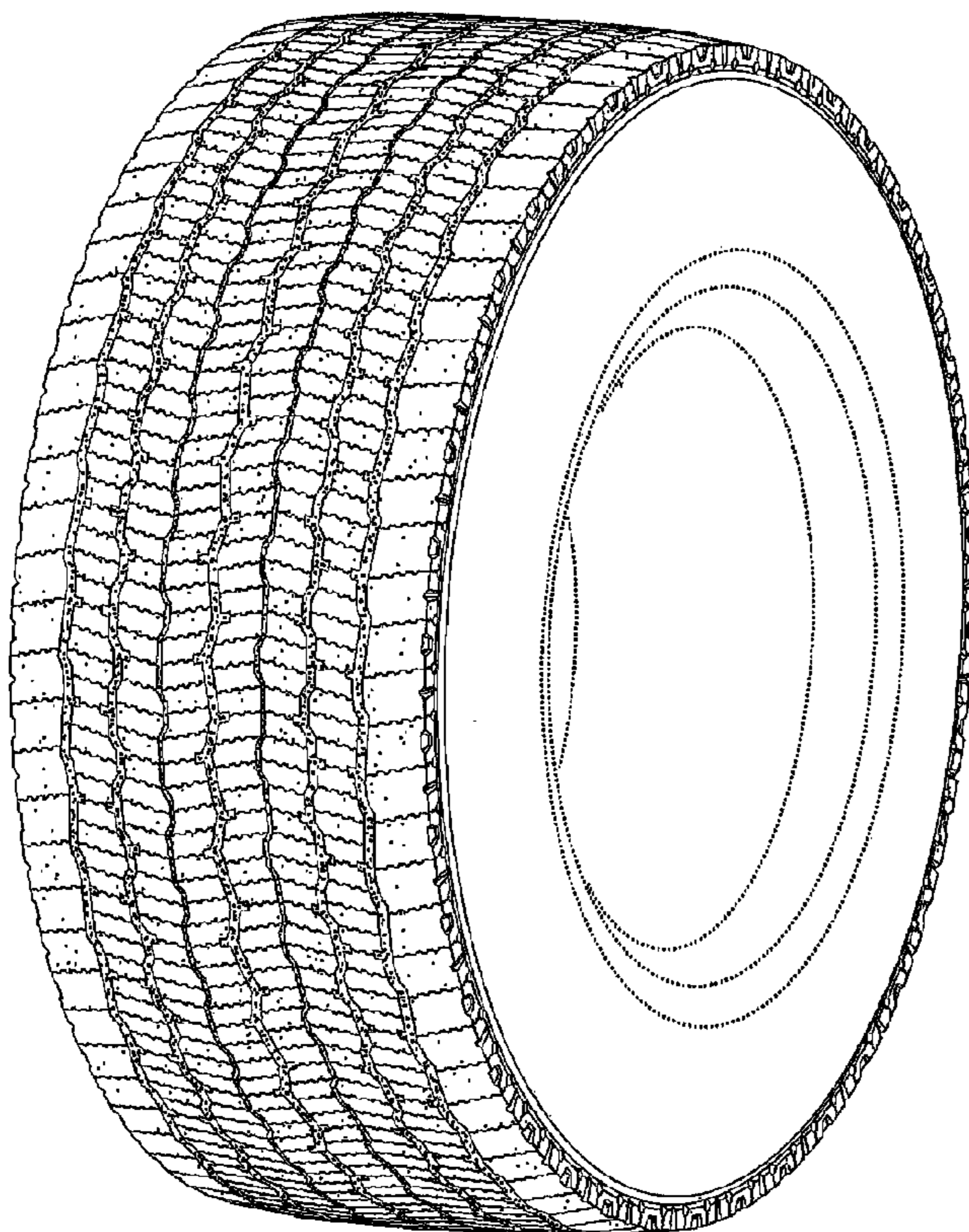
DESCRIPTION

FIG. 1 is a perspective view of a tire tread showing our new design, it being understood that the tread pattern repeats circumferentially throughout the outer circumference and shoulder of the tire, the opposite side perspective being identical thereto;

FIG. 2 is a front elevation view thereof; and, FIG. 3 is a side elevation view of the right side thereof.

In the drawings, the dark stippled surface shading represents the recessed groove portions of the tire tread having a depth as best illustrated along the top and bottom edges of FIG. 2. In the drawings, the broken line disclosure of the tire sidewall and inner bead depicts environmental structure and forms no part of the claimed design.

1 Claim, 3 Drawing Sheets



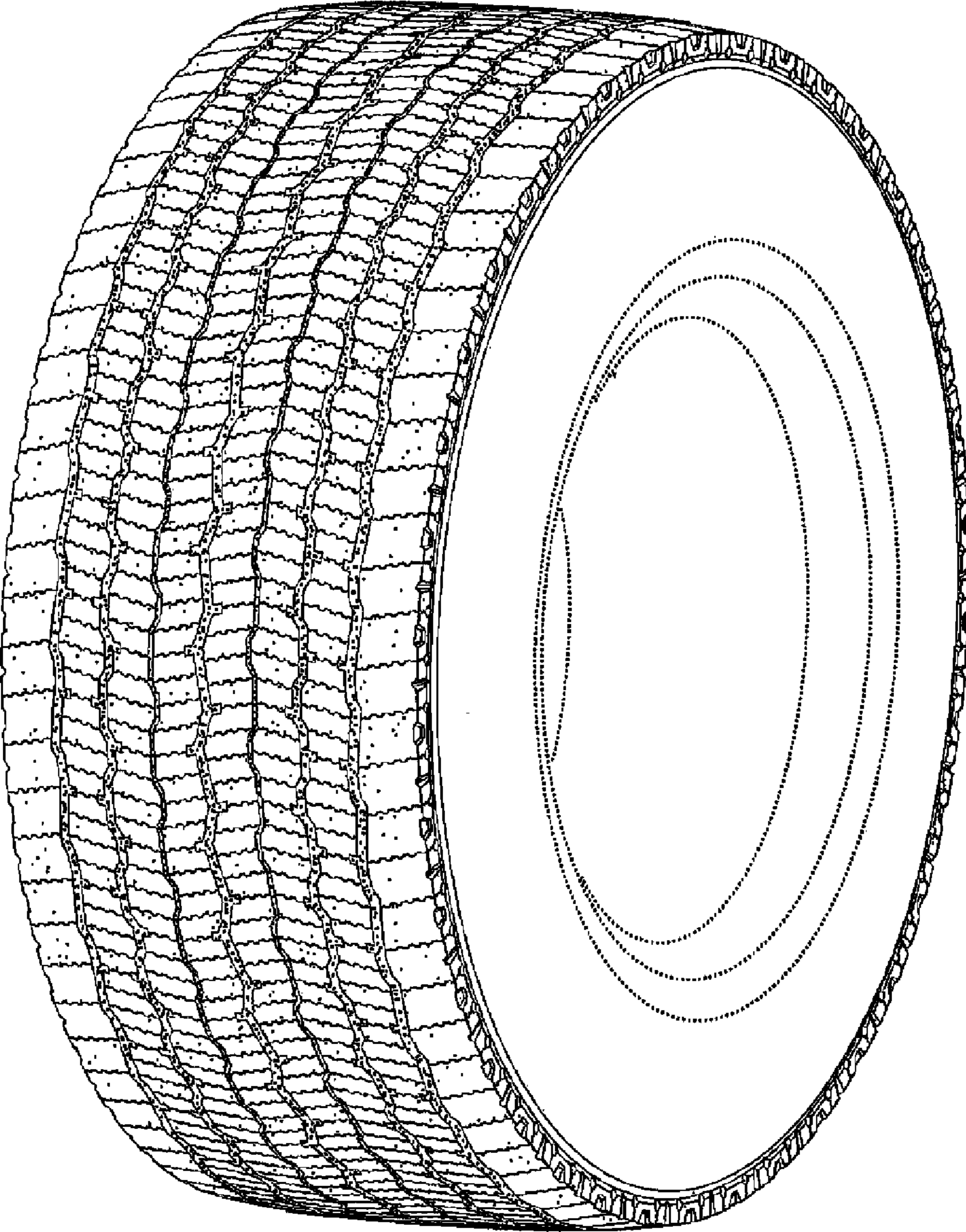


FIG. 1

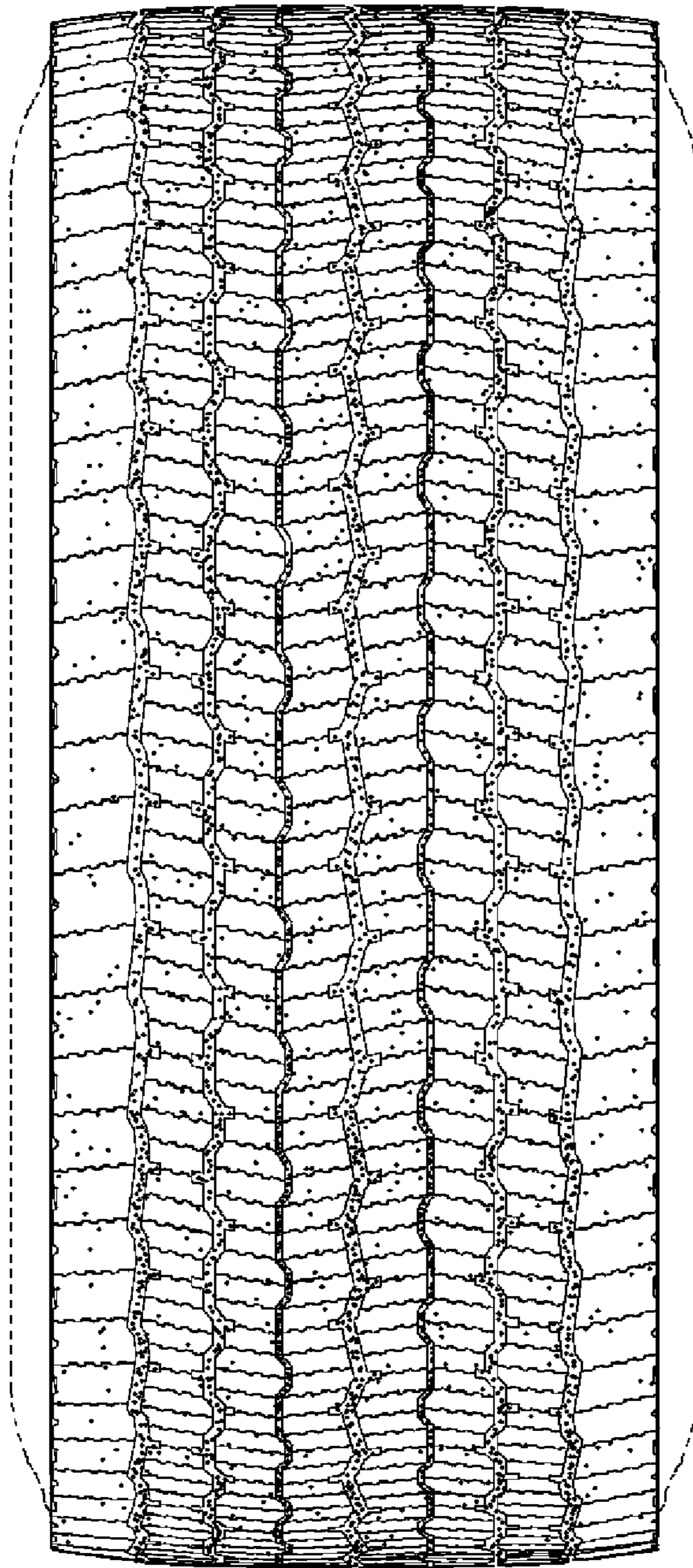


FIG.2




FIG.3