



US00D645386S

(12) **United States Design Patent**  
**Hu**

(10) **Patent No.:** **US D645,386 S**

(45) **Date of Patent:** **\*\* Sep. 20, 2011**

(54) **LICENSE PLATE FRAME**

(76) Inventor: **Ming-Liang Hu**, Tainan (TW)

(\*\*) Term: **14 Years**

(21) Appl. No.: **29/392,614**

(22) Filed: **May 24, 2011**

(51) **LOC (9) Cl.** ..... **12-16**

(52) **U.S. Cl.** ..... **D12/193**

(58) **Field of Classification Search** ..... D12/193;  
D6/300-302, 310-314; 40/200-204, 207-214;  
D20/13

See application file for complete search history.

(56) **References Cited**

U.S. PATENT DOCUMENTS

D377,161 S *	1/1997	Shuen	.....	D12/193
D397,074 S *	8/1998	Wang	.....	D12/193
D411,500 S *	6/1999	Steinhagen	.....	D12/193
D469,392 S *	1/2003	Ohm et al.	.....	D12/193

D564,430 S *	3/2008	Hu	.....	D12/193
D599,725 S *	9/2009	Hu	.....	D12/193
D619,948 S *	7/2010	Lee	.....	D12/193

\* cited by examiner

*Primary Examiner* — Stacia Cadmus

(74) *Attorney, Agent, or Firm* — Whyte Hirschboeck Dudek SC


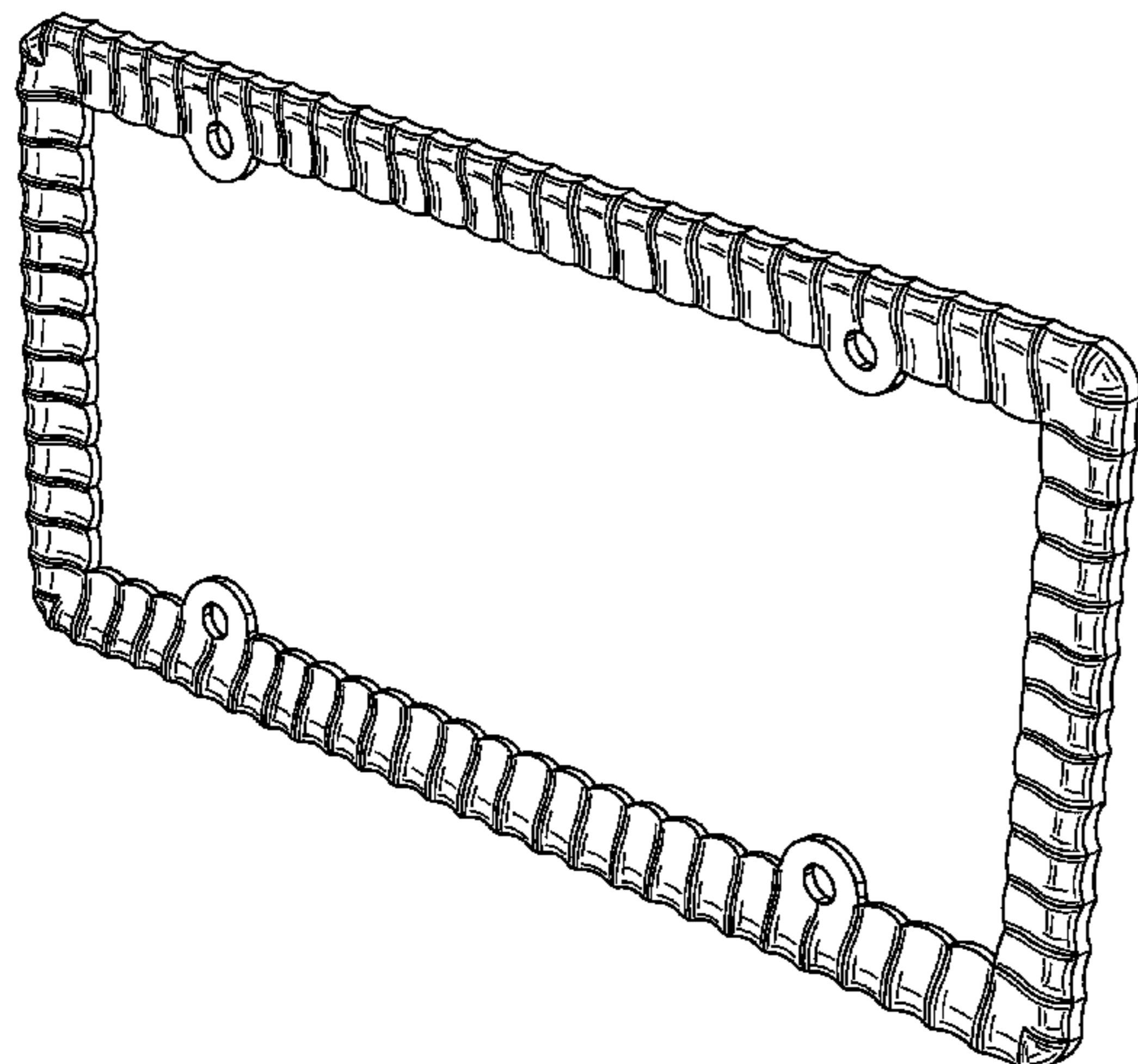
(57) **CLAIM**

The ornamental design for license plate frame, as shown and described.

**DESCRIPTION**

FIG. 1 is a perspective view of license plate frame showing my new design;  
FIG. 2 is a front elevational view thereof;  
FIG. 3 is a rear elevational view thereof;  
FIG. 4 is a left side elevational view thereof;  
FIG. 5 is a right side elevational view thereof;  
FIG. 6 is a top plan view thereof; and,  
FIG. 7 is a bottom plan view thereof.

**1 Claim, 5 Drawing Sheets**



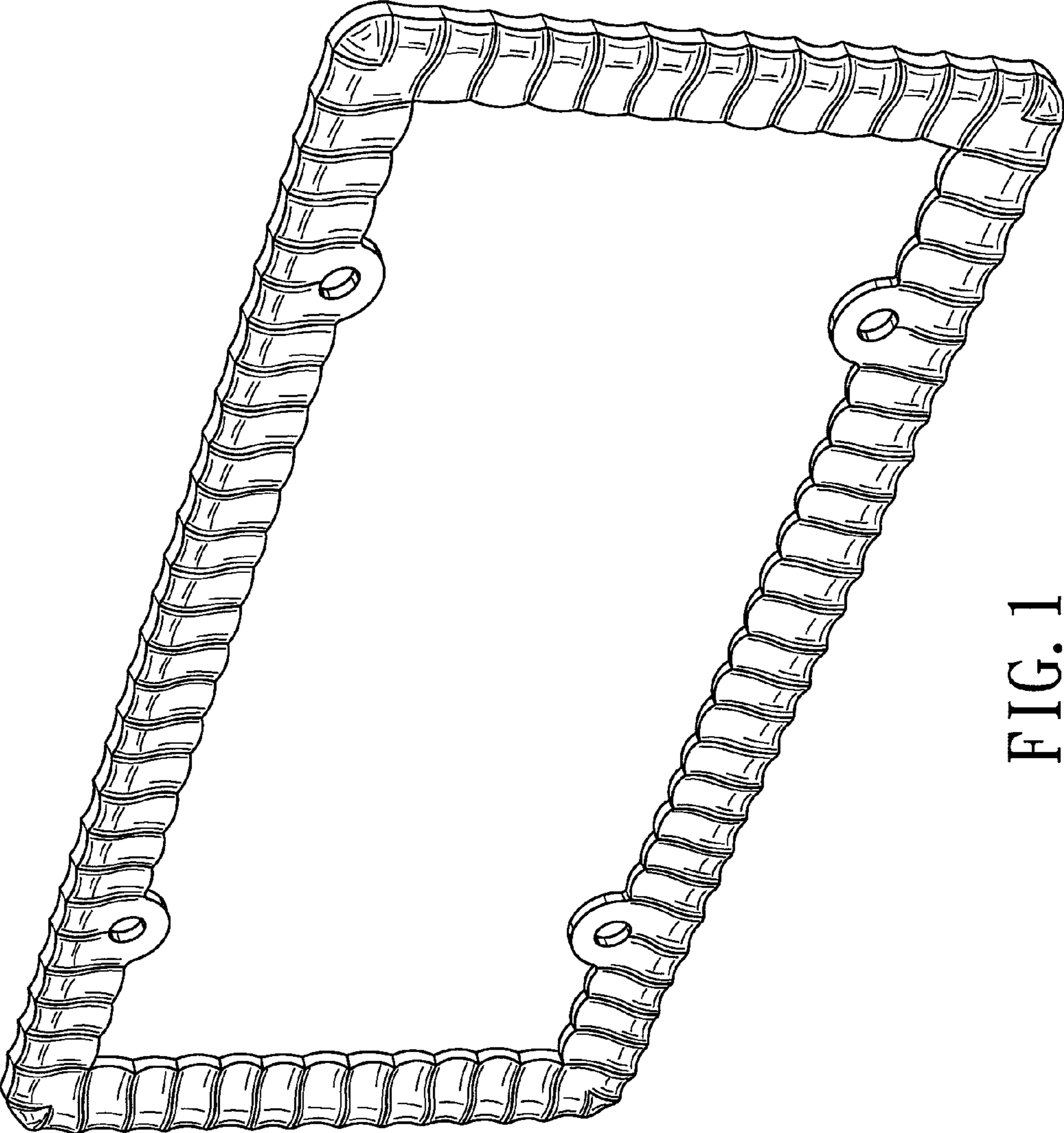


FIG. 1

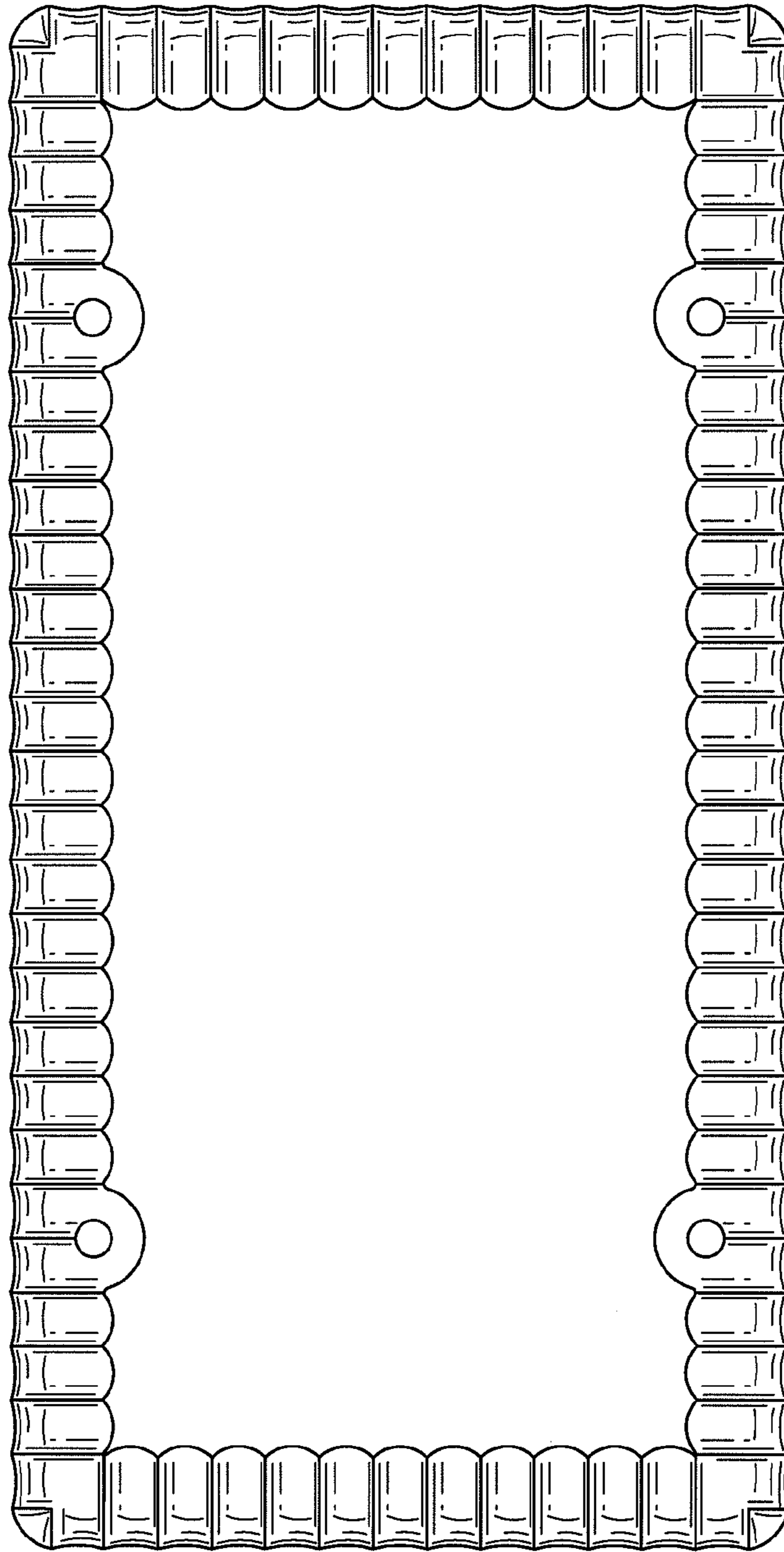


FIG. 2




FIG. 3



FIG. 5



FIG. 4



FIG. 6



FIG. 7