

US00D645383S

(12) **United States Design Patent**
Mochizuki

(10) **Patent No.:** **US D645,383 S**

(45) **Date of Patent:** **** Sep. 20, 2011**

(54) **MOTOR VEHICLE AND/OR TOY REPLICA THEREOF**

D630,133 S * 1/2011 Eum D12/91
D633,009 S * 2/2011 Matei et al. D12/91
D633,822 S * 3/2011 Cha, II D12/91

(75) Inventor: **Robert Seiji Mochizuki**, Newport Beach, CA (US)

(73) Assignee: **Toyota Jidosha Kabushiki Kaisha** (JP)

(**) Term: **14 Years**

(21) Appl. No.: **29/381,120**

(22) Filed: **Dec. 15, 2010**

(30) **Foreign Application Priority Data**

Nov. 16, 2010 (JP) 2010-027548

(51) **LOC (9) Cl.** **12-16**

(52) **U.S. Cl.** **D12/164**

(58) **Field of Classification Search** D12/86,
D12/90-92, 88, 164; D21/424, 433, 434;
296/181.1, 181.5

See application file for complete search history.

(56) **References Cited**

U.S. PATENT DOCUMENTS

D619,508 S * 7/2010 Choi et al. D12/164
D622,644 S * 8/2010 Koyama et al. D12/164
D629,725 S * 12/2010 Reichman et al. D12/164

OTHER PUBLICATIONS

Nissan Leaf, Nissan, Auto Blog, <http://www.autoblog.com/photos/2011-nissan-leaf-first-drive/med/#3207832>, Jul. 27, 2010.
Chevrolet Volt, Chevrolet, Auto Blog, <http://www.autoblog.com/photos/2011-chevrolet-volt-first-drive/med/#3485118>, Oct. 20, 2010.

* cited by examiner

Primary Examiner — Melody N Brown

(74) *Attorney, Agent, or Firm* — SAIDMAN DesignLaw Group

(57) **CLAIM**


The ornamental design for a motor vehicle and/or toy replica thereof, as shown and described.

DESCRIPTION

FIG. 1 is a left, front perspective view of a motor vehicle and/or toy replica thereof showing my new design;
FIG. 2 is a right, front perspective view thereof;
FIG. 3 is a front view thereof;
FIG. 4 is a rear view thereof;
FIG. 5 is a top view thereof;
FIG. 6 is a right side view thereof; and,
FIG. 7 is a left side view thereof.

The claimed design is indicated by the relatively dark portions in the figures, while the relatively light portions are environmental and form no part of the claimed design.

1 Claim, 2 Drawing Sheets






FIG. 1

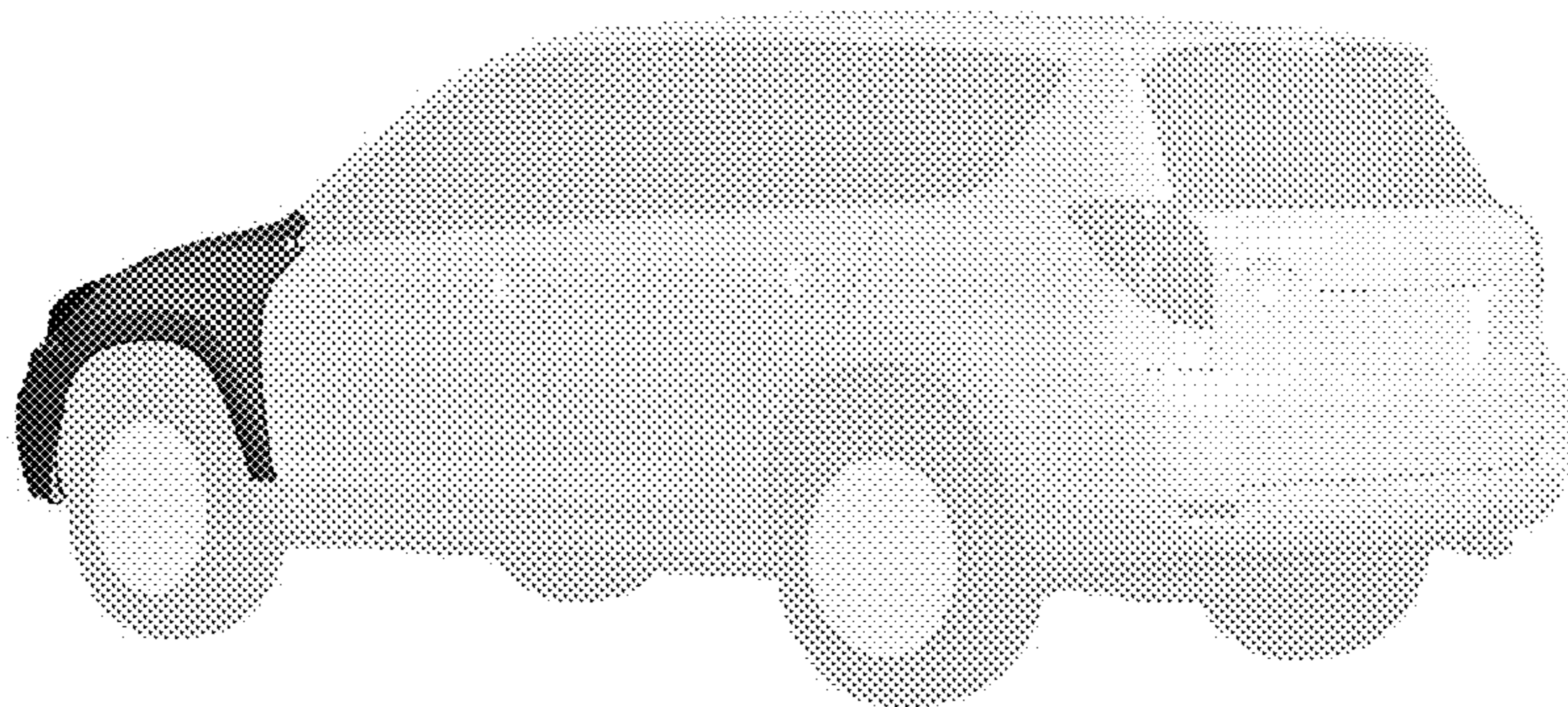


FIG. 2

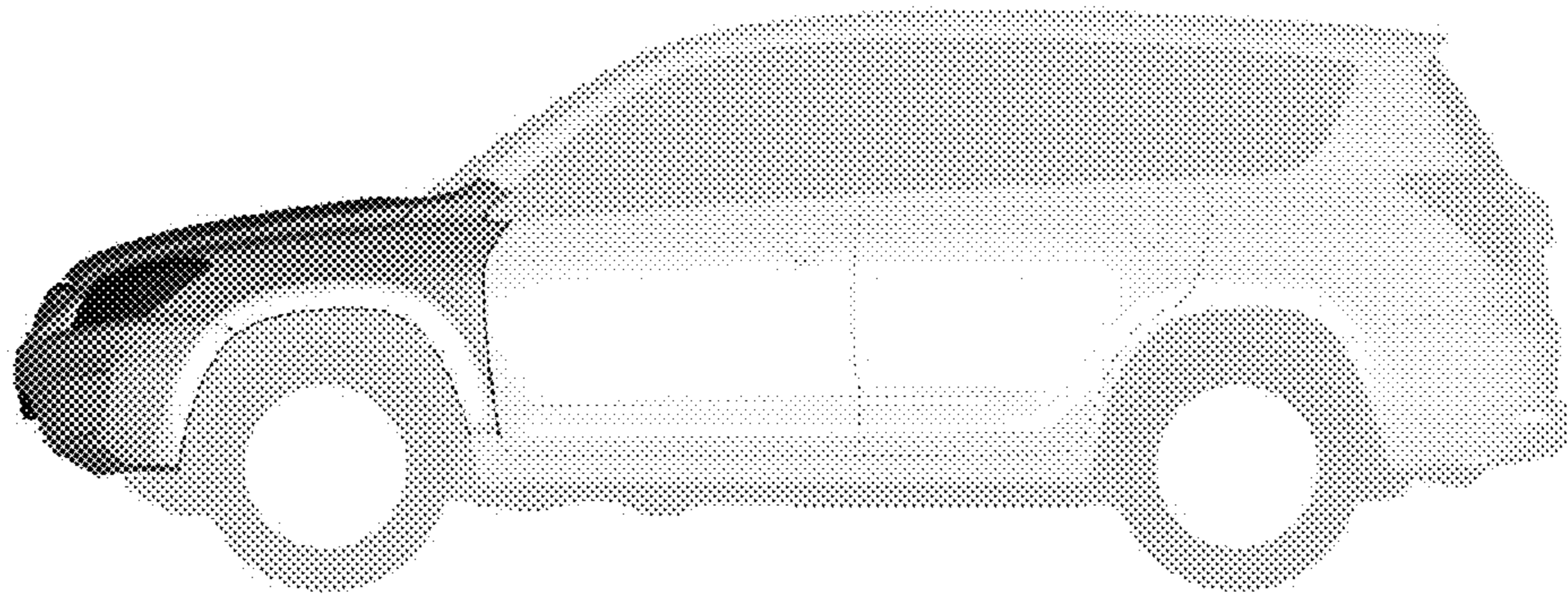


FIG. 3

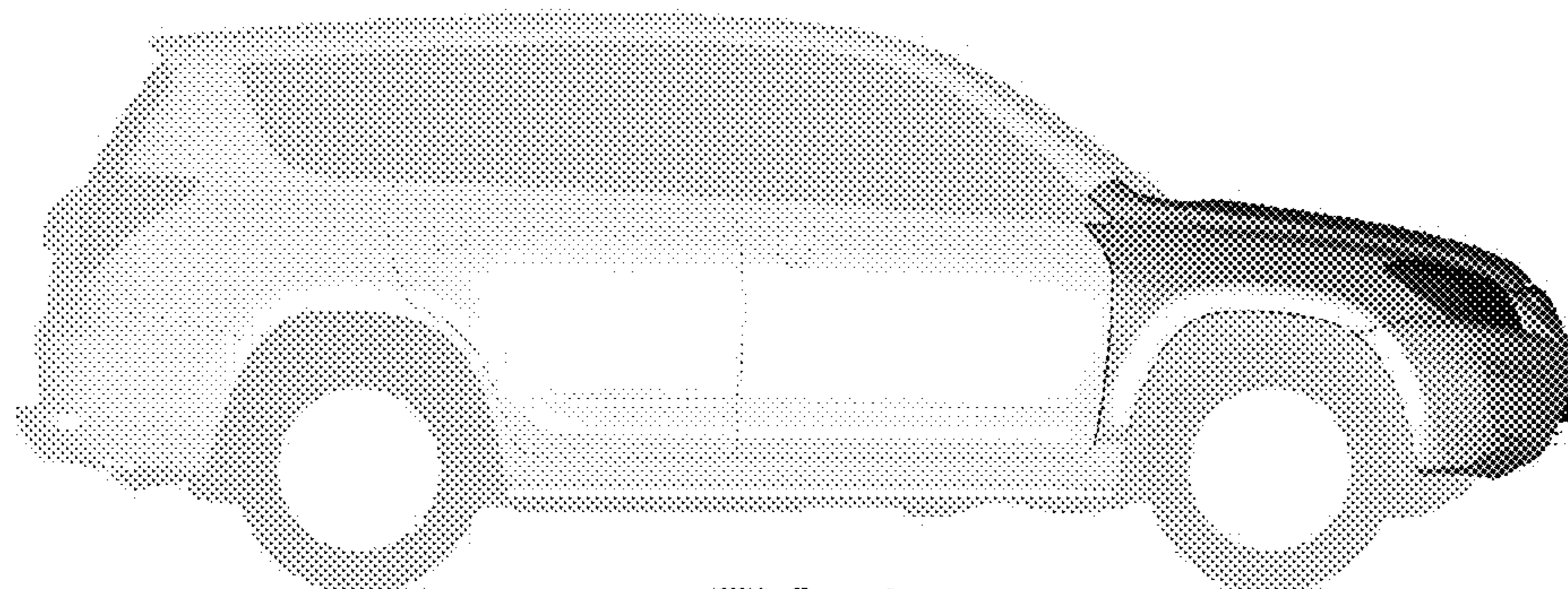


FIG. 4




FIG. 5




FIG. 6




FIG. 7