



US00D645375S

(12) **United States Design Patent**  
**Alpert et al.**

(10) **Patent No.:** **US D645,375 S**  
(45) **Date of Patent:** **\*\* Sep. 20, 2011**

(54) **JEWELRY BRACELET**

(75) Inventors: **Yuval Alpert**, New York, NY (US);  
**Danna Kobo**, New York, NY (US)

(73) Assignee: **Ruby Kobo Inc.**, New York, NY (US)

(\*\*) Term: **14 Years**

(21) Appl. No.: **29/361,729**

(22) Filed: **May 14, 2010**

(51) **LOC (9) Cl.** ..... **11-01**

(52) **U.S. Cl.** ..... **D11/3; D11/16**

(58) **Field of Classification Search** ..... D11/1,  
D11/4, 5, 6, 11, 12, 15, 17, 21, 22, 25, 93,  
D11/94, 192, 3, 86; D10/32; D3/207; 63/11,  
63/7, 3.1, 3.2, 4, 5.1, 5.2; 362/104, 571;  
40/633

See application file for complete search history.

(56) **References Cited**

**U.S. PATENT DOCUMENTS**

D32,439 S *	4/1900	Gay	.....	D6/491
D42,643 S *	6/1912	Meyers	.....	D11/90
D76,139 S *	8/1928	Kinsley	.....	D11/3
D132,457 S *	5/1942	Nathan	.....	D11/75
D152,127 S *	12/1948	Philippe	.....	D11/16
D158,711 S *	5/1950	Bogoff	.....	D11/16
D160,141 S *	9/1950	Bogoff	.....	D11/16
D160,142 S *	9/1950	Bogoff	.....	D11/16
D172,704 S *	7/1954	Chernow	.....	D11/16

D174,853 S *	5/1955	Chernow	.....	D11/16
D358,562 S *	5/1995	Bulgari	.....	D11/6
D423,976 S *	5/2000	Itzkowitz	.....	D11/34
D447,716 S *	9/2001	Itzkowitz	.....	D11/26
D469,374 S *	1/2003	Calvani et al.	.....	D11/16
D535,905 S *	1/2007	Emelyanov	.....	D11/12
D548,432 S *	8/2007	Martin	.....	D2/946
D550,430 S *	9/2007	Martin, Jr.	.....	D2/946
D574,289 S *	8/2008	Karavani	.....	D11/91
D587,433 S *	3/2009	Ratcliff	.....	D2/706
D592,537 S *	5/2009	Darnell	.....	D11/3
D620,831 S *	8/2010	Cervone	.....	D11/3
D630,962 S *	1/2011	Papadimitriou	.....	D11/3

\* cited by examiner

*Primary Examiner* — Austin Murphy

(74) *Attorney, Agent, or Firm* — Levisohn Berger LLP

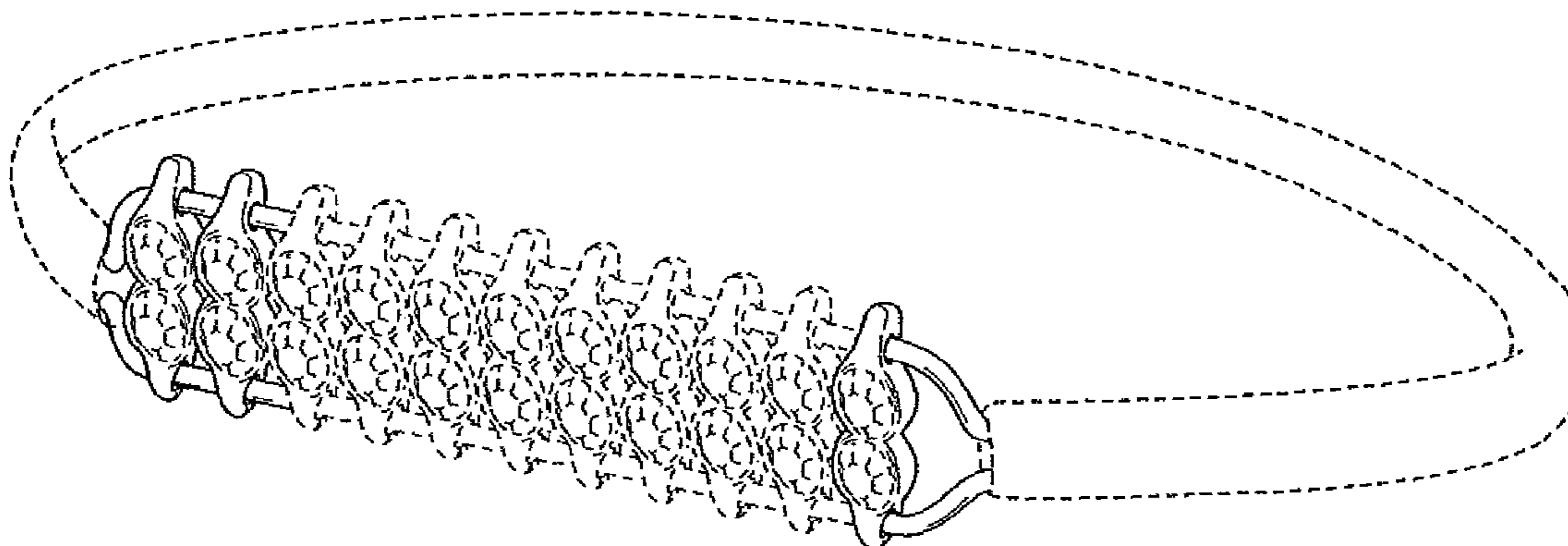
(57) **CLAIM**

We claim the ornamental design for the jewelry bracelet, article shown and described in the drawings.

**DESCRIPTION**

FIG. 1 is a perspective view of this invention;  
FIG. 2 is a right side plan view of this invention;  
FIG. 3 is a left side plan view of this invention;  
FIG. 4 is a top plan view of this invention;  
FIG. 5 is a bottom plan view of this invention; and,  
FIG. 6 is a front plan view of this invention.  
The portions of the jewelry shown in dotted lines in the Figures are for environmental purposes only and form no part of the claimed design

**1 Claim, 5 Drawing Sheets**



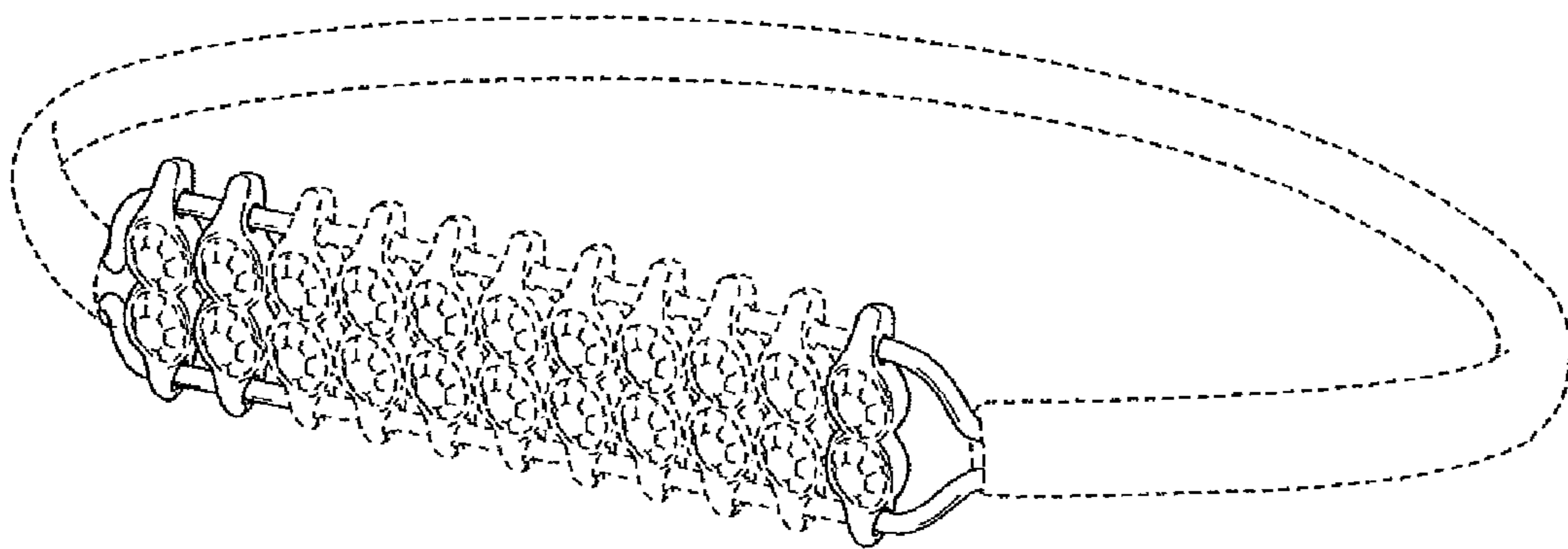


FIG. 1




FIG. 2




FIG. 3

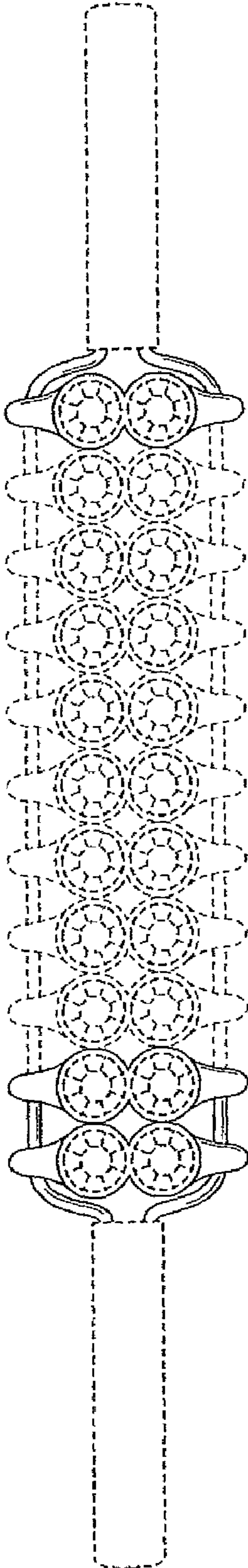


FIG. 4

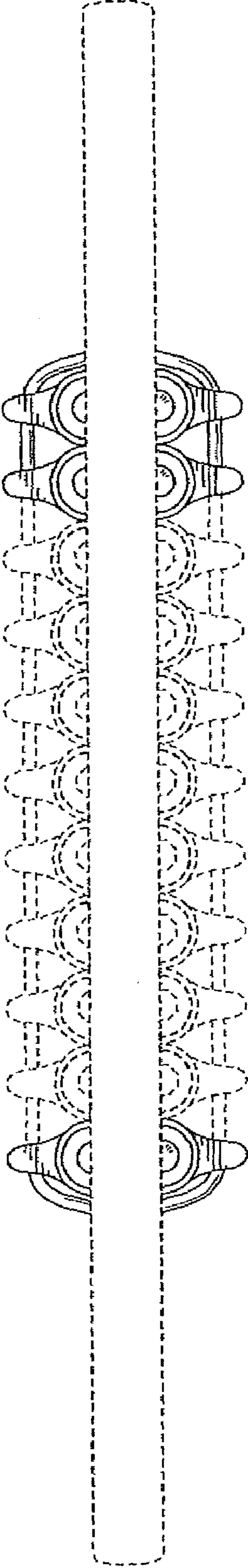


FIG. 5

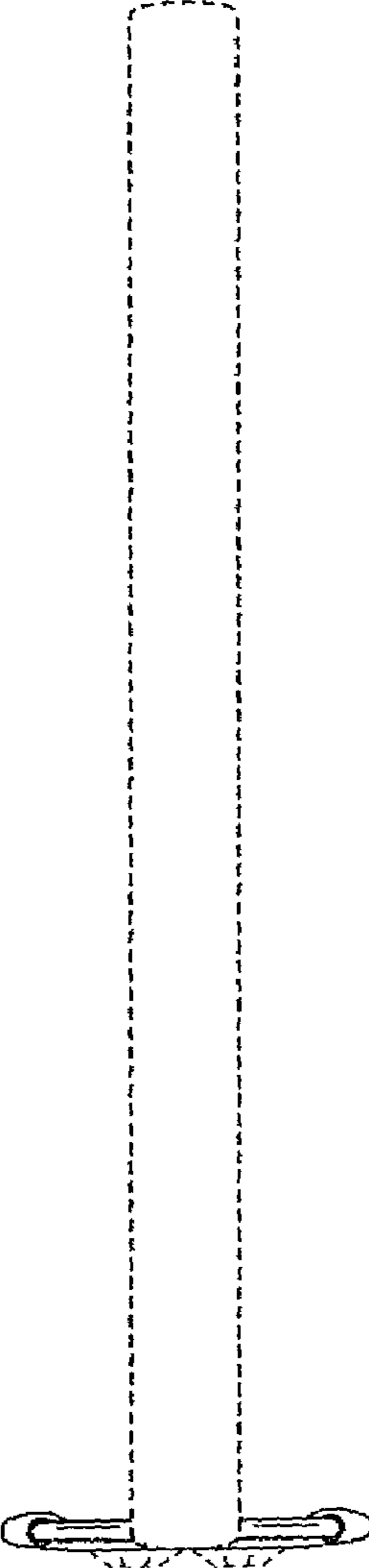


FIG. 6