

US00D645324S

(12) **United States Design Patent**
Hamm et al.

(10) **Patent No.:** **US D645,324 S**

(45) **Date of Patent:** **** Sep. 20, 2011**

(54) **BASE PLATE**

(75) Inventors: **James E. Hamm**, Grafton, OH (US);
Christopher R. Miller, Swanton, OH
(US); **Robert Skrjanc**, Lorain, OH (US)

(73) Assignee: **Emerson Electric Co.**, St. Louis, MO
(US)

(**) Term: **14 Years**

(21) Appl. No.: **29/383,093**

(22) Filed: **Jan. 12, 2011**

(51) **LOC (9) Cl.** **08-05**

(52) **U.S. Cl.** **D8/70; D8/71; D8/74; D15/140**

(58) **Field of Classification Search** D8/70,
D8/71, 74; D15/140; 108/115, 127, 161,
108/173; 248/149, 168, 169, 177.1, 188;
269/302; 297/156, 188.2, 188.21
See application file for complete search history.

(56) **References Cited**

U.S. PATENT DOCUMENTS

1,812,967	A	7/1931	Long	
D121,898	S *	8/1940	Ingwer	D8/74
2,831,583	A	4/1958	Wright et al.	
5,803,417	A *	9/1998	McNamara et al.	248/149
D567,051	S *	4/2008	Sell	D8/71
7,537,186	B2 *	5/2009	Putre et al.	248/169
2008/0029662	A1	2/2008	O'Rourke	

OTHER PUBLICATIONS

The Ridge Tool Company, "Price List", Dec. 1, 1939, 13 pages.
The Ridge Tool Company, "Genuine RIDGID Work-Saver Pipe
Tools", Catalog, Aug. 7, 1961, pp. 1-28.
Emerson Professional Tools, "Portable Tristand Vises", website
<http://www.ridgid.com/Tools/Portable-Tristand-Vises>, Feb. 9, 2010,
1 page.
Ridge Tool Company, "RIDGID Tristand Chain Vise", Catalog p.
999-998-422.10, Aug. 2004, 1 page.
Ridge Tool Company, "RIDGID Adjusting Tri-Stand Leg Stiffness",
Catalog p. 999-998-461.10, Jul. 1998, 1 page.

Ridge Tool Company, "RIDGID Assembling Tri-Stand Legs and
Tray", Catalog page, 1 page.

Berkley Tool Pipemaster, Catalog, 24 pages.

Steel Dragon Tools, "SDT 460 1/8"-6" Tri Stand Chain Vise fits Ridgid
72037", website [http://www.steeldragontools.com/item-detail.php-
?pid=70](http://www.steeldragontools.com/item-detail.php?pid=70), Feb. 9, 2010, 6 pages.

Reed Pipe Tools & Vises, "Tripods—R450+, R470+, R40+", website
[http://www.reedmfco.com/index.html?screen=tripods_
r470_r40](http://www.reedmfco.com/index.html?screen=tripods_r450_r470_r40), Feb. 9, 2010, 1 page.

Maxpower Tools for Industry, "Max-Stand Chain Vise", website
<http://www.worldclasstools.com/chain-vise.htm>, Feb. 9, 2010,
1 page. Silom, "Products : Vices & Workbench", website [http://www.
silom.co.uk/php/products.php?categoryid=1340](http://www.silom.co.uk/php/products.php?categoryid=1340), Feb. 9, 2010, 3
pages.

Rothenberger, "Vises & Pipe Stands", website [http://www.
rothenbergertools.us/471.html](http://www.rothenbergertools.us/471.html), Feb. 9, 2010, 2 pages.

Wheeler-Rex, "Pipe Working Tools", Catalog, Jan. 1, 2009, pp.
40-41.

* cited by examiner

Primary Examiner — Antoine D Davis

(74) *Attorney, Agent, or Firm* — Rankin, Hill & Clark LLP

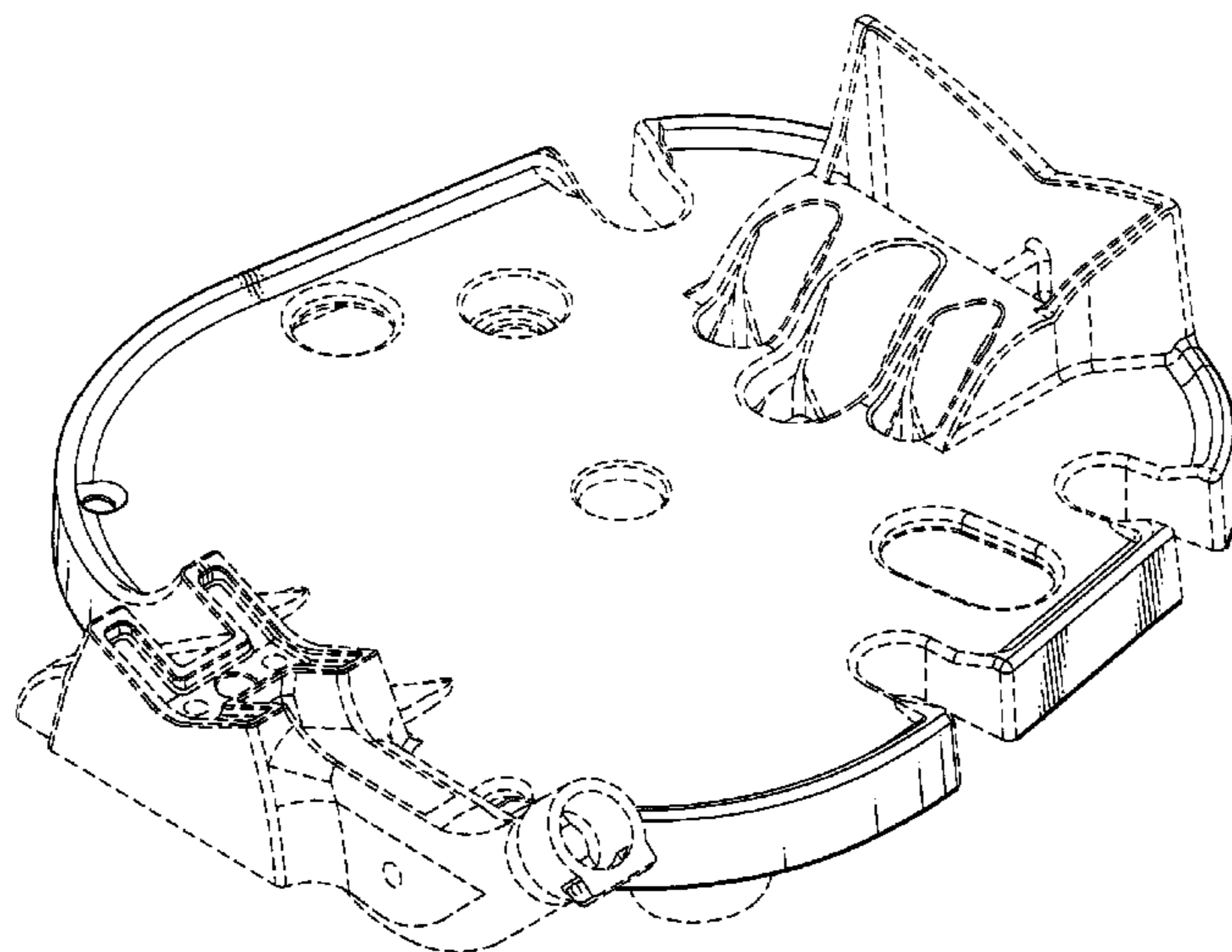
(57) **CLAIM**

The ornamental design for a base plate, as shown and
described.

DESCRIPTION

FIG. 1 is a front right perspective view of a base plate.
FIG. 2 is a top plan view of the base plate of FIG. 1.
FIG. 3 is a bottom plan view of the base plate of FIG. 1.
FIG. 4 is a right side view of the base plate of FIG. 1.
FIG. 5 is a left side view of the base plate of FIG. 1.
FIG. 6 is a front elevational view of the base plate of FIG. 1;
and,
FIG. 7 is a rear elevational view of the base plate of FIG. 1.
The dash lines in FIGS. 1-7 are for illustrative purposes only
showing environmental subject matter and form no part of the
claimed designs.

1 Claim, 7 Drawing Sheets



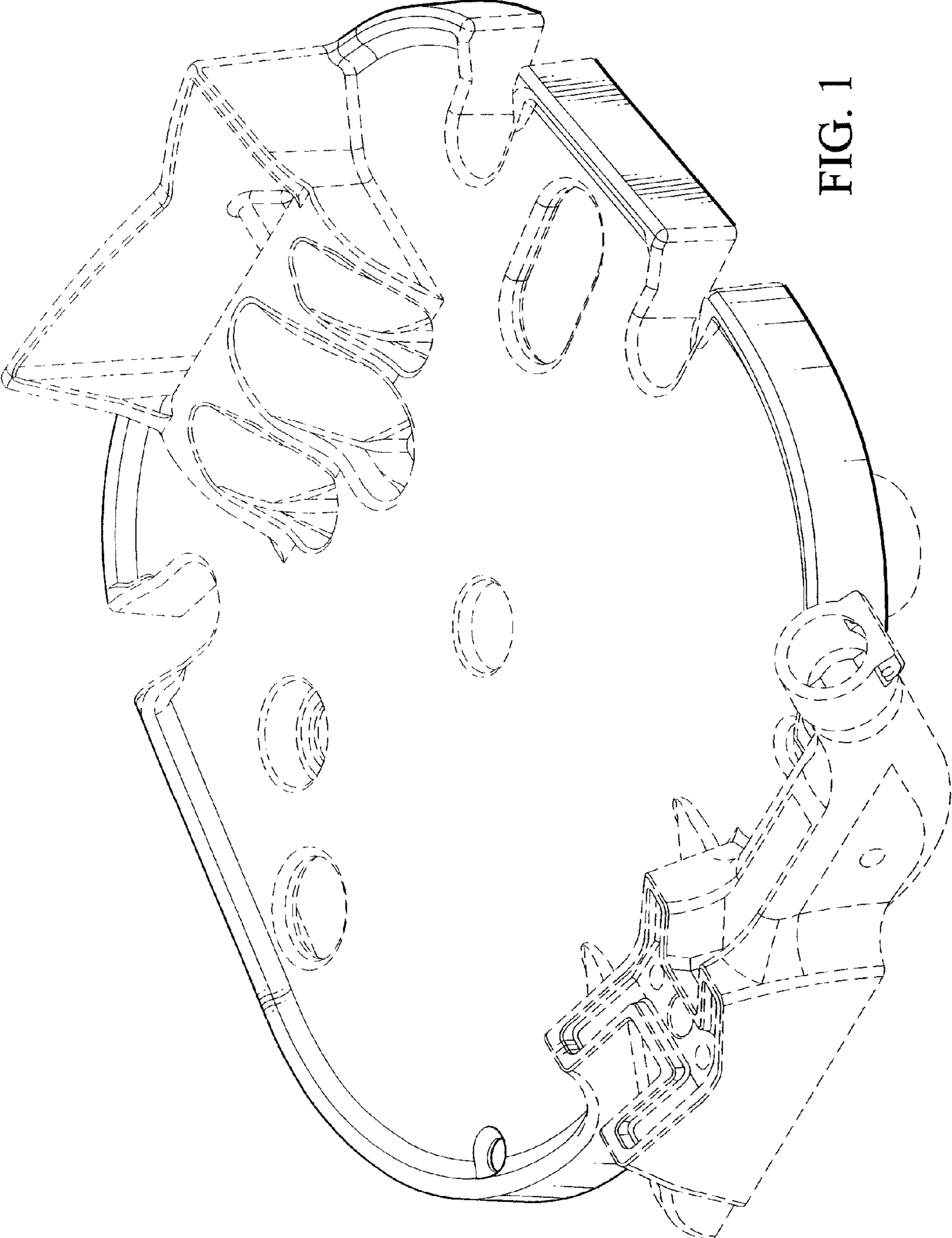


FIG. 1

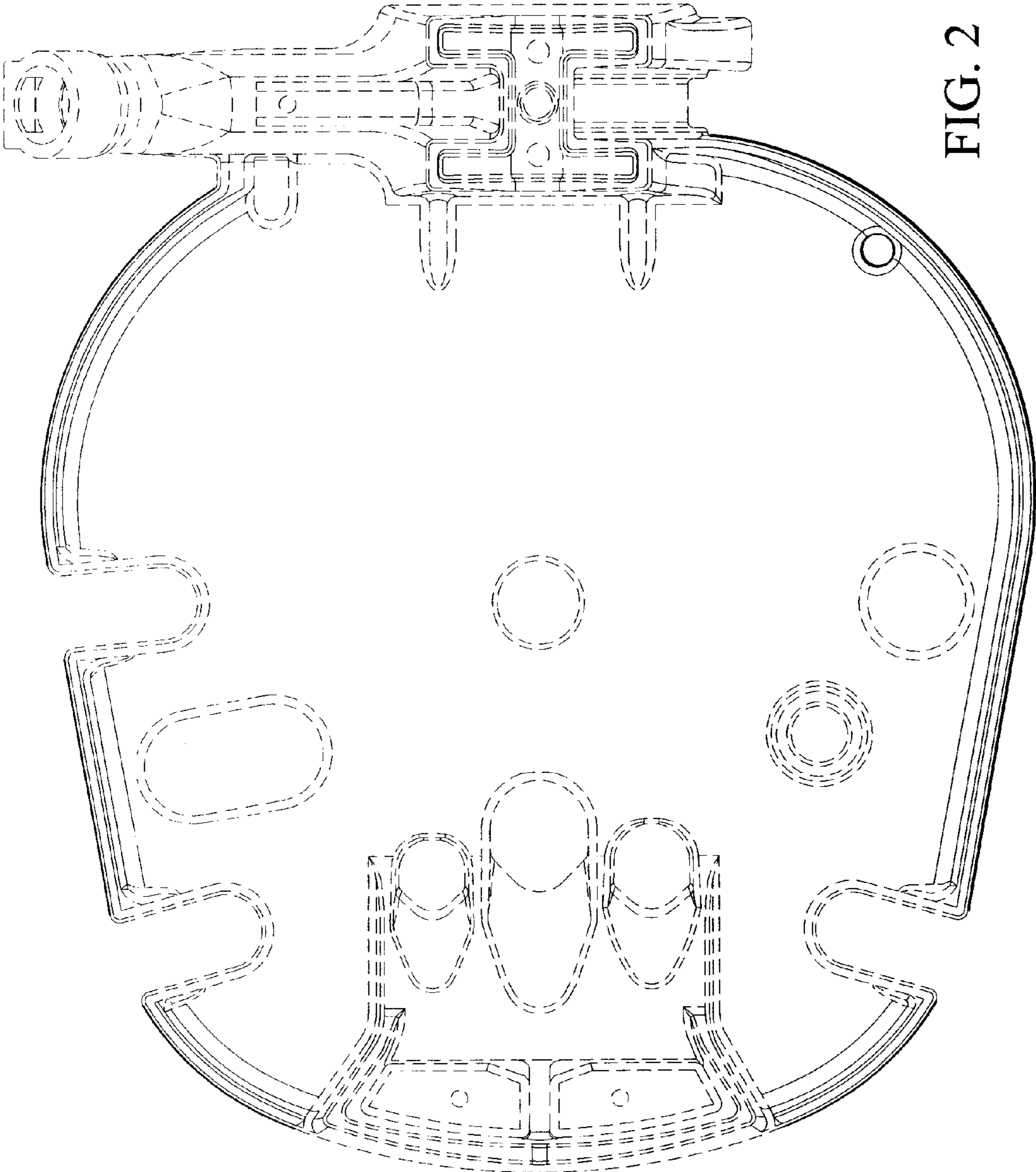


FIG. 2

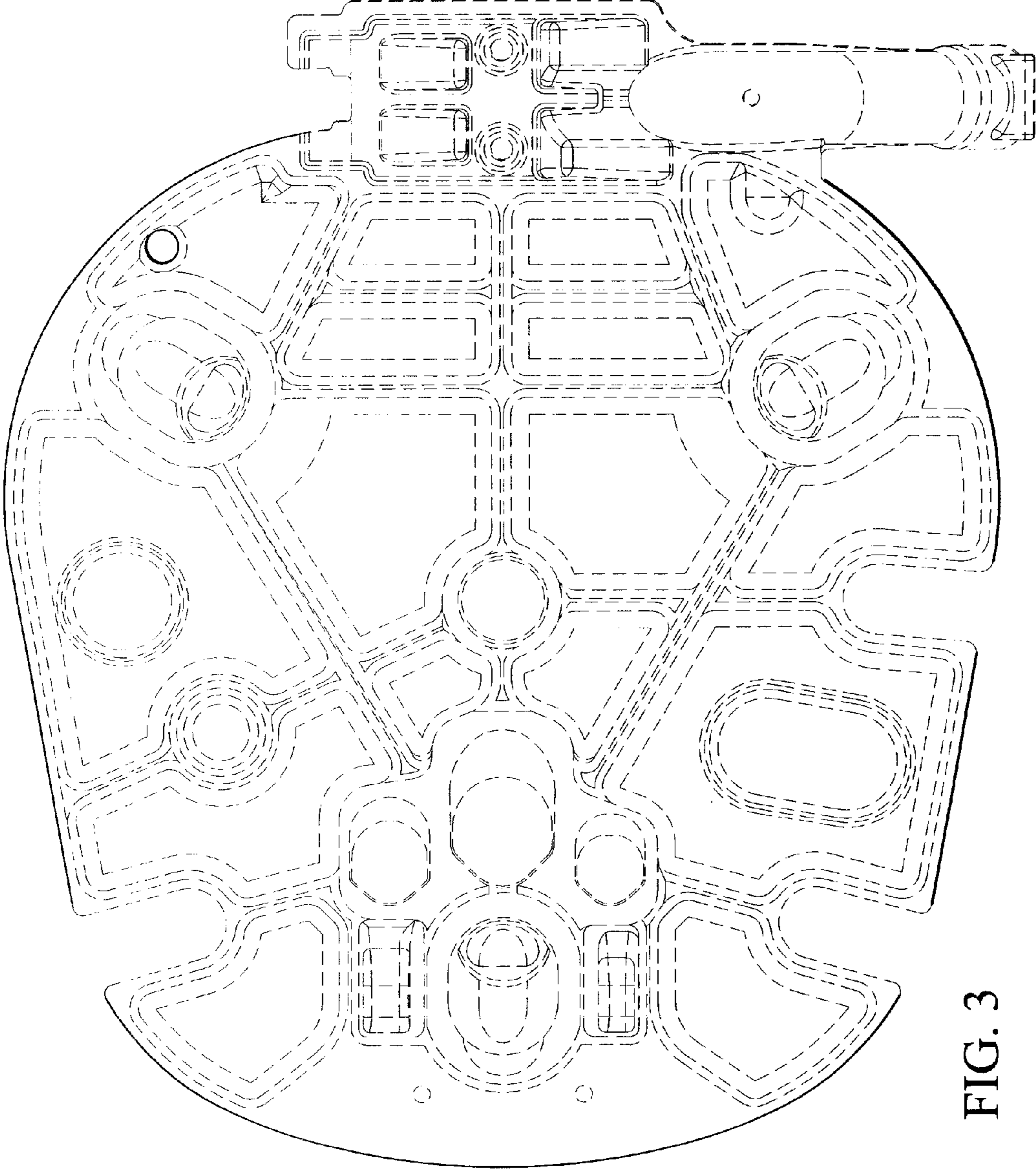


FIG. 3

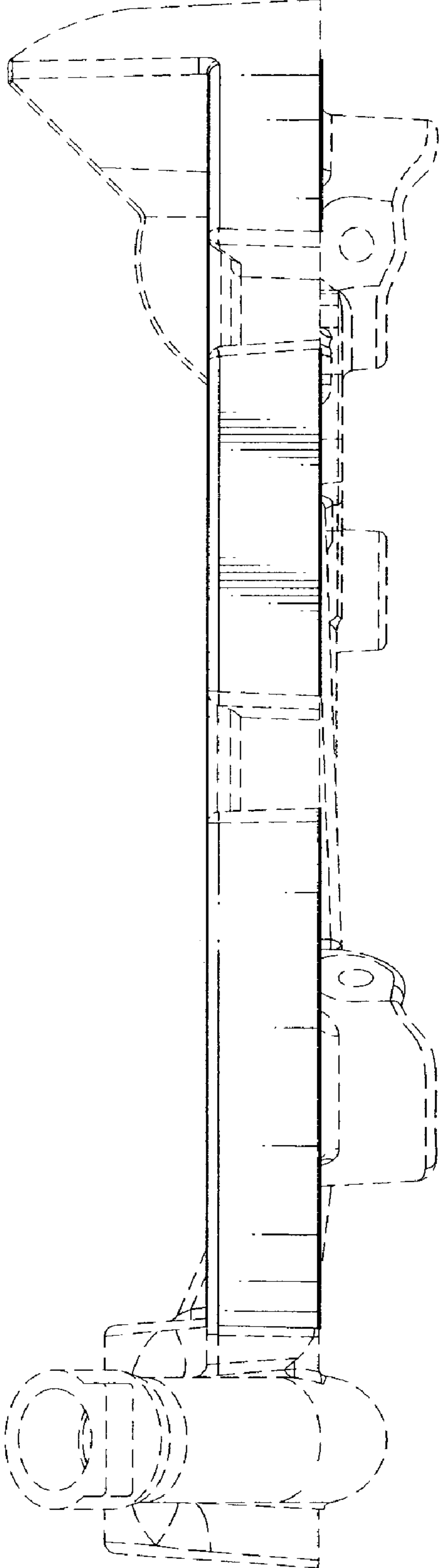


FIG. 4

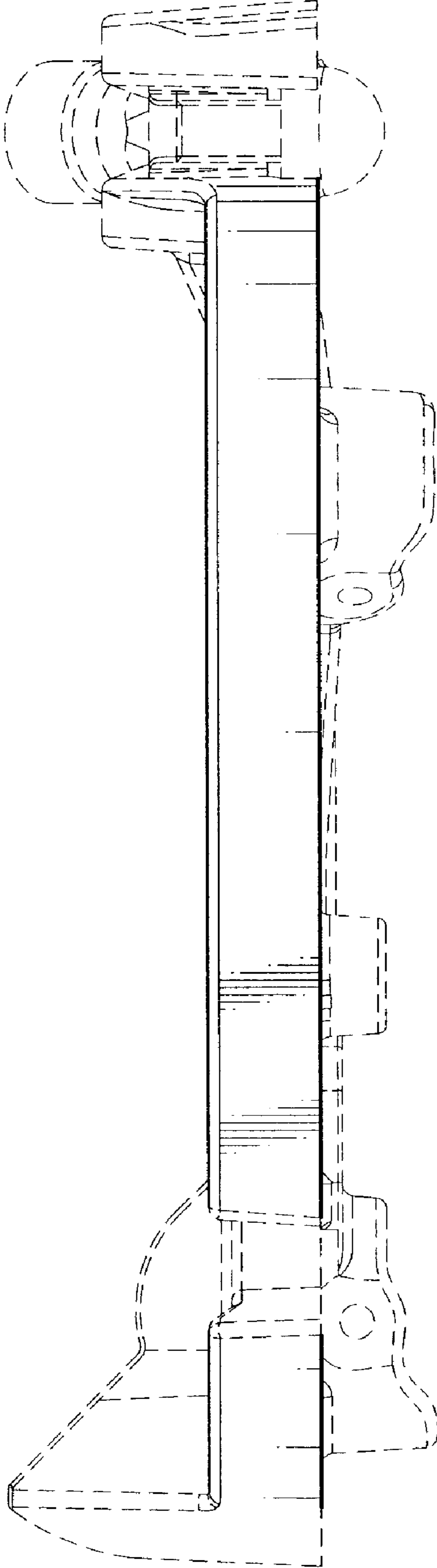


FIG. 5

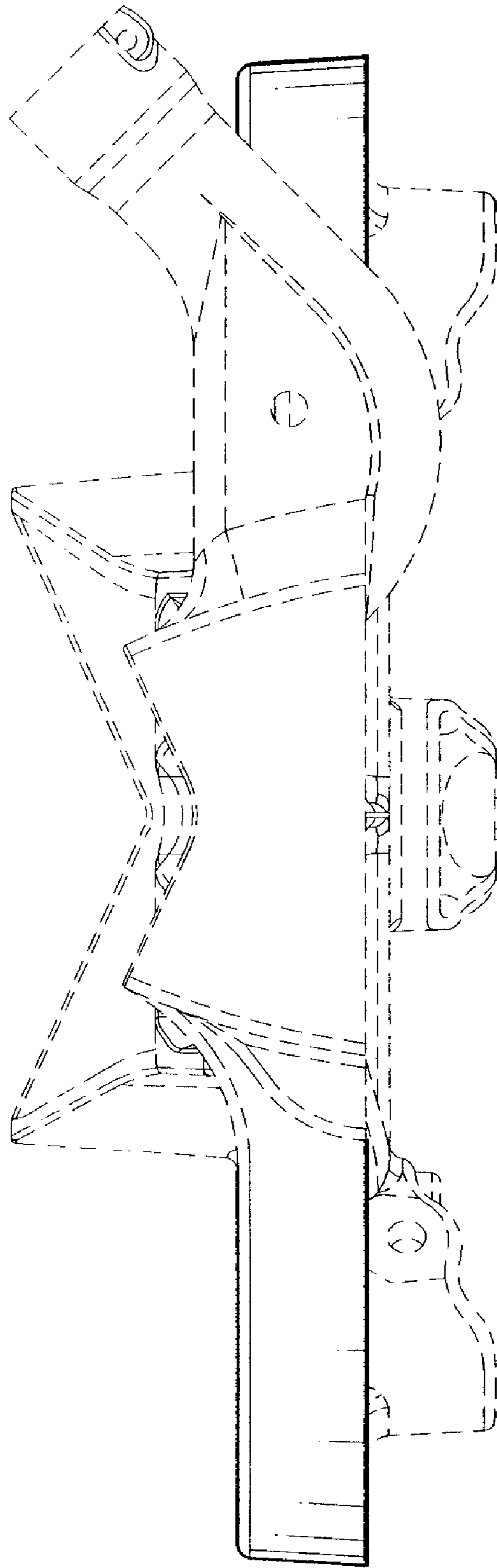


FIG. 6

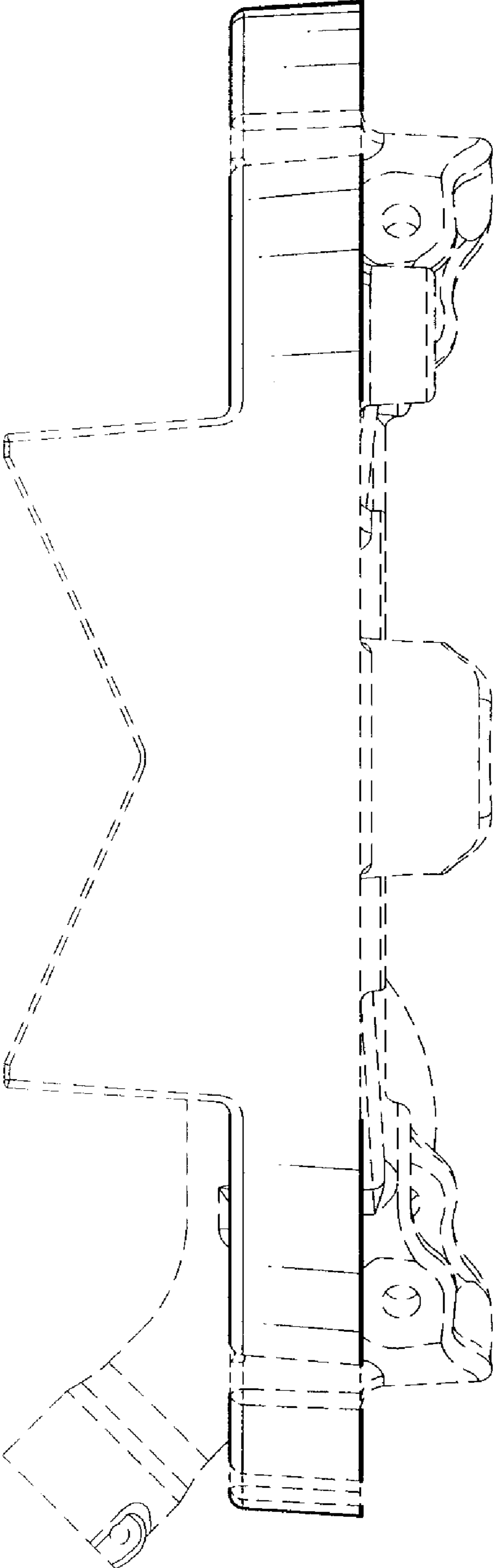


FIG. 7