



US00D645312S

(12) **United States Design Patent**  
**Shamoon**

(10) **Patent No.:** **US D645,312 S**

(45) **Date of Patent:** **\*\* Sep. 20, 2011**

(54) **WATERMELON-SHAPED CUTTING BOARD**

(76) Inventor: **Ellis N. Shamoon**, Dallas, TX (US)

(\*\*) Term: **14 Years**

(21) Appl. No.: **29/386,868**

(22) Filed: **Mar. 4, 2011**

(51) **LOC (9) Cl.** ..... **07-04**

(52) **U.S. Cl.** ..... **D7/699; D7/698**

(58) **Field of Classification Search** ..... D7/359,  
D7/368, 392.1, 409, 412, 505, 546, 550.1,  
D7/552.1, 553.1, 554.3-554.4, 555, 586,  
D7/637, 673, 698-699; D9/645; D23/366;  
D24/102; 99/357, 449-450; 269/13, 15-16,  
269/289 R, 302.1, 575

See application file for complete search history.

(56) **References Cited**

**U.S. PATENT DOCUMENTS**

D314,119 S *	1/1991	Kauffman	.....	D7/505
D314,695 S *	2/1991	Sata	.....	D7/699
D314,892 S *	2/1991	Sata	.....	D7/698
D368,834 S *	4/1996	Lillelund et al.	.....	D7/698
D375,661 S *	11/1996	Ross et al.	.....	D7/673
D489,971 S *	5/2004	Tamez	.....	D9/645
D510,001 S *	9/2005	Farmer et al.	.....	D7/699
D532,891 S *	11/2006	Buthier et al.	.....	D23/366

D545,125 S *	6/2007	Dodge et al.	.....	D7/409
D553,734 S *	10/2007	Chen et al.	.....	D24/102
D582,214 S *	12/2008	Hutzler et al.	.....	D7/554.2
D595,093 S *	6/2009	McComas	.....	D7/546
D615,827 S	5/2010	Shamoon		
D615,828 S	5/2010	Shamoon		
D615,829 S	5/2010	Shamoon		
D615,830 S	5/2010	Shamoon		
D616,264 S	5/2010	Shamoon		
D634,585 S *	3/2011	Vaehsen	.....	D7/554.2

\* cited by examiner

*Primary Examiner* — Ricky Pham

(74) *Attorney, Agent, or Firm* — Daniel V. Thompson

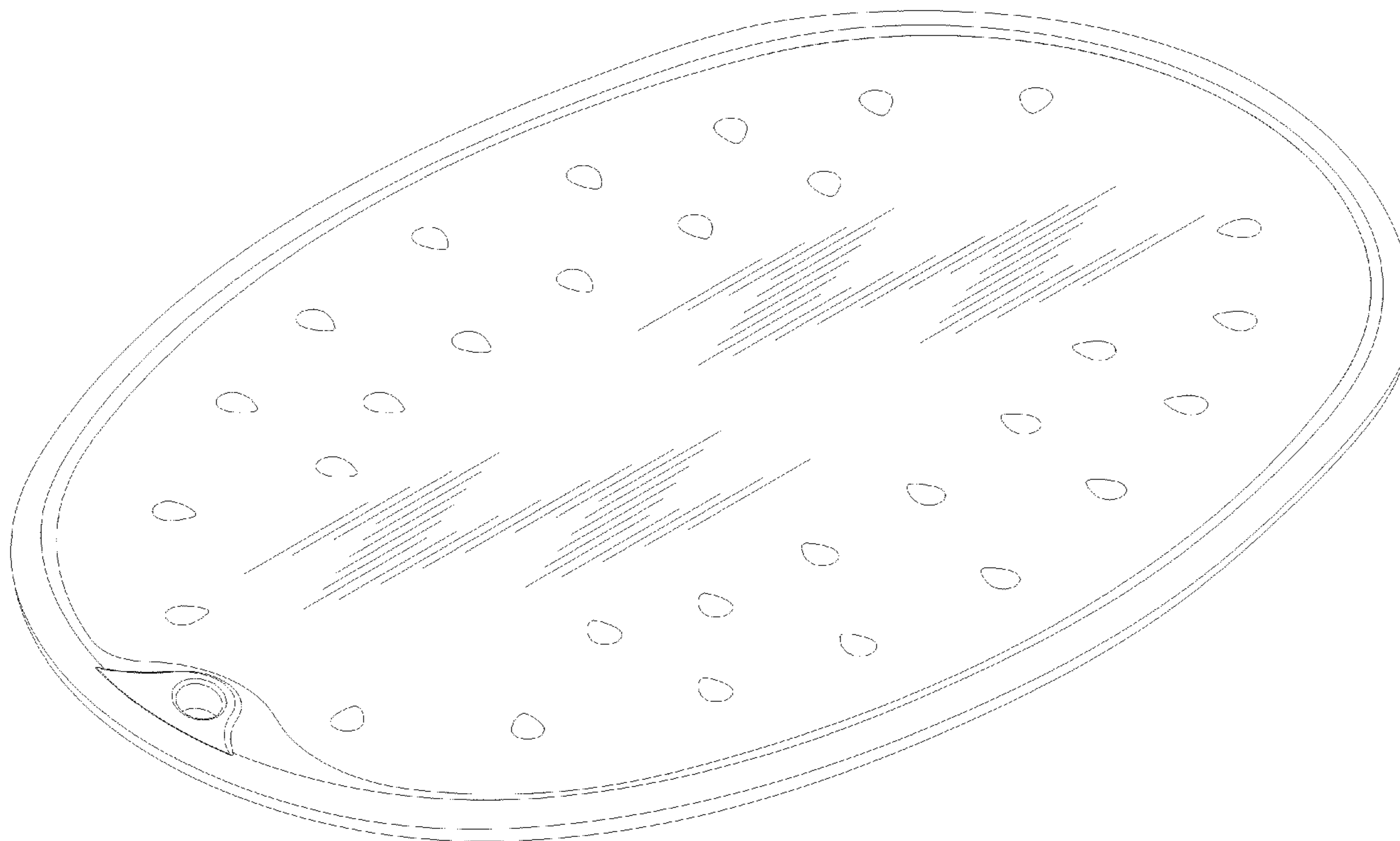
(57) **CLAIM**

The ornamental design for a watermelon-shaped cutting board, as shown and described.

**DESCRIPTION**

FIG. 1 is a front-facing perspective view of the watermelon-shaped cutting board showing my new design; FIG. 2 is a rear-facing perspective view thereof; FIG. 3 is a top plan view thereof; FIG. 4 is a bottom plan view thereof; FIG. 5 is a left-side elevational view thereof; FIG. 6 is a right-side elevational view thereof; FIG. 7 is a front-side elevational view thereof; and, FIG. 8 is a back-side elevational view thereof.

**1 Claim, 6 Drawing Sheets**






Fig. 1

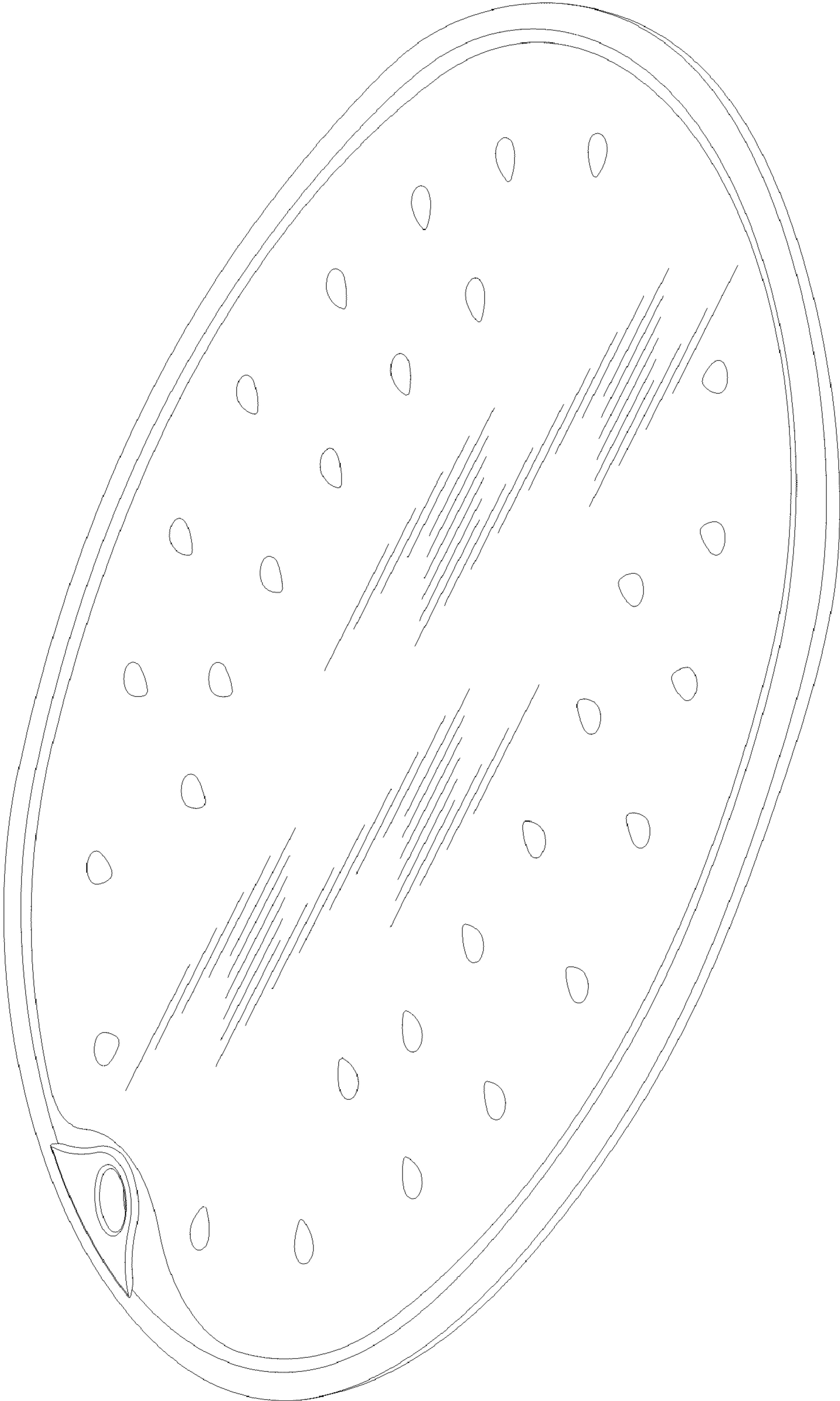


Fig. 2

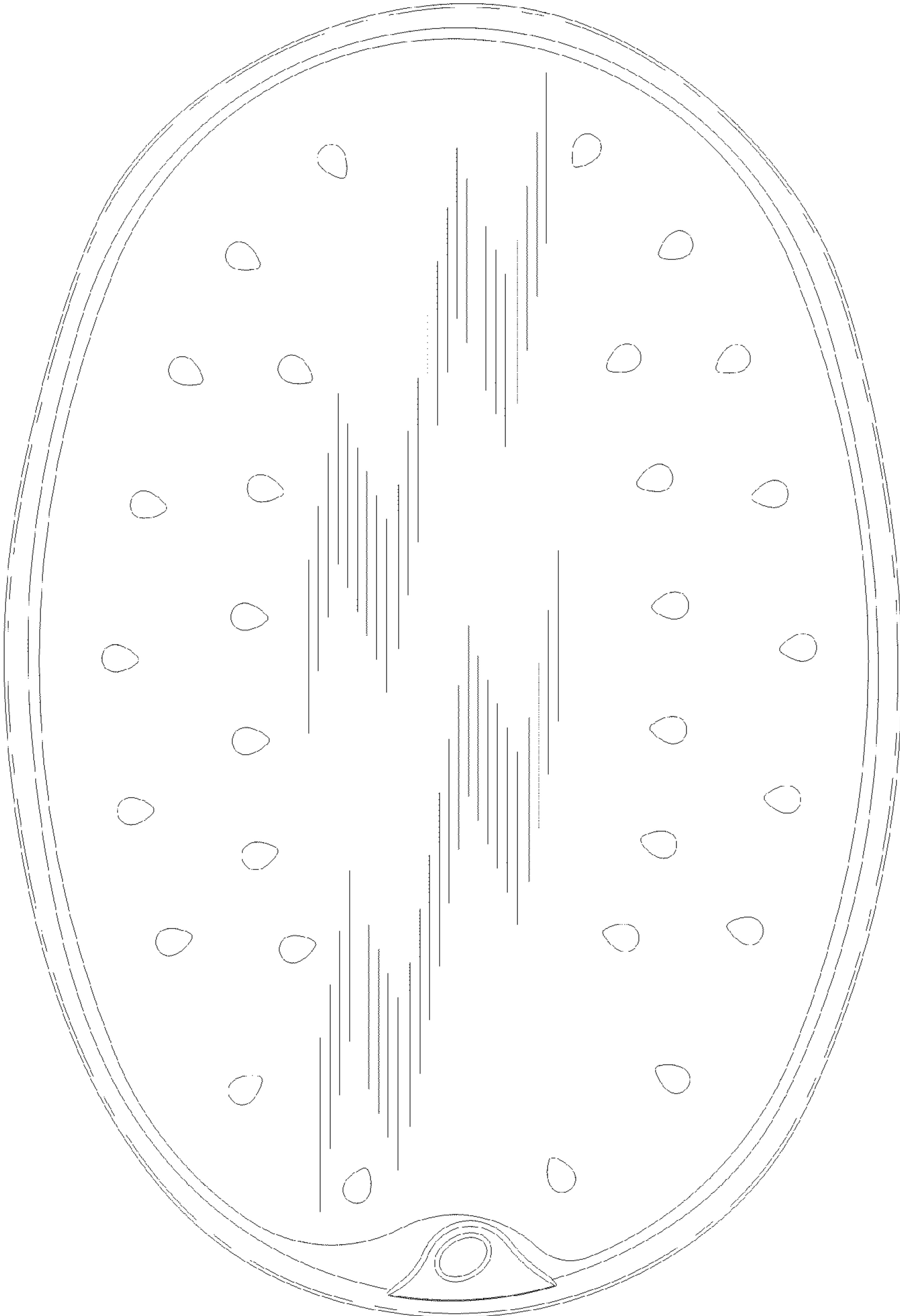


Fig. 3

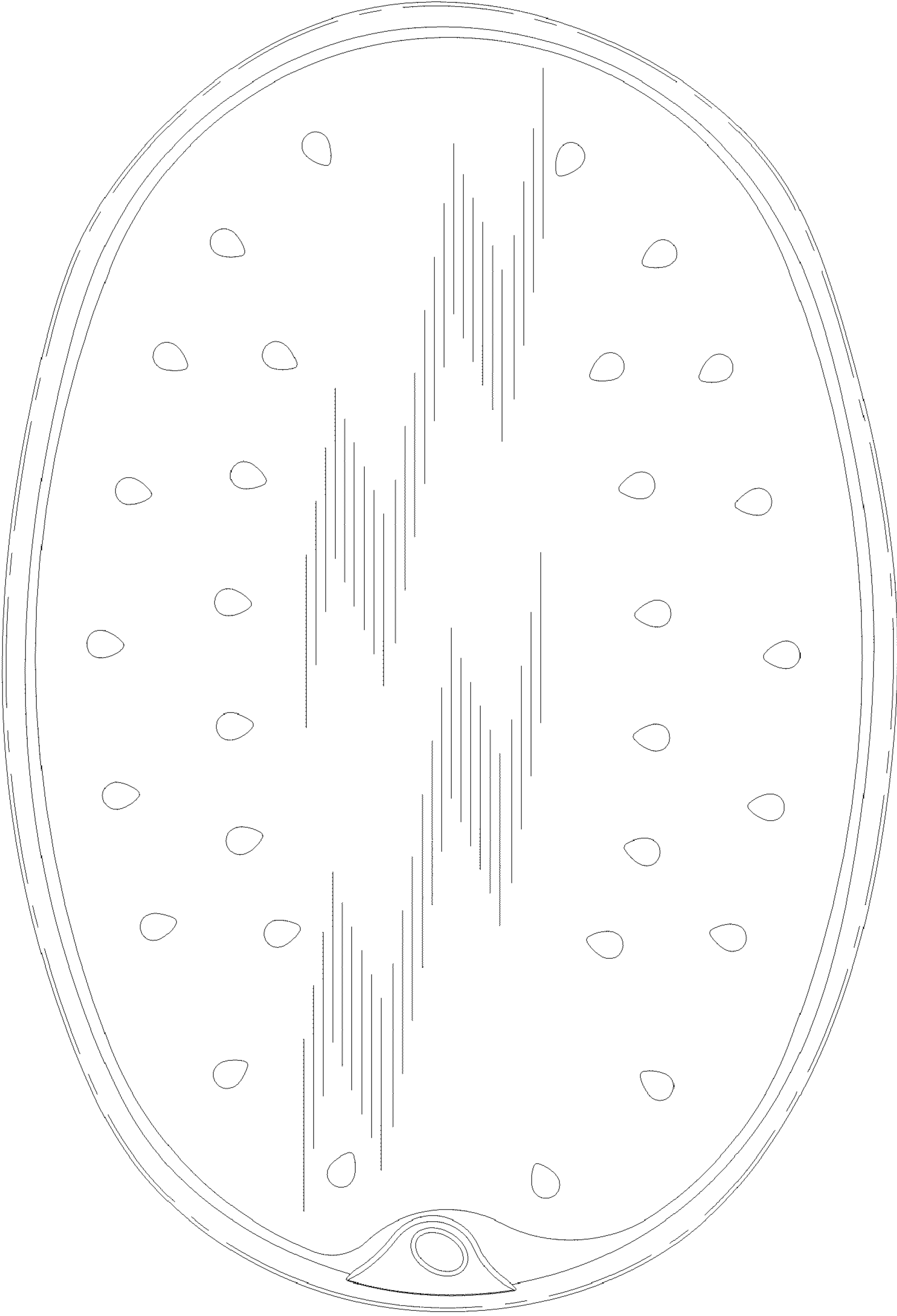


Fig. 4

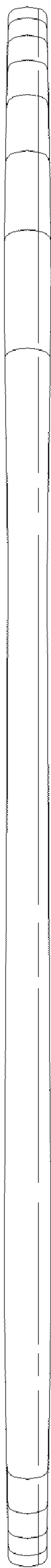


Fig. 5



Fig. 6

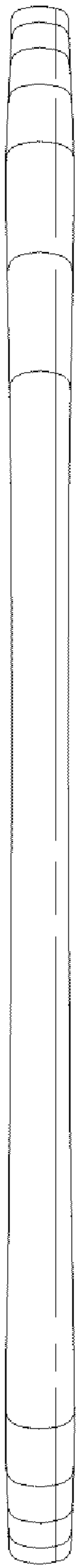


Fig. 7




Fig. 8