



US00D645306S

(12) **United States Design Patent**
Lownds

(10) **Patent No.:** **US D645,306 S**

(45) **Date of Patent:** **** Sep. 20, 2011**

(54) **FROTHING BELL**

(75) Inventor: **Zachary A. Lownds**, Saint Joseph, MI (US)

(73) Assignee: **Whirlpool Corporation**, Benton Harbor, MI (US)

(**) Term: **14 Years**

(21) Appl. No.: **29/392,739**

(22) Filed: **May 26, 2011**

(51) **LOC (9) Cl.** **07-02**

(52) **U.S. Cl.** **D7/412; D7/376; D7/379; D7/380**

(58) **Field of Classification Search** D7/305-311,
D7/317-318, 368, 372, 376-386, 391, 412-415,
D7/665, 667; 99/326, 348, 508-511; 241/30-37.5,
241/101.01-101.2, 166-169.1, 282.2, 285.1-285.3,
241/291, 292.1; 366/64-67, 98, 129, 142,
366/197-211, 241-254, 279-292, 341-347;
416/75-76, 70 R, 163

See application file for complete search history.

(56) **References Cited**

U.S. PATENT DOCUMENTS

D29,139	S	*	8/1898	Pullman	D7/667
3,299,924	A	*	1/1967	Hanschitz	241/282.2
D345,076	S	*	3/1994	Saltet	D7/376
D348,587	S	*	7/1994	Saltet	D7/376
D358,293	S	*	5/1995	Sebastia	D7/376
D361,241	S	*	8/1995	Littmann	D7/376
D383,938	S	*	9/1997	Littmann	D7/376
D392,504	S	*	3/1998	Lallemand	D7/376
D398,809	S	*	9/1998	Henderson	D7/376
D400,756	S	*	11/1998	Henderson	D7/376
D408,214	S	*	4/1999	Cousins	D7/376
D425,368	S	*	5/2000	Littmann	D7/412
D426,105	S	*	6/2000	Littmann	D7/376

D437,184	S	*	2/2001	Cruz	D7/379
D447,380	S	*	9/2001	Feil	D7/376
D456,206	S	*	4/2002	Feil	D7/376
6,398,403	B1	*	6/2002	Rebordosa et al.	366/129
D485,729	S	*	1/2004	Patton et al.	D7/379
D506,102	S	*	6/2005	Ikegaki	D7/379
D510,837	S	*	10/2005	Lloyd et al.	D7/376
D511,270	S	*	11/2005	Steiner et al.	
D533,022	S	*	12/2006	Piret	D7/379
D534,032	S	*	12/2006	Lloyd	D7/380
D592,447	S	*	5/2009	Blaise	D7/380
7,866,879	B2	*	1/2011	Moschetti	366/129
2002/0034121	A1	*	3/2002	Rebordosa et al.	366/129
2008/0043569	A1	*	2/2008	Moschetti	366/279

FOREIGN PATENT DOCUMENTS

WO 2010070513 A1 6/2010

* cited by examiner

Primary Examiner — Ricky Pham

(74) *Attorney, Agent, or Firm* — Tara M. Hartman; Barnes & Thornberg, LLP

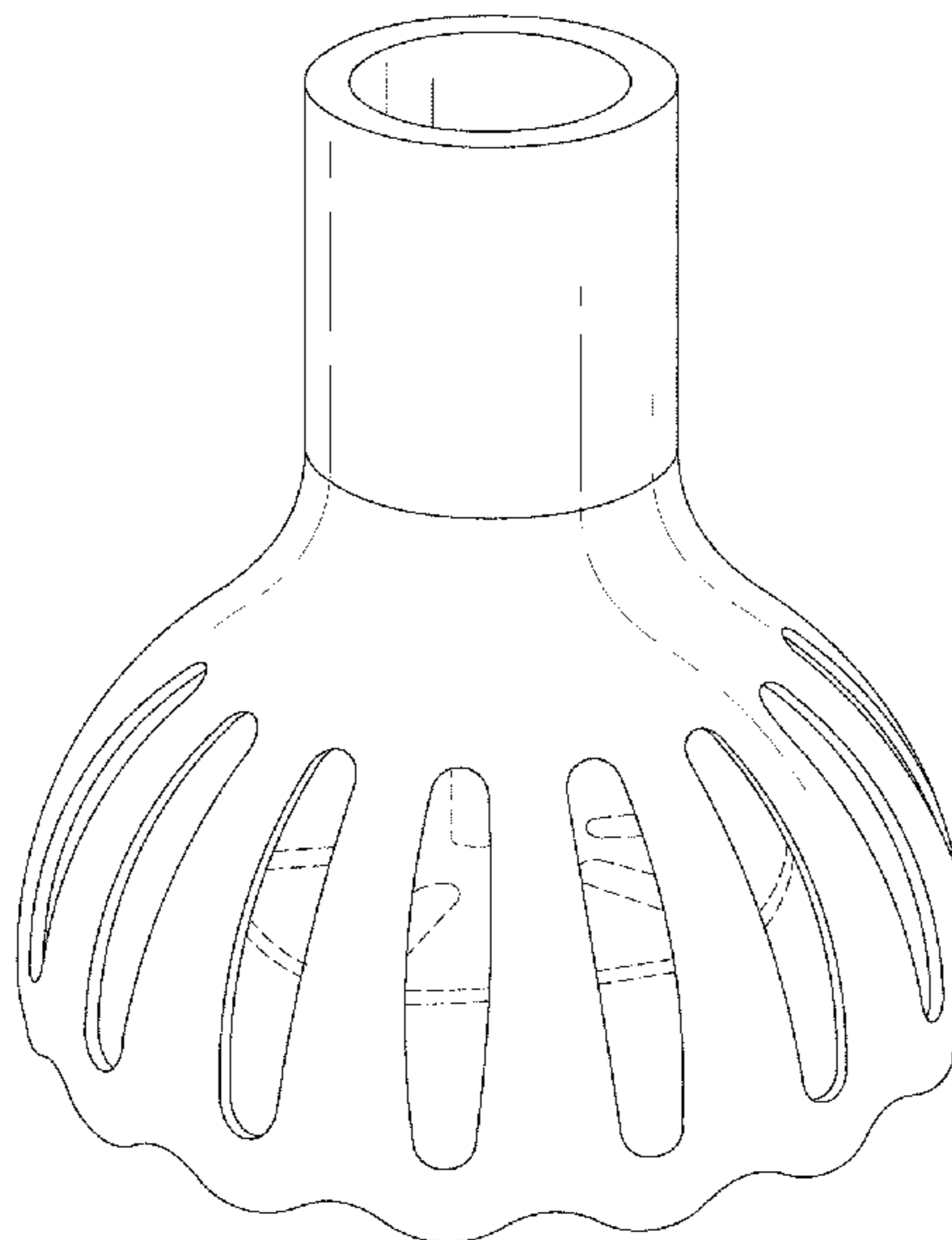
(57) **CLAIM**

I claim the ornamental design for a frothing bell, as shown and described.

DESCRIPTION

FIG. 1 is a front perspective view of a design of the frothing bell;
FIG. 2 is a side elevation view of the frothing bell of FIG. 1, with the other sides of the frothing bell being identical images thereof;
FIG. 3 is a top plan view of the frothing bell of FIG. 1; and,
FIG. 4 is a bottom plan view of the frothing bell of FIG. 1.
The portion shown in broken lines is for illustrative purposes only and forms no part of the claimed design.

1 Claim, 4 Drawing Sheets



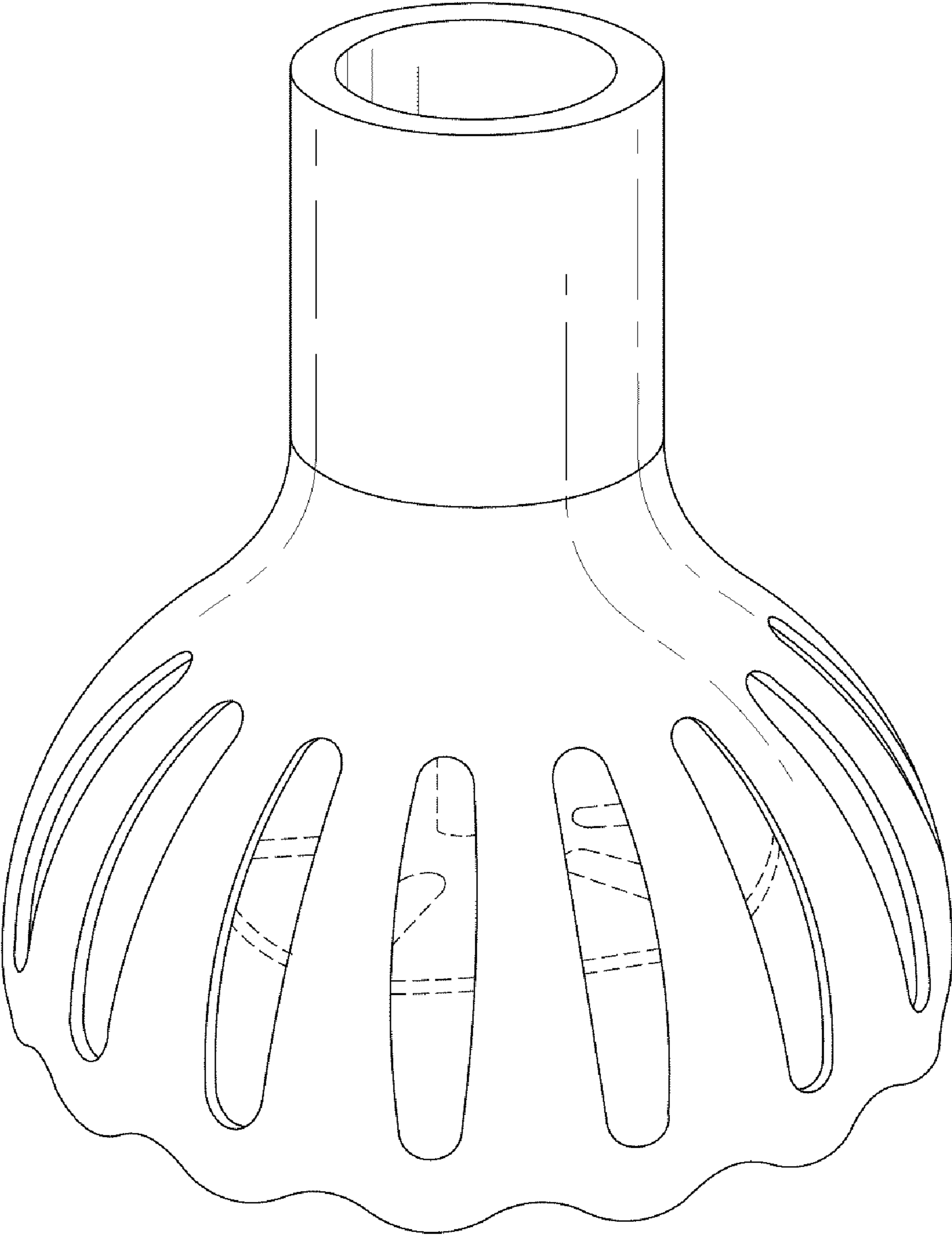


Fig. 1

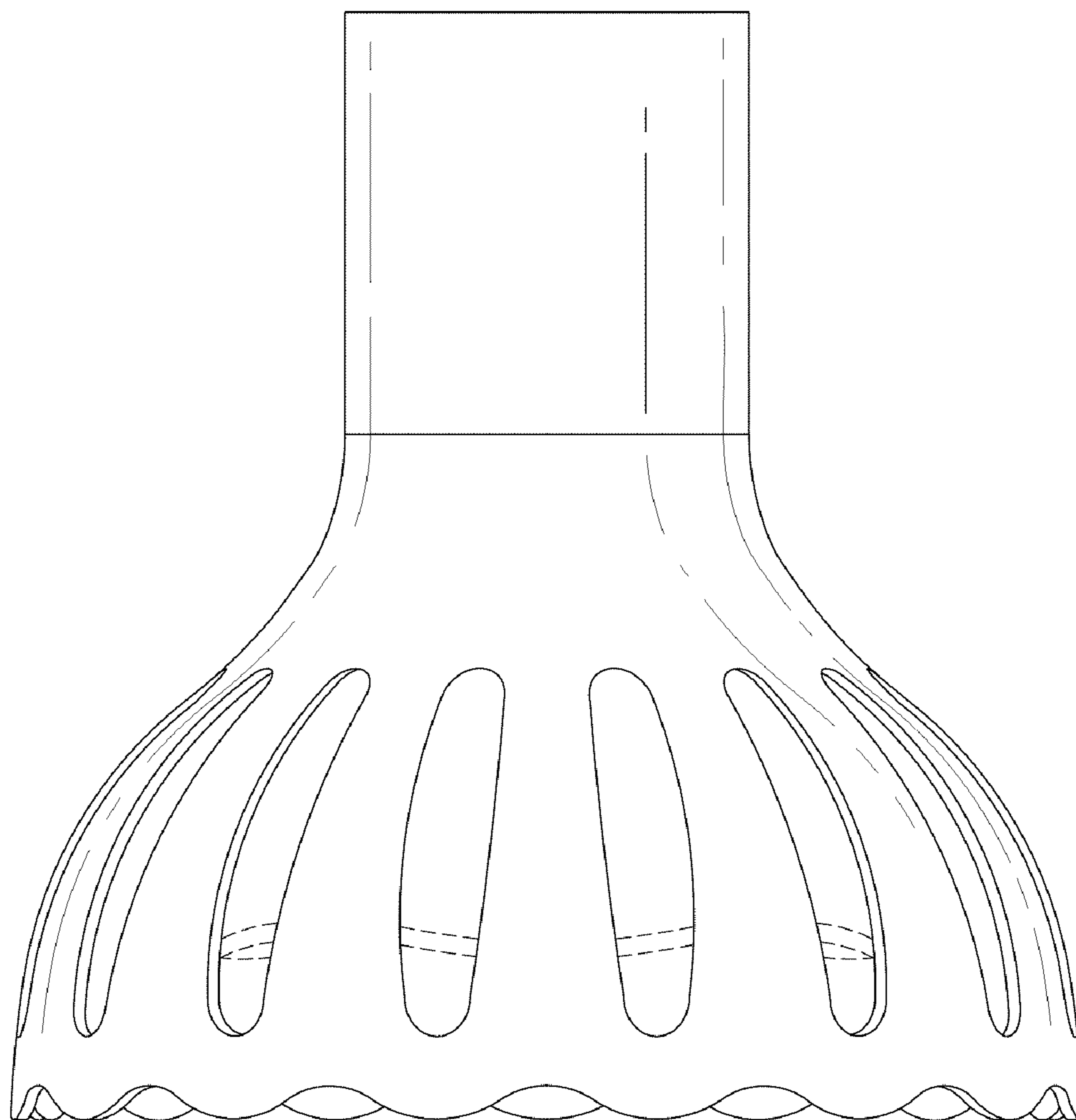


Fig. 2

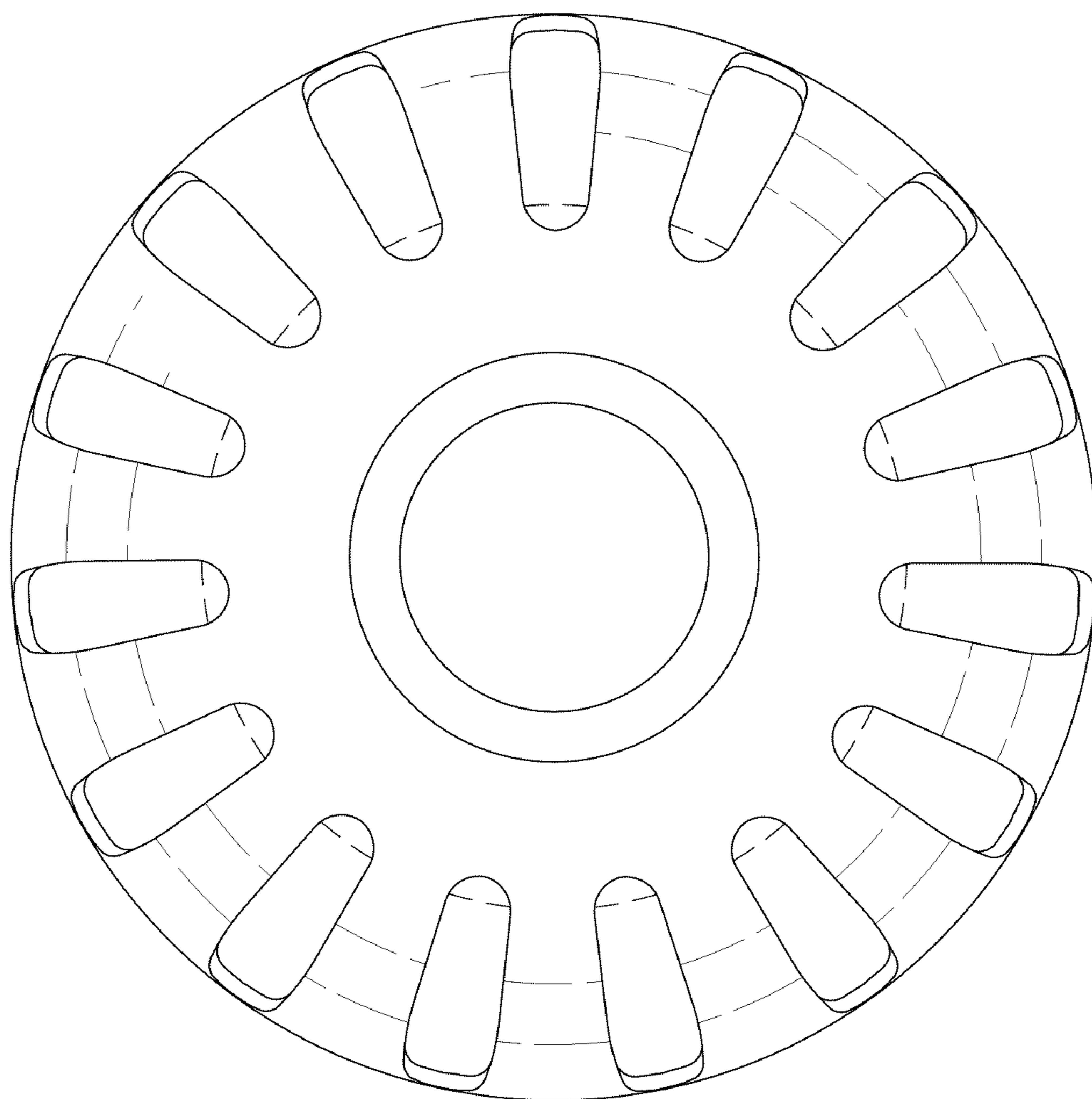


Fig. 3

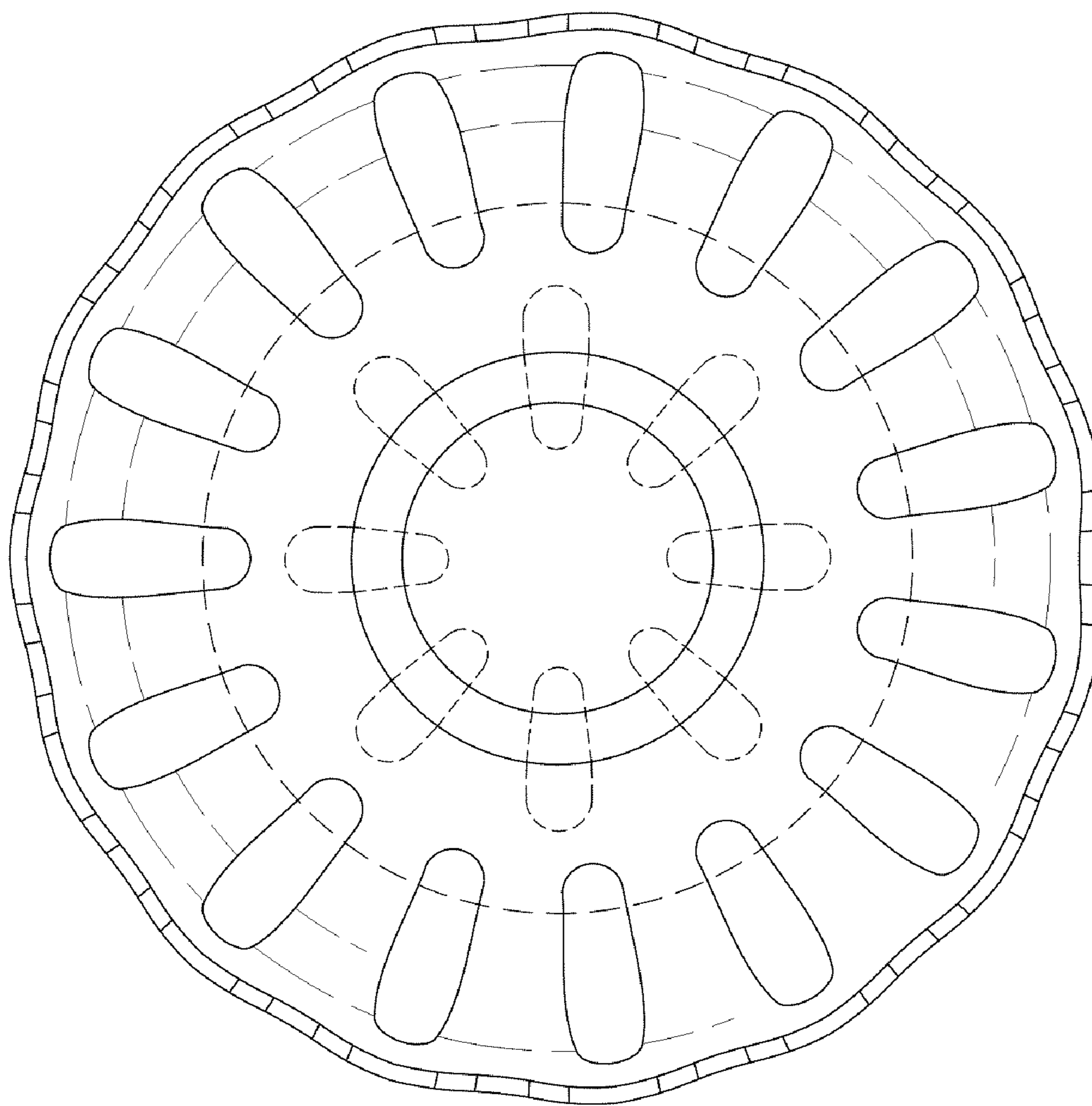


Fig. 4