



US00D645279S

(12) **United States Design Patent**  
**Sprinkle**

(10) **Patent No.:** **US D645,279 S**

(45) **Date of Patent:** **\*\* Sep. 20, 2011**

(54) **STADIUM SEAT ROCKER MOUNT ATTACHMENT**

D426,080 S \* 6/2000 Hise, Jr. .... D6/348  
D523,649 S \* 6/2006 Sanford-Schwentke ..... D6/348  
D617,585 S \* 6/2010 Sprinkle ..... D6/495

(76) Inventor: **Daniel J Sprinkle**, Greenfield, IN (US)

\* cited by examiner

(\*\*) Term: **14 Years**

*Primary Examiner* — Mimoso De

(21) Appl. No.: **29/352,429**

(74) *Attorney, Agent, or Firm* — C. John Brannon

(22) Filed: **Dec. 21, 2009**

(57) **CLAIM**

The ornamental design for a stadium seat rocker mount attachment, as shown and described.

(51) **LOC (9) Cl.** ..... **06-06**

(52) **U.S. Cl.** ..... **D6/495**

**DESCRIPTION**

(58) **Field of Classification Search** ..... D6/334-336,  
D6/344, 348, 370, 371, 373, 374, 375, 376,  
D6/379, 380, 491, 495, 500-502; 297/258.1,  
297/271.5, 271.6, 272.2, 378.1, 252, 352,  
297/448.2, 463.2; D21/769

FIG. 1 is a top perspective view of a stadium seat rocker mount attachment showing my new design.

FIG. 2 is a top plan view of the stadium seat rocker mount attachment shown in FIG. 1.

See application file for complete search history.

FIG. 3 is a side elevation view of the stadium seat rocker mount attachment shown in FIG. 1.

(56) **References Cited**

FIG. 4 is a bottom plan view of the stadium seat rocker mount attachment as seen from the right side of FIG. 3, the opposed view being the mirror image thereof.


**U.S. PATENT DOCUMENTS**

689,977 A \* 12/1901 Light ..... 297/272.2  
D152,333 S \* 1/1949 Foulke ..... D6/348  
2,797,738 A \* 7/1957 Patterson ..... 297/344.18  
D258,179 S \* 2/1981 Baker ..... D6/348  
D373,554 S \* 9/1996 Sherrard ..... D21/769  
D380,633 S \* 7/1997 Shaw ..... D6/495  
5,702,152 A \* 12/1997 Shaw ..... 297/271.6

FIG. 5 is a front elevation view of the stadium seat rocker mount attachment shown in FIG. 1; and,

FIG. 6 is a rear elevation view of the stadium seat rocker mount attachment shown in FIG. 1.

**1 Claim, 3 Drawing Sheets**



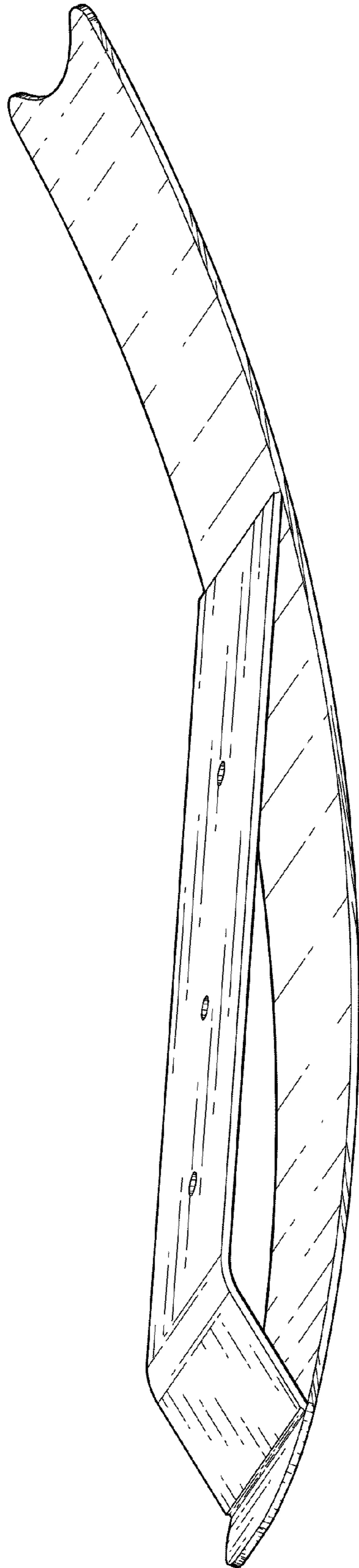
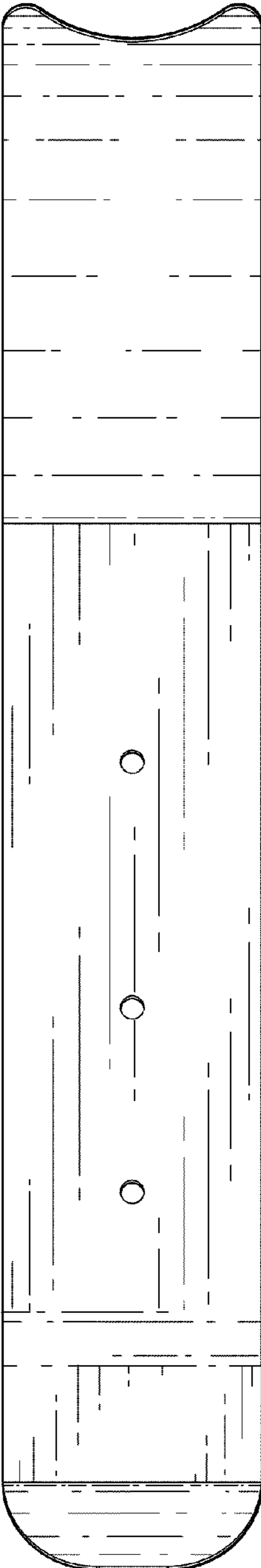
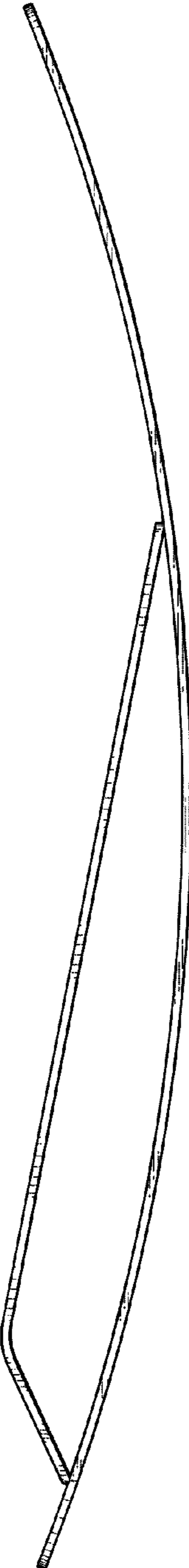


Fig. 1


**Fig. 2**

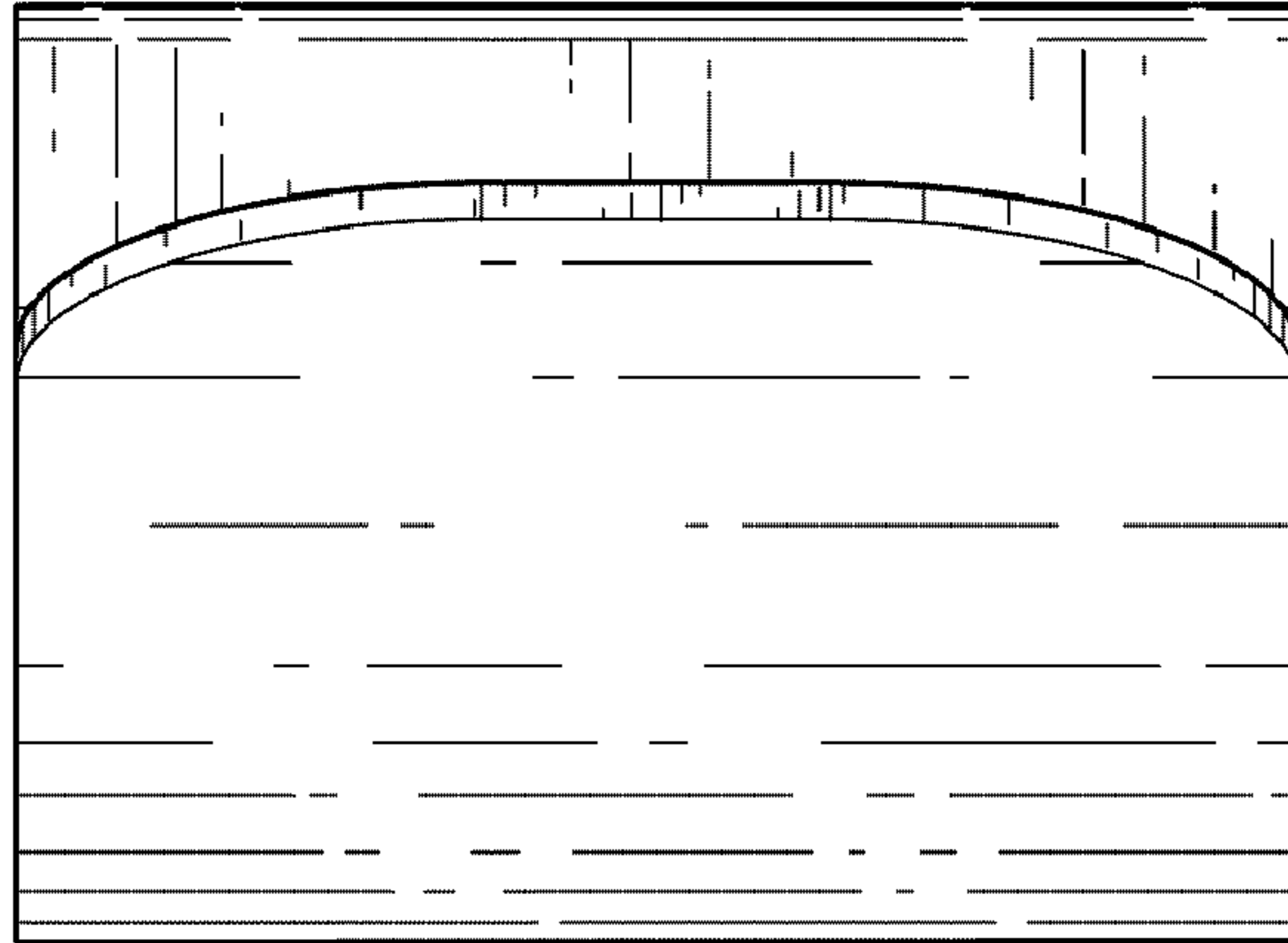


**Fig. 3**

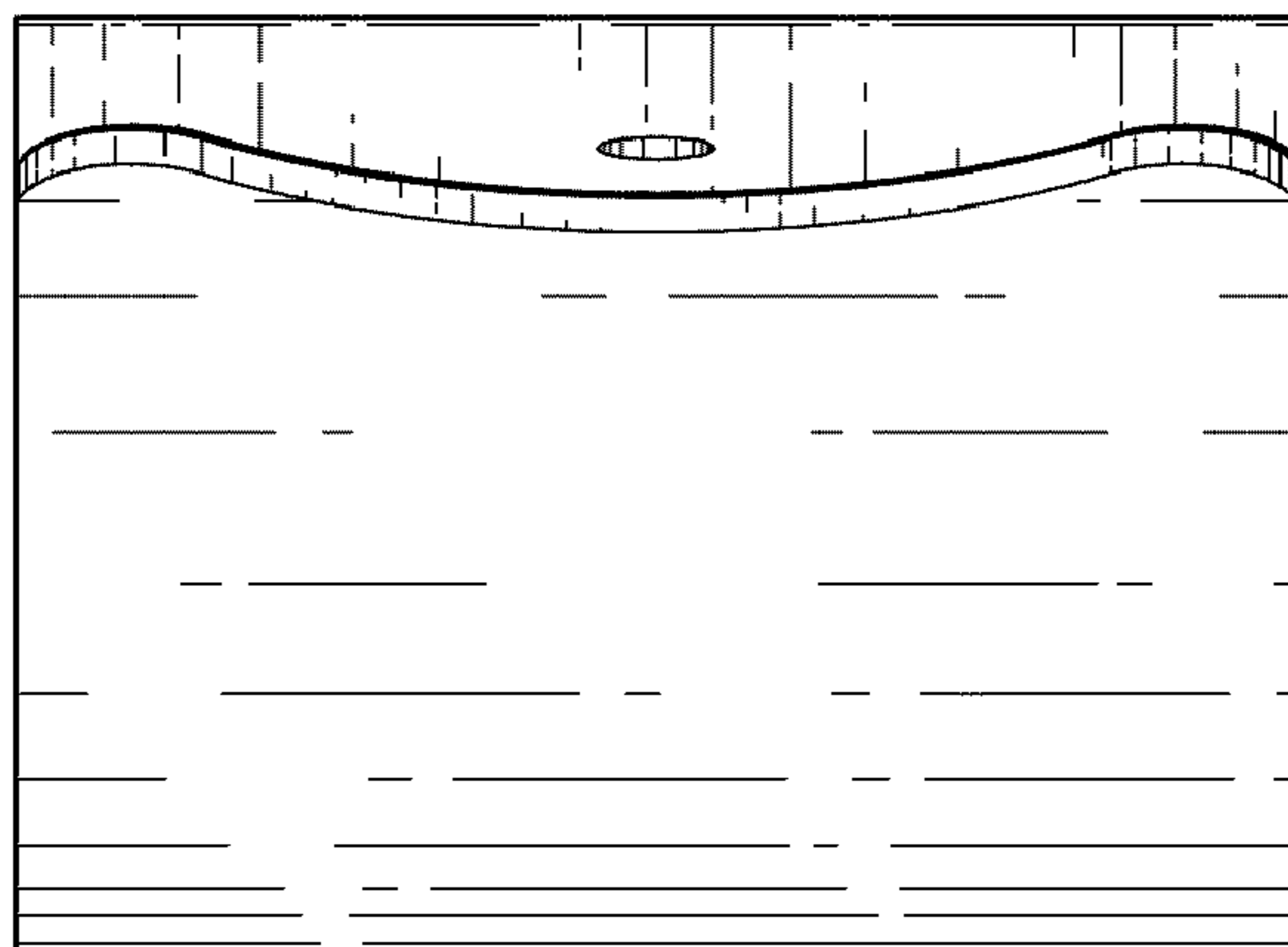


**Fig. 4**





**Fig. 5**



**Fig. 6**