

US00D645270S

(12) **United States Design Patent**  
**Guan**

(10) **Patent No.:** **US D645,270 S**

(45) **Date of Patent:** **\*\* Sep. 20, 2011**

(54) **CHAIR**

(75) Inventor: **Xiaohui Guan**, Guangzhou (CN)

(73) Assignee: **Alma Manufacturing Co., Ltd.**,  
Guangzhou (CN)

(\*\*) Term: **14 Years**

(21) Appl. No.: **29/311,039**

(22) Filed: **Dec. 12, 2008**

(30) **Foreign Application Priority Data**

Jun. 13, 2008 (CN) ..... 2008 3 0130418

(51) **LOC (9) Cl.** ..... **06-01**

(52) **U.S. Cl.** ..... **D6/369**

(58) **Field of Classification Search** ..... D6/369,  
D6/374-375, 334-336, 371-373, 379-380,  
D6/500-502; 297/239, 411.42, 411.45, 445.1,  
297/448.1, 451.9

See application file for complete search history.

(56) **References Cited**

**U.S. PATENT DOCUMENTS**

D332,183 S *	1/1993	White	.....	D6/369
D354,633 S *	1/1995	Frinier	.....	D6/369
D413,448 S *	9/1999	Navone	.....	D6/369
D422,422 S *	4/2000	Black	.....	D6/369
D431,383 S *	10/2000	Frinier	.....	D6/369
D485,688 S *	1/2004	Frinier et al.	.....	D6/334
D503,557 S *	4/2005	Erwin	.....	D6/369
D505,026 S *	5/2005	Erwin	.....	D6/369

D541,059 S *	4/2007	Frinier	.....	D6/334
D541,543 S *	5/2007	Doughty	.....	D6/369
D547,079 S *	7/2007	Wang	.....	D6/369
D550,470 S *	9/2007	Wang	.....	D6/369
D552,363 S *	10/2007	Graham	.....	D6/369
D573,362 S *	7/2008	Johansson et al.	.....	D6/369
D597,333 S *	8/2009	Kirar	.....	D6/379
D601,819 S *	10/2009	Marin et al.	.....	D6/369
D603,613 S *	11/2009	Wilson	.....	D6/334

\* cited by examiner

*Primary Examiner* — Elizabeth Albert

*Assistant Examiner* — Kelley Donnelly

(74) *Attorney, Agent, or Firm* — Birch, Stewart, Kolasch & Birch, LLP

(57) **CLAIM**

The ornamental design for a chair, as shown and described.

**DESCRIPTION**

The patent or application file contains at least one drawing executed in color. Copies of this patent or patent application publication with color drawings will be provided by the office upon request and payment of the necessary fee.

FIG. 1 is a front view of a chair showing my new design;

FIG. 2 is a rear view thereof;

FIG. 3 is a left side view thereof;

FIG. 4 is a right side view thereof;

FIG. 5 is a top view thereof;

FIG. 6 is a bottom view thereof; and,

FIG. 7 is a perspective view thereof.

**1 Claim, 7 Drawing Sheets**  
**(7 of 7 Drawing Sheet(s) Filed in Color)**





FIG. 1




FIG. 2




FIG. 3




FIG. 4

FIG. 5

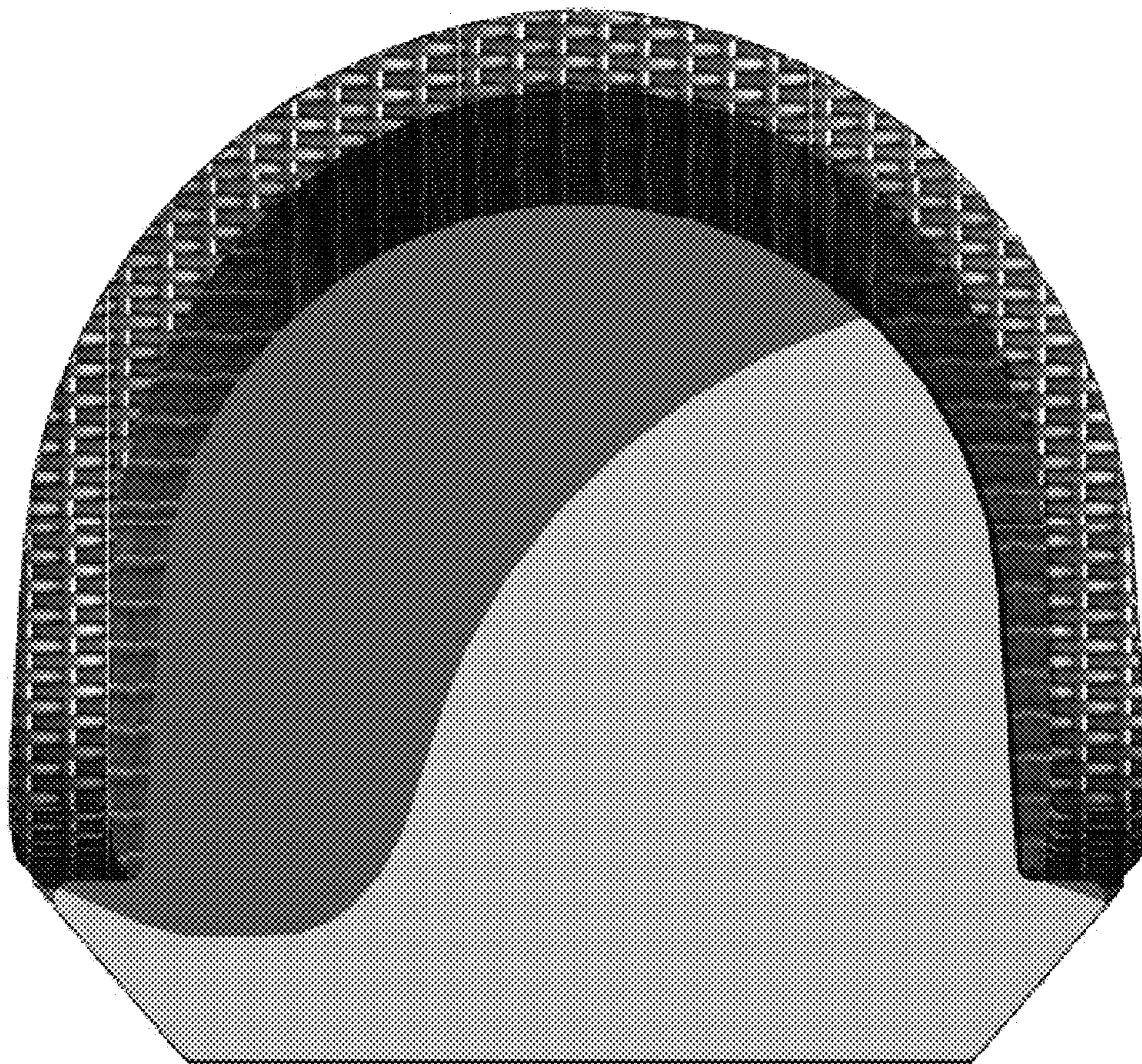


FIG. 6




FIG. 7

