



US00D645268S

(12) **United States Design Patent**
Robson

(10) **Patent No.:** **US D645,268 S**

(45) **Date of Patent:** **** Sep. 20, 2011**

(54) **BROAD-BACKED ARMCHAIR**

(75) Inventor: **Mark Robson**, Lovagny (FR)

(73) Assignee: **Sifas SARL** (FR)

(**) Term: **14 Years**

(21) Appl. No.: **29/361,108**

(22) Filed: **May 5, 2010**

(30) **Foreign Application Priority Data**

Nov. 12, 2009 (FR) 095509

(51) **LOC (9) Cl.** **06-01**

(52) **U.S. Cl.** **D6/361; D6/375**

(58) **Field of Classification Search** D6/334-336,
D6/361, 371, 372, 374, 375, 381, 500-502;
297/232, 447.1, 447.2, 451.7, 452.12, 452.14,
297/452.17, 452.19

See application file for complete search history.

(56) **References Cited**

U.S. PATENT DOCUMENTS

2,281,629 A * 5/1942 Snow 297/452.17
D194,498 S * 2/1963 Miller D6/361
D218,423 S * 8/1970 Angerer D6/361
3,620,570 A * 11/1971 Wilson et al. 297/451.12
3,717,378 A * 2/1973 Jackson 297/447.2

3,770,317 A * 11/1973 Persson et al. 297/451.7
D230,791 S * 3/1974 Romelli D6/375
D325,676 S * 4/1992 Parker D6/361
D372,805 S * 8/1996 Bonaddio et al. D6/375
D457,005 S * 5/2002 Mourgue D6/334

* cited by examiner

Primary Examiner — Mimoso De

(74) *Attorney, Agent, or Firm* — Pepper Hamilton LLP

(57) **CLAIM**

The ornamental design for a broad-backed armchair, as shown and described.

DESCRIPTION

FIG. 1 is a perspective view of a broad backed armchair of the invention.

FIG. 2 is a front view of the invention.

FIG. 3 is a back view of the invention.

FIG. 4 is a right profile view of the invention.

FIG. 5 is a left profile view of the invention.

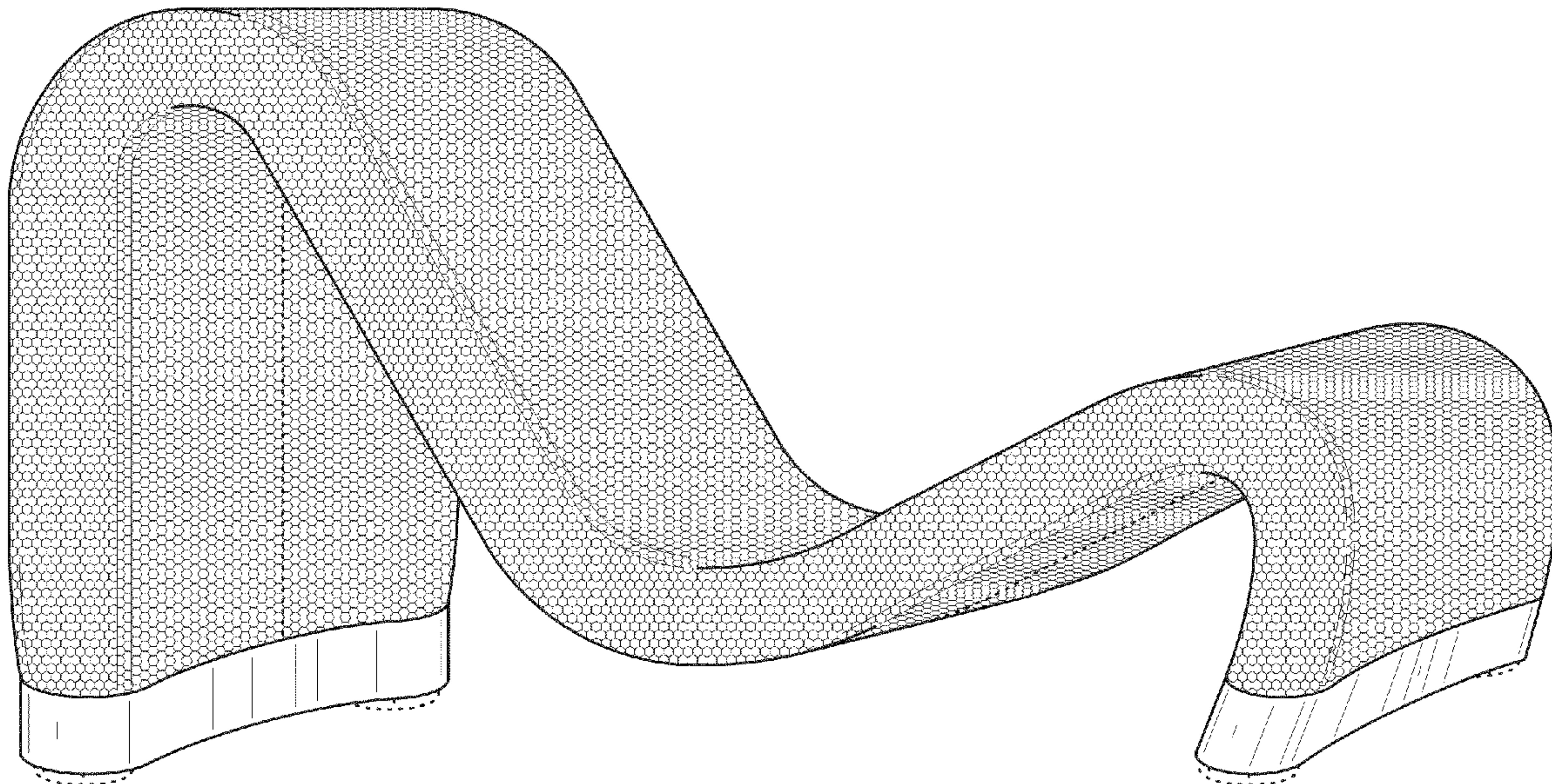
FIG. 6 is a top view of the invention; and,

FIG. 7 is a bottom view of the invention.

The dashed line shown on the center of the bottom of the armchair in FIGS. 1 and 7 is understood to represent stitching.

The broken lines showing the footrests of the armchair are for illustrative purposes only and form no part of the claimed design.

1 Claim, 7 Drawing Sheets



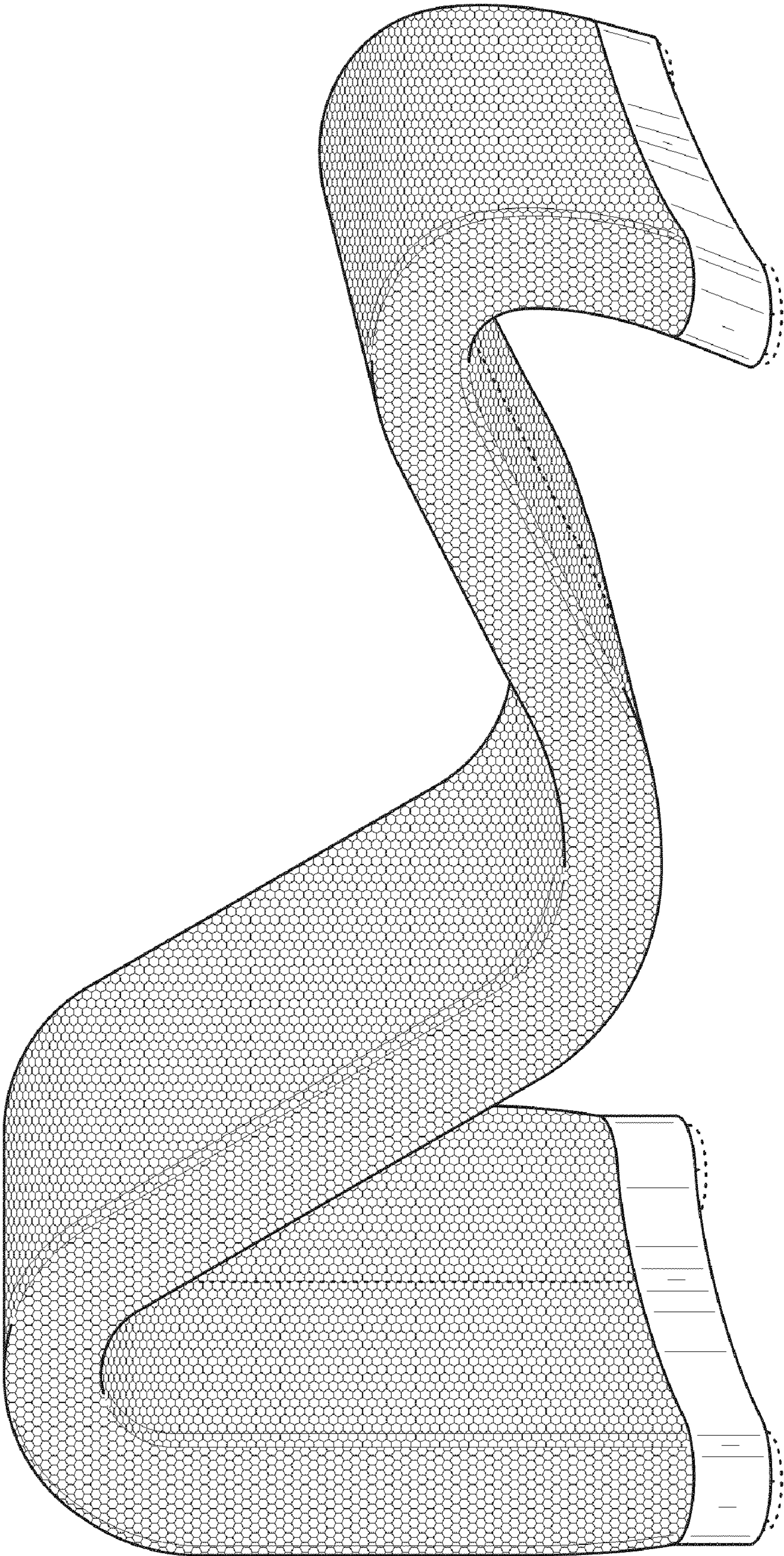


FIG. 1

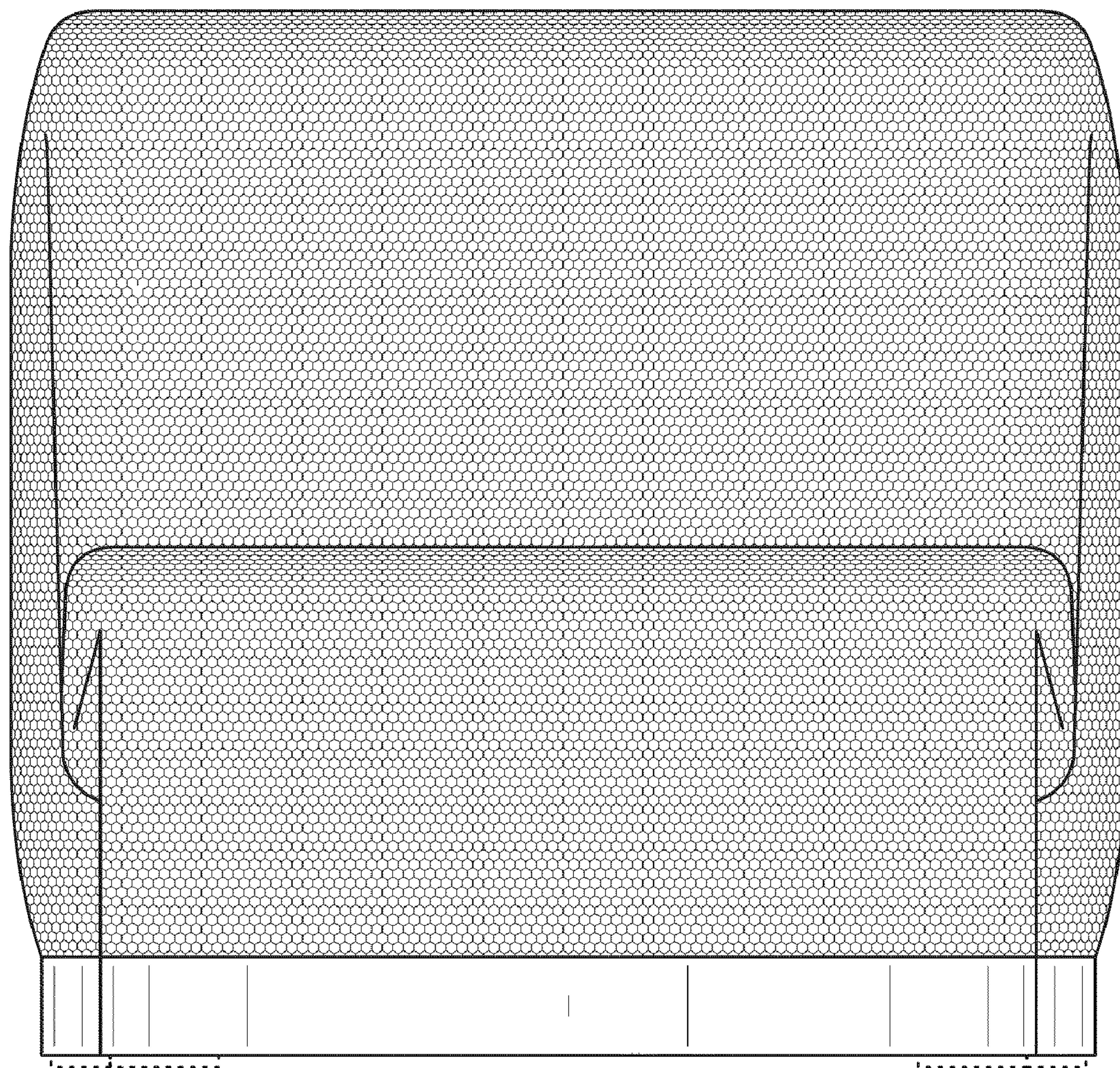


FIG. 2




FIG. 3

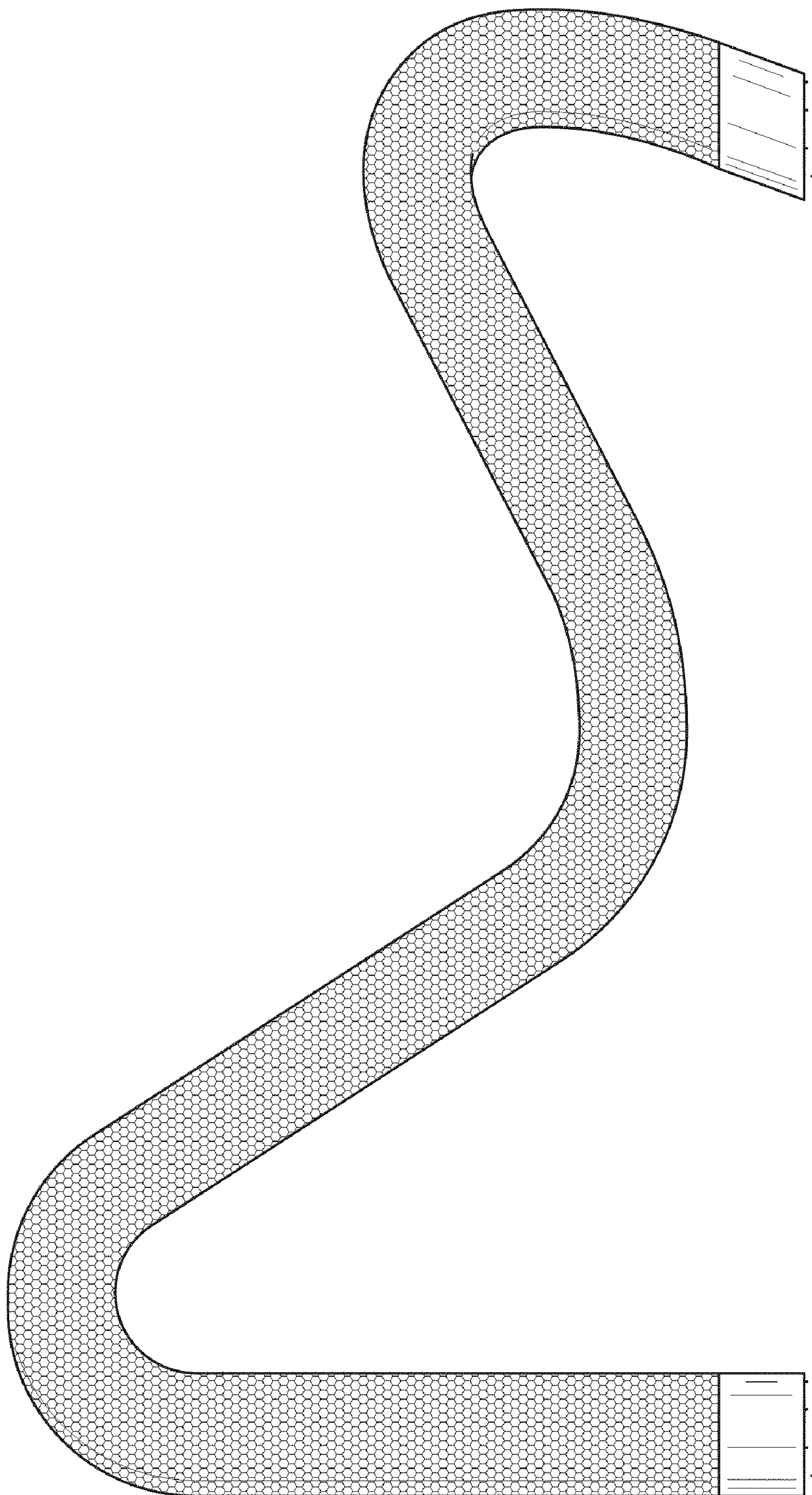


FIG. 4

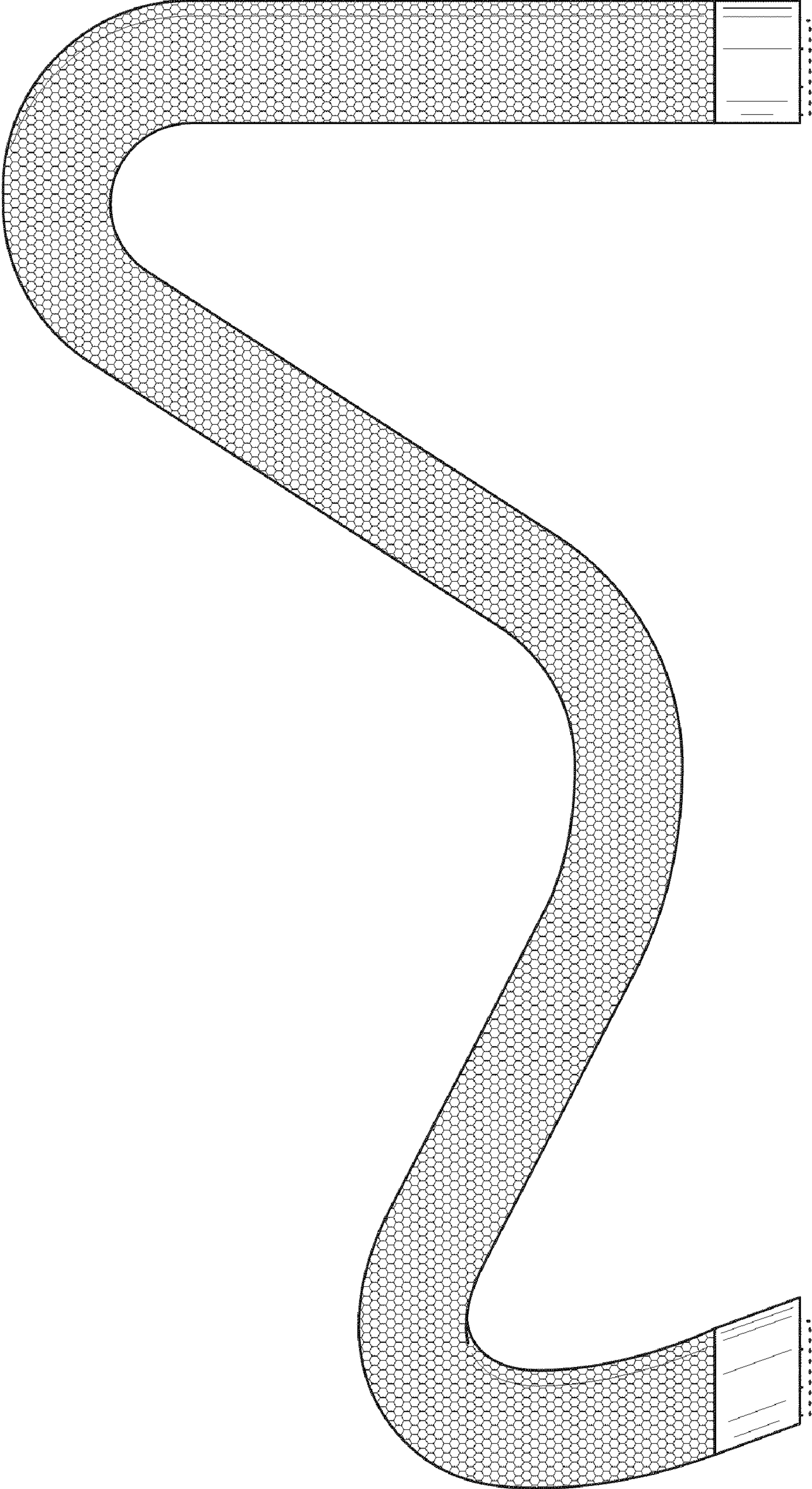


FIG. 5




FIG. 6




FIG. 7