



US00D645253S

(12) **United States Design Patent**
Xi et al.

(10) **Patent No.:** **US D645,253 S**

(45) **Date of Patent:** **** Sep. 20, 2011**

(54) **ORAL CARE IMPLEMENT**

(75) Inventors: **Wen Jin Xi**, Shanghai (CN); **Guang Sheng Guo**, Yangzhou (CN); **Kai Zhang**, Yangzhou (CN)

(73) Assignee: **Colgate-Palmolive Company**, New York, NY (US)

(**) Term: **14 Years**

(21) Appl. No.: **29/376,142**

(22) Filed: **Oct. 1, 2010**

(51) **LOC (9) Cl.** **04-02**

(52) **U.S. Cl.** **D4/108**

(58) **Field of Classification Search** D4/104-112, D4/118, 138; 15/110, 111, 143.1, 167.1, 15/167.2; 132/308-311; 601/139, 141; D24/133, D24/146, 147, 152; D28/48; 606/161
See application file for complete search history.

(56) **References Cited**

U.S. PATENT DOCUMENTS

D451,679 S *	12/2001	Ping	D4/104
D501,724 S *	2/2005	Li et al.	D4/104
D514,325 S *	2/2006	Moskovich et al.	D4/104
D596,407 S *	7/2009	Xi	D4/104

FOREIGN PATENT DOCUMENTS

CN	300842154	10/2008
CN	300842155	10/2008
CN	300869066	1/2009
CN	301024321	9/2009
CN	301050660	11/2009
JP	53-44564	* 4/1978
KR	30-0303422 S *	7/2002
WO	WO 2007/009276 A1 *	1/2007

OTHER PUBLICATIONS

DE 40407153-0001 Registered Design Application (Synpart AG) Aug. 25, 2005, [online], [retrieved on Mar. 20, 2011]. Retrieved from the Designs Register of the German Patent and Trade Mark Office using the Internet: <URL: http://register.dmpa.de>.*

HK 9911196.5 Registered Design Application, (Hawley & Hazel (BVI) Company Ltd.) Nov. 26, 1999, [online], [retrieved on Mar. 6, 2009] Retrieved from the Design Registry of the Intellectual Property Department of the Government of the Hong Kong Special Administrative Region using the Internet: <URL: http://ipsearch.ipd.gov.hk>.*

* cited by examiner

Primary Examiner — Melanie H Tung

Assistant Examiner — Lavone D Tabor

(74) *Attorney, Agent, or Firm* — Judy W. Chung

(57) **CLAIM**

The ornamental design for an oral care implement, as shown and described.

DESCRIPTION

FIG. 1 is a front perspective view of an oral care implement according to the new design;

FIG. 2 is a rear perspective view thereof;

FIG. 3 is a front view thereof;

FIG. 4 is a rear view thereof;

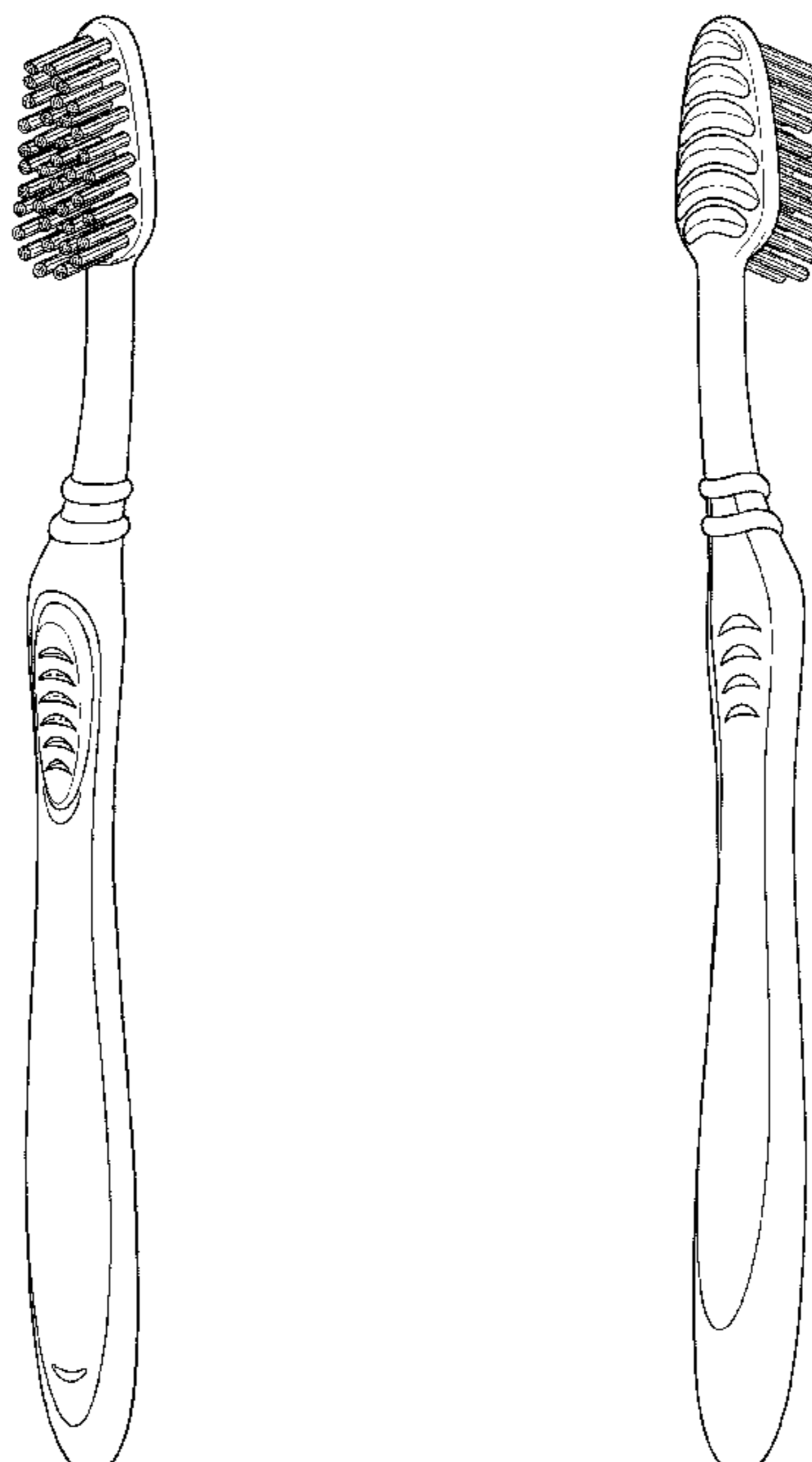
FIG. 5 is a left side view thereof;

FIG. 6 is a right side view thereof;

FIG. 7 is a top view thereof; and,

FIG. 8 is a bottom view thereof.

1 Claim, 4 Drawing Sheets



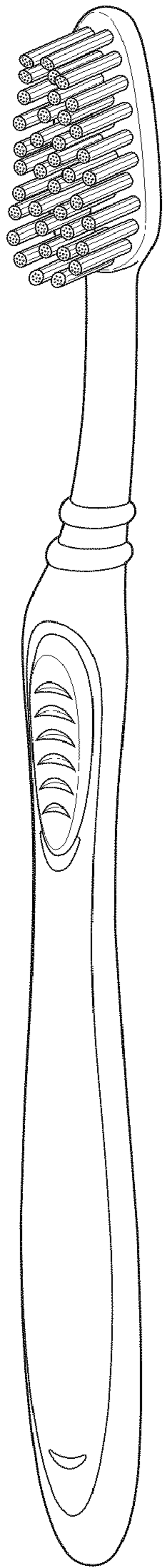


FIG. 1

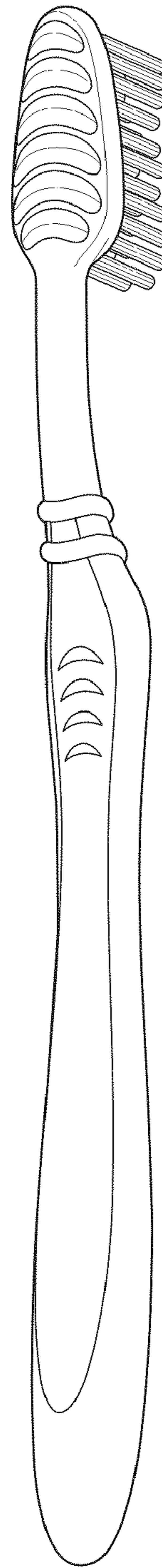


FIG. 2

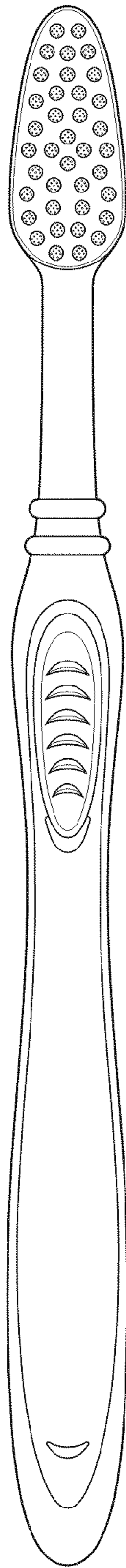


FIG. 3

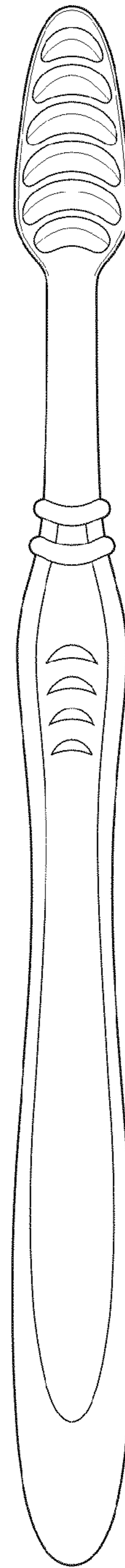


FIG. 4

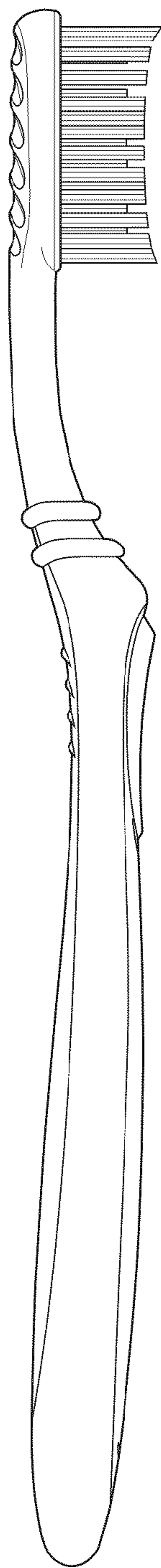


FIG. 5

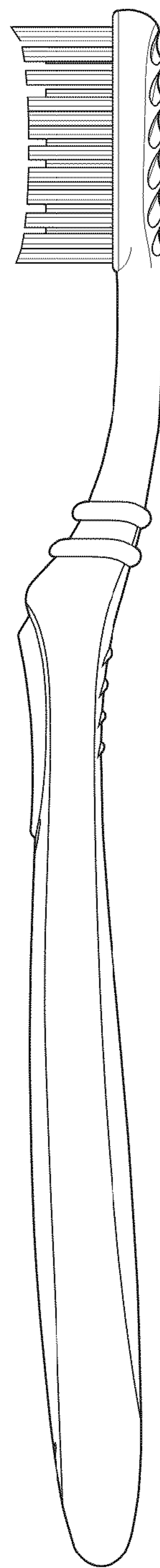


FIG. 6

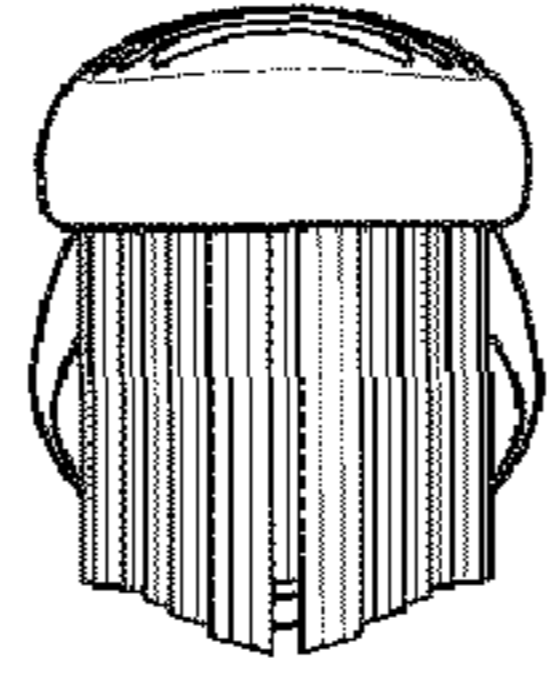


FIG. 7

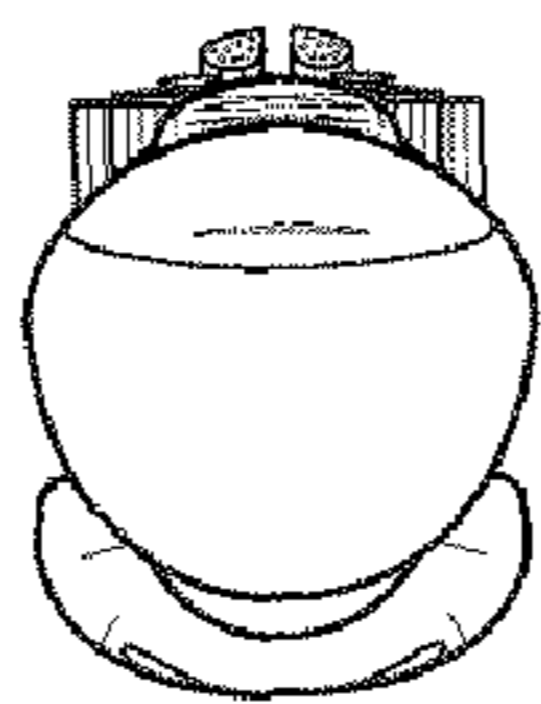


FIG. 8