



US00D645245S

(12) **United States Design Patent**
Higuchi

(10) **Patent No.:** **US D645,245 S**

(45) **Date of Patent:** **** Sep. 20, 2011**

(54) **SHOULDER PAD PART OF A BABY SLING**

Primary Examiner — T. Chase Nelson

Assistant Examiner — Michael Pratt

(75) Inventor: **Junichi Higuchi**, Ibi-gun (JP)

(74) *Attorney, Agent, or Firm* — Sughrue Mion, PLLC

(73) Assignee: **Lucky Industry Co., Ltd**, Ibi-Gun (JP)

(**) Term: **14 Years**

(57) **CLAIM**

The ornamental design for a shoulder pad part of a baby sling, as shown and described.

(21) Appl. No.: **29/359,331**

(22) Filed: **Apr. 8, 2010**

DESCRIPTION

(51) **LOC (9) Cl.** **03-99**

(52) **U.S. Cl.** **D3/214**

(58) **Field of Classification Search** D3/213–215;
D6/354; 224/155, 157, 158, 159, 160, 161,
224/264, 270, 907; 446/28; 2/84–85, 94–95,
2/102, 108; 5/94; D2/719, 828–831

See application file for complete search history.

FIG. 1 is a perspective view of a baby sling showing my new design including an infant holding part formed of both low elastic and high elastic knitted fabric, the shoulder pad part formed of both low elastic and high elastic knitted fabric and a belt part formed of low elastic knitted fabric integrally knitted together to form an annular shape;

FIG. 2 is a top plan view thereof;

FIG. 3 is a bottom plan view thereof; and,

FIG. 4 is a reference view showing the baby sling in use.

The broken line portions of the figure drawings are included to show unclaimed subject matter only and form no part of the claimed design.

(56) **References Cited**

U.S. PATENT DOCUMENTS

4,757,925 A *	7/1988	Knittel	224/158
D306,655 S *	3/1990	Schlegel Liebert	D3/214
6,595,396 B2 *	7/2003	Cummings et al.	224/158

* cited by examiner

1 Claim, 4 Drawing Sheets




FIG. 1

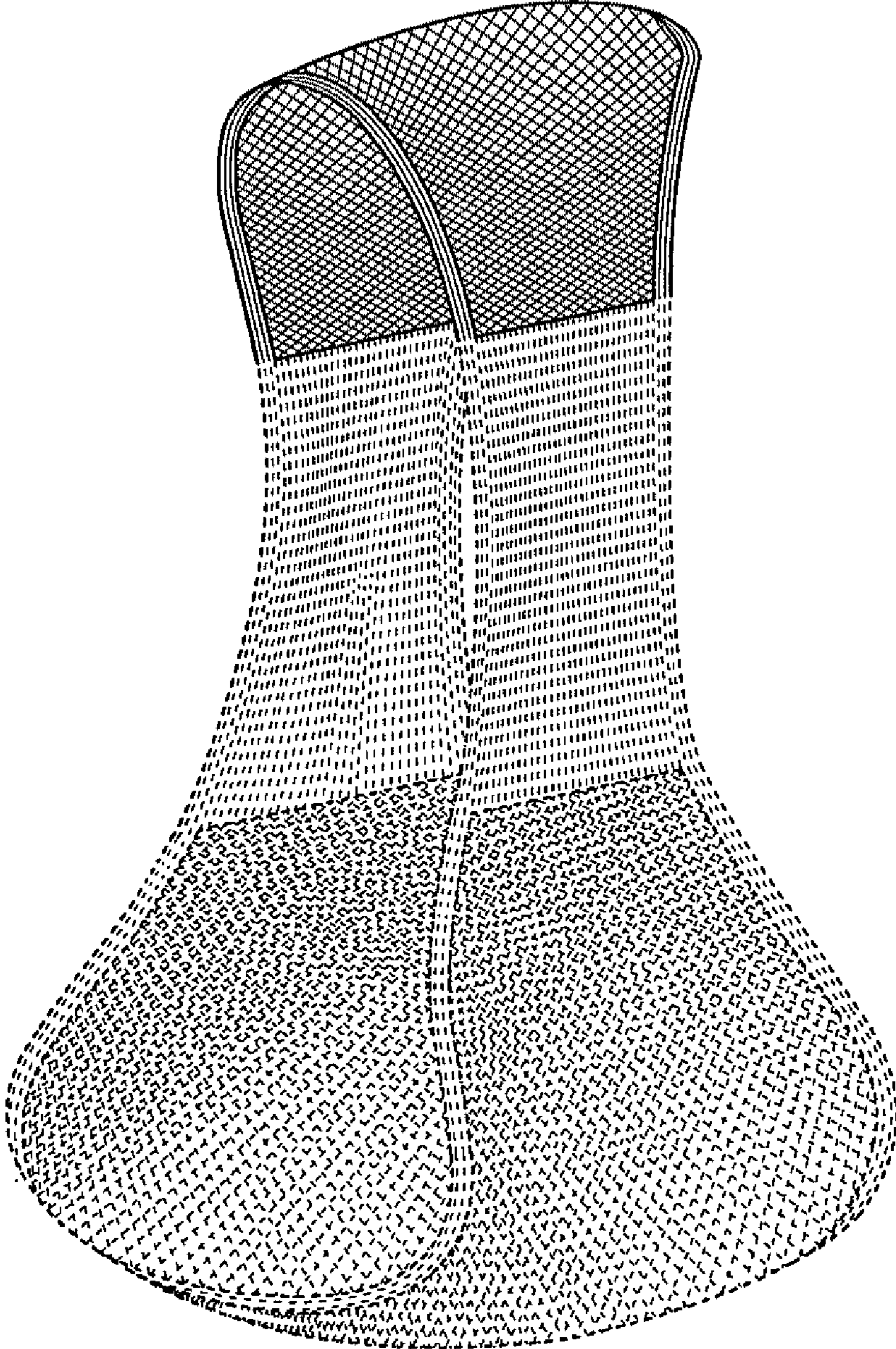


FIG.2

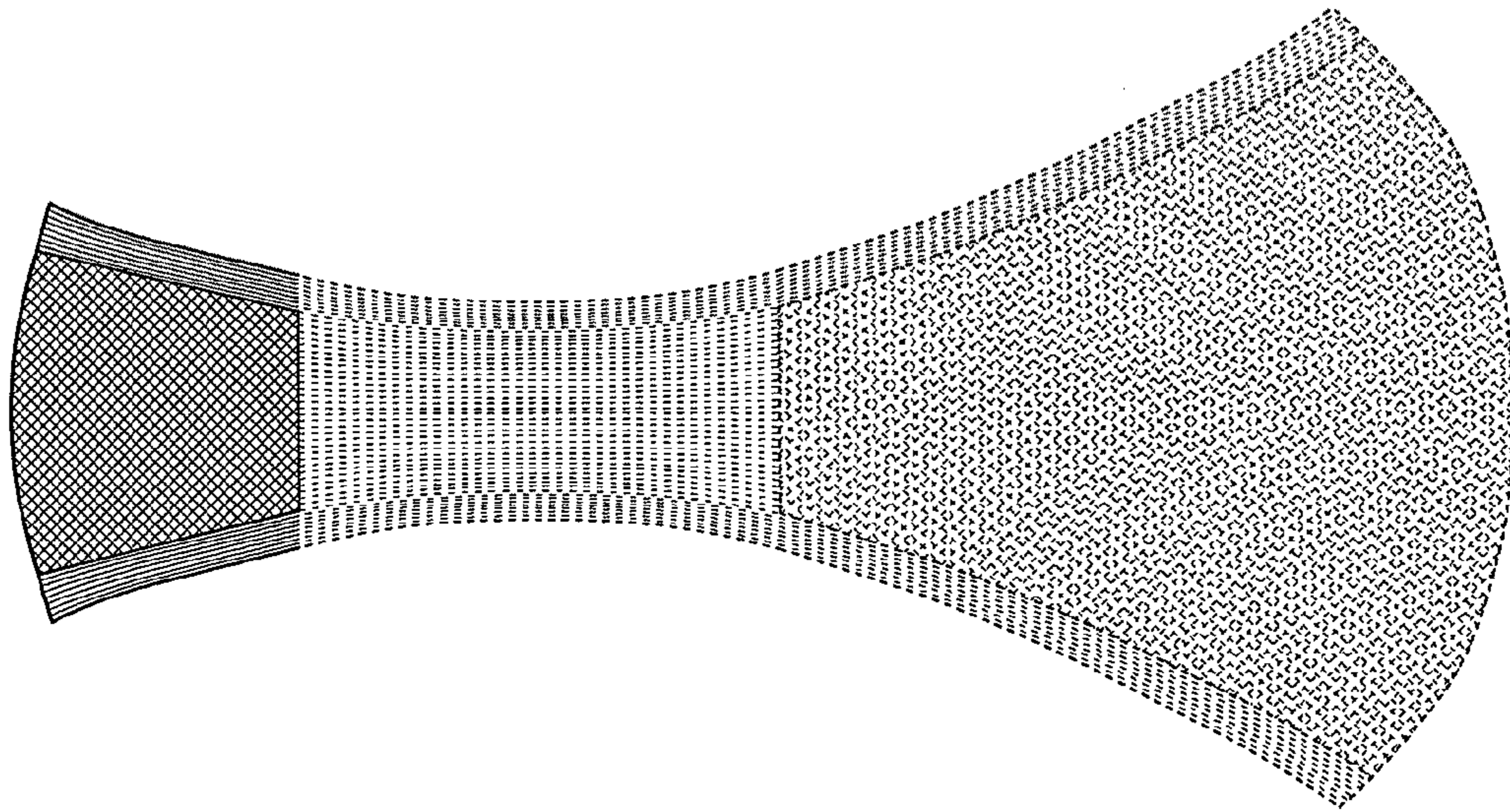


FIG.3

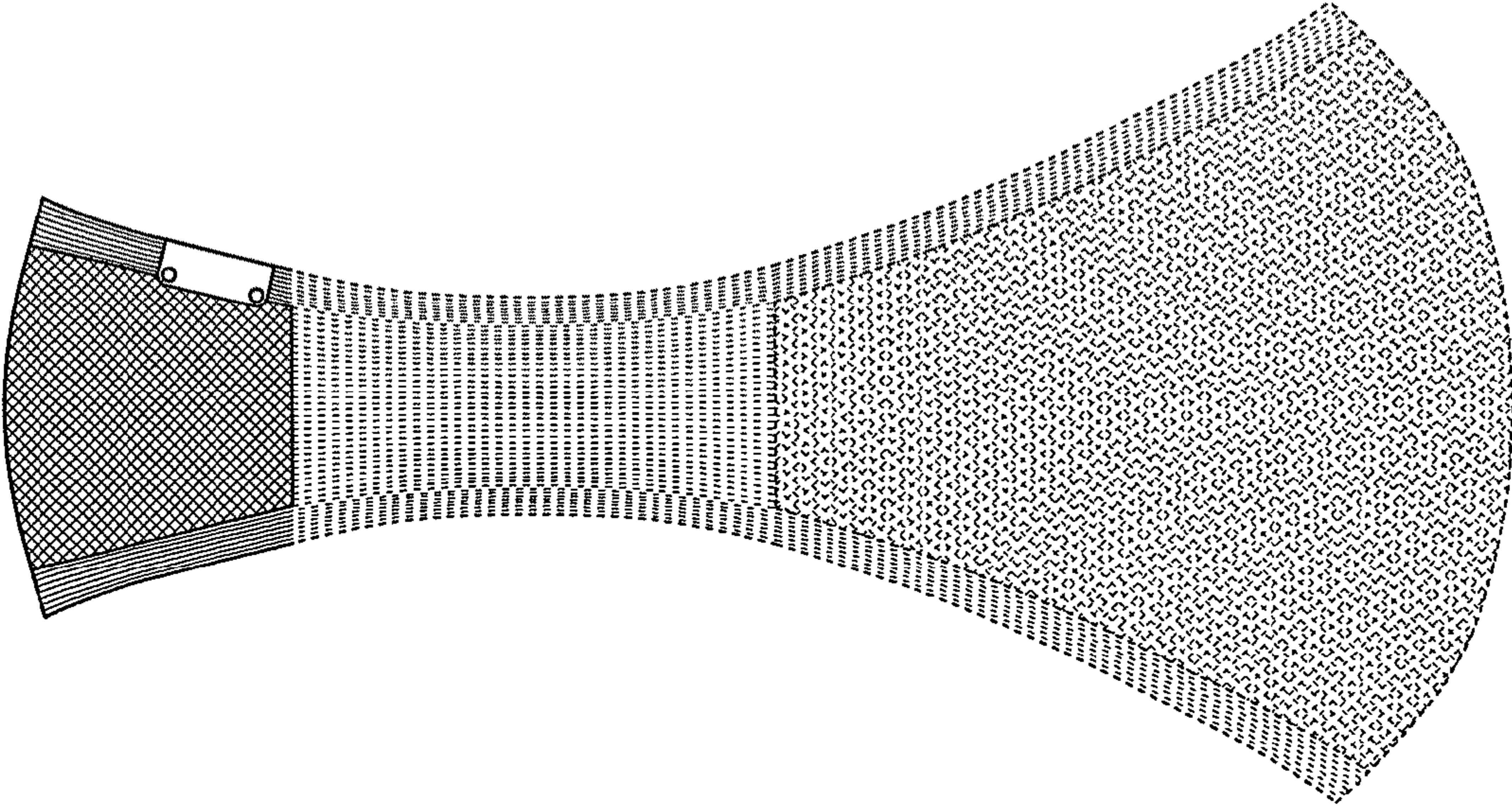


FIG.4

