



US00D645244S

(12) **United States Design Patent**
Rietjens et al.

(10) **Patent No.:** **US D645,244 S**

(45) **Date of Patent:** **** *Sep. 20, 2011**

(54) **SLIDE CASE TABLET DISPENSER**

FOREIGN PATENT DOCUMENTS

(75) Inventors: **Erik Rietjens**, Maastricht (NL);
Jan-Jaap Rietjens, Vught (NL)

CA 33189 11/1970
CA 45840 8/1979

* cited by examiner

(73) Assignee: **N.V. Organon**, Oss (NL)

Primary Examiner — Catheri Oliver

(**) Term: **14 Years**

(74) *Attorney, Agent, or Firm* — Janet E. Fair; John C. Todaro

(21) Appl. No.: **29/342,900**

(57) **CLAIM**

The ornamental design for a slide case tablet dispenser, as shown.

(22) Filed: **Sep. 2, 2009**

DESCRIPTION

(30) **Foreign Application Priority Data**

Jul. 9, 2009 (EM) 001575960

(51) **LOC (9) Cl.** **03-01**

(52) **U.S. Cl.** **D3/203.3**

(58) **Field of Classification Search** D3/203.1–203.6,
D3/201, 205; D9/730–733, 736; 206/528–540;
220/8, 345.4, 351

See application file for complete search history.

FIG. 1 is a top perspective view of the slide case tablet dispenser with the slide case closed.

FIG. 2 is a top plan view of the slide case tablet dispenser with the slide case closed.

FIG. 3 is a rear elevational view of the slide case tablet dispenser with the slide case closed.

FIG. 4 is a front elevational view of the slide case tablet dispenser with the slide case closed.

FIG. 5 is a side elevational view of the slide case tablet dispenser with the slide case closed.

FIG. 6 is a bottom plan view of the slide case tablet dispenser with the slide case closed.

FIG. 7 is a top perspective view of the slide case tablet dispenser with the slide case open.

FIG. 8 is a top plan view of the slide case tablet dispenser with the slide case open.

FIG. 9 is a rear elevational view of the slide case tablet dispenser with the slide case open.

FIG. 10 is a front elevational view of the slide case tablet dispenser with the slide case open.

FIG. 11 is a side elevational view of the slide case tablet dispenser with the slide case open; and,

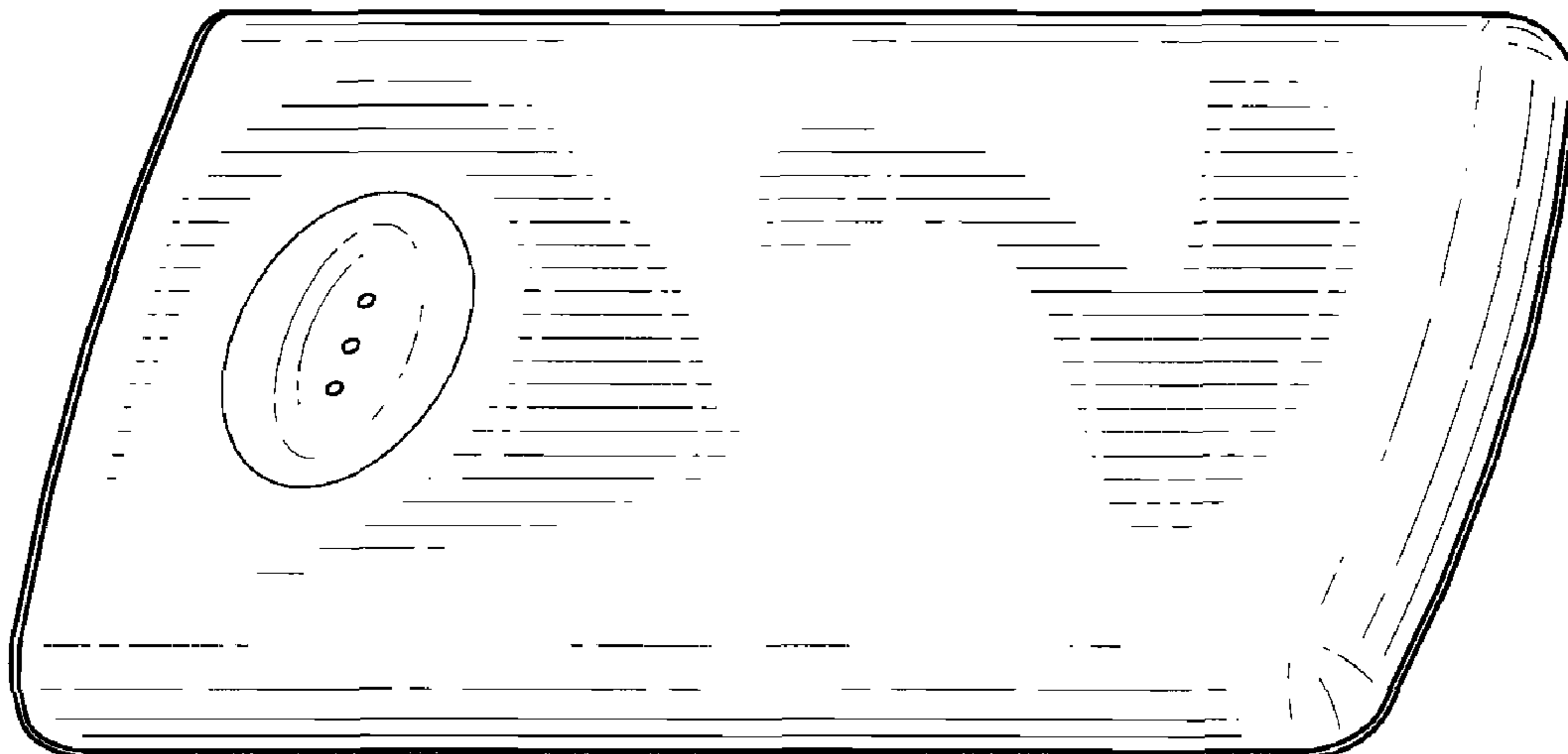
FIG. 12 is a bottom plan view of the slide case tablet dispenser with the slide case open.

(56) **References Cited**

U.S. PATENT DOCUMENTS

1,988,134 A * 1/1935 Nitardy 206/534.1
2,295,747 A * 9/1942 Mills 220/351
D218,400 S 8/1970 Walter
3,833,143 A * 9/1974 Starkermann et al. 220/351
4,113,098 A * 9/1978 Howard 206/540
D257,126 S 9/1980 Johnson
4,932,547 A * 6/1990 Rodriguez 220/8
D324,819 S * 3/1992 Eisenberg D3/203.3
D358,762 S * 5/1995 Walchek et al. D3/203.3
D398,521 S * 9/1998 Coe D3/203.3
D411,445 S * 6/1999 Anderson D3/203.3
D414,106 S * 9/1999 Anderson D3/203.3
6,672,471 B2 * 1/2004 Cross 220/345.4
D508,164 S * 8/2005 Coe et al. D3/203.3
D625,912 S * 10/2010 Sprada et al. D3/203.3

1 Claim, 6 Drawing Sheets



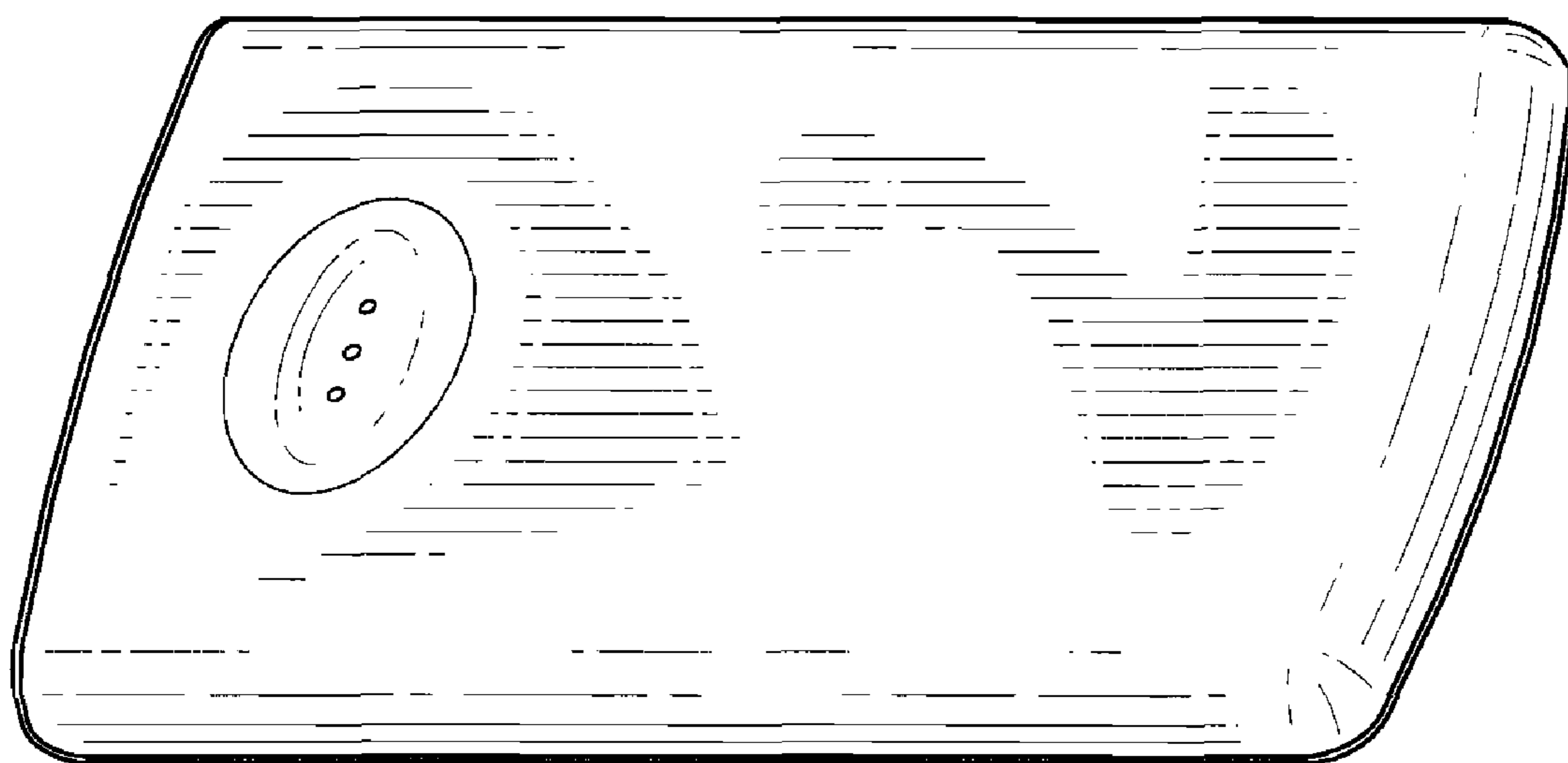


FIG. 1

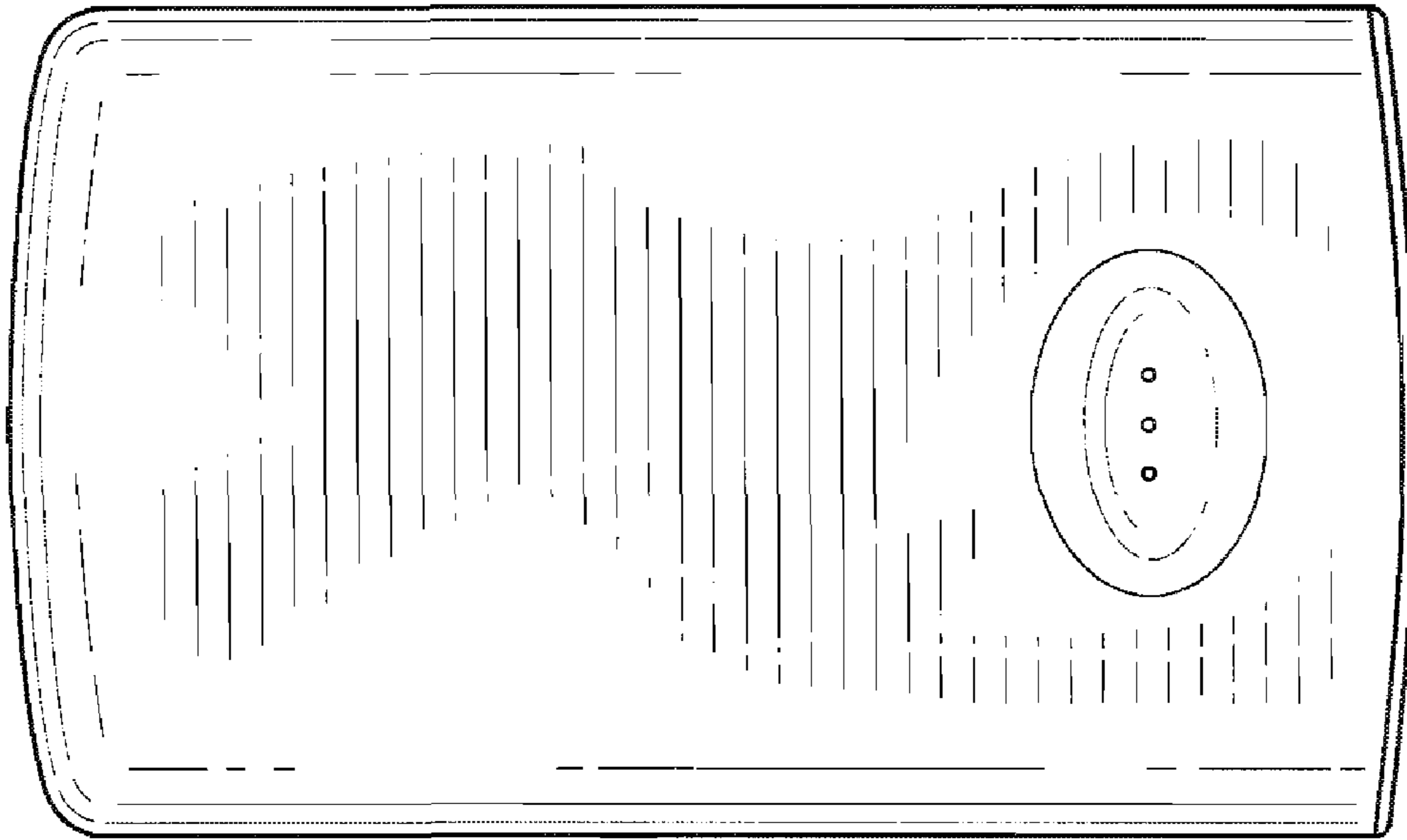


FIG. 2

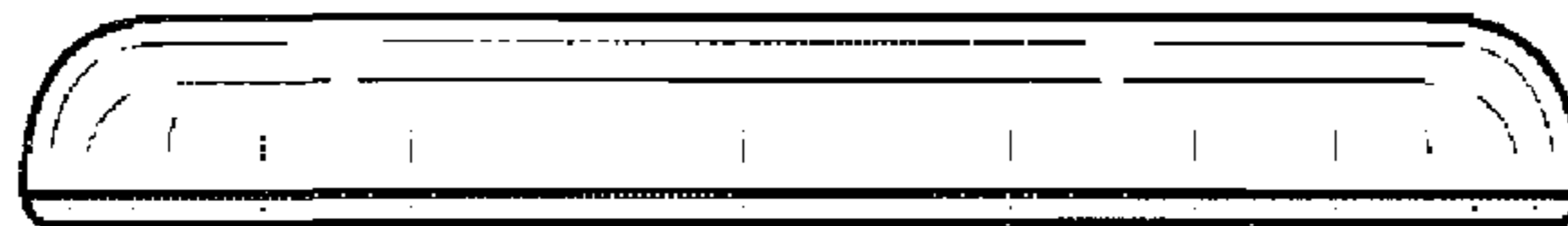


FIG. 3

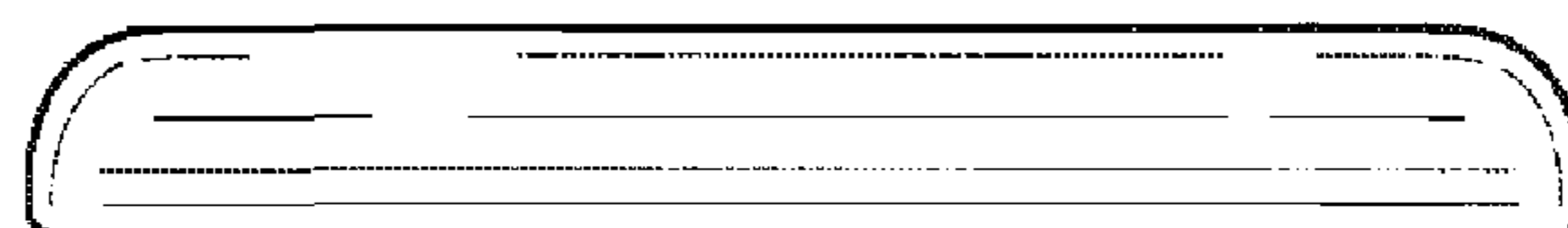


FIG. 4



FIG. 5

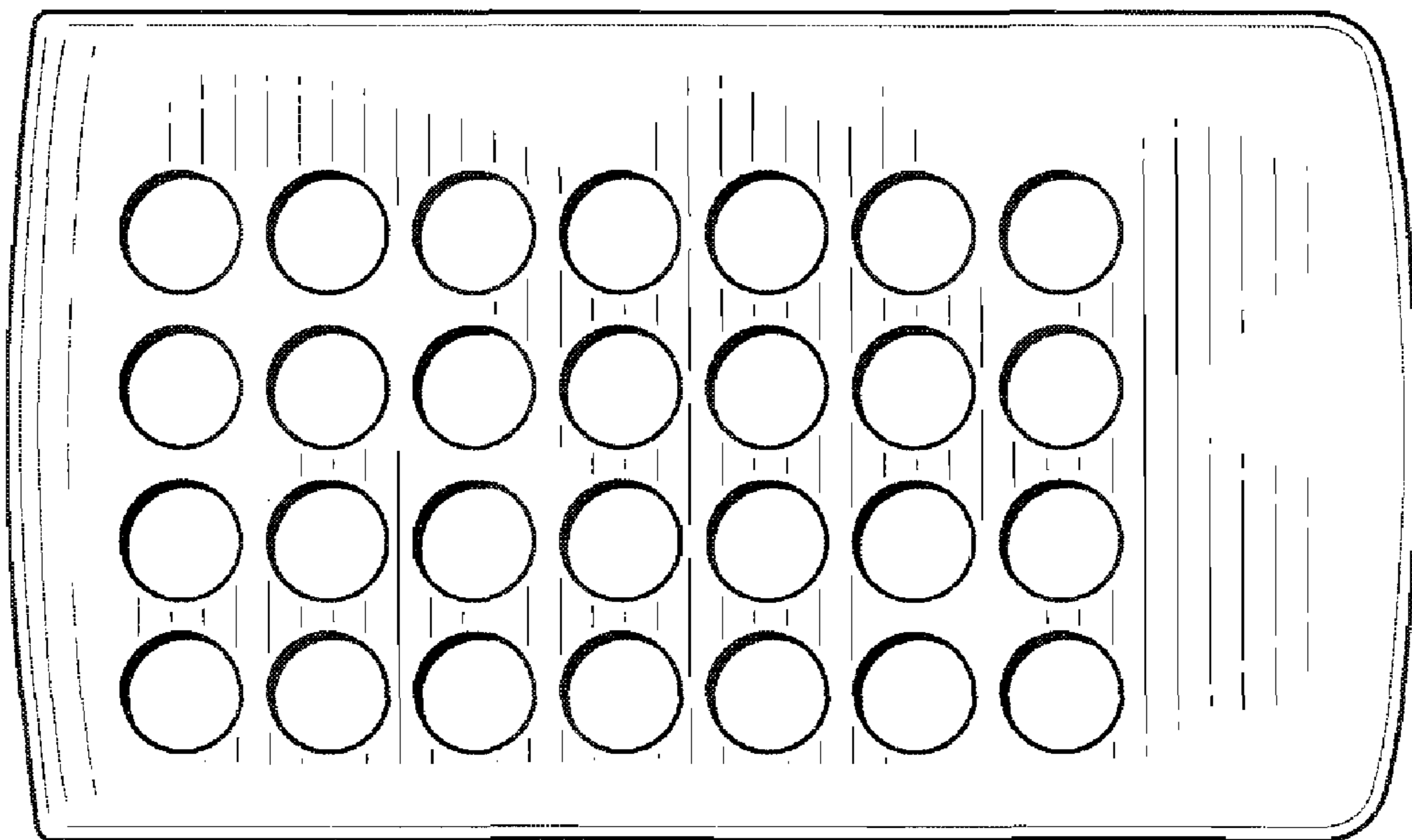


FIG. 6




FIG. 7

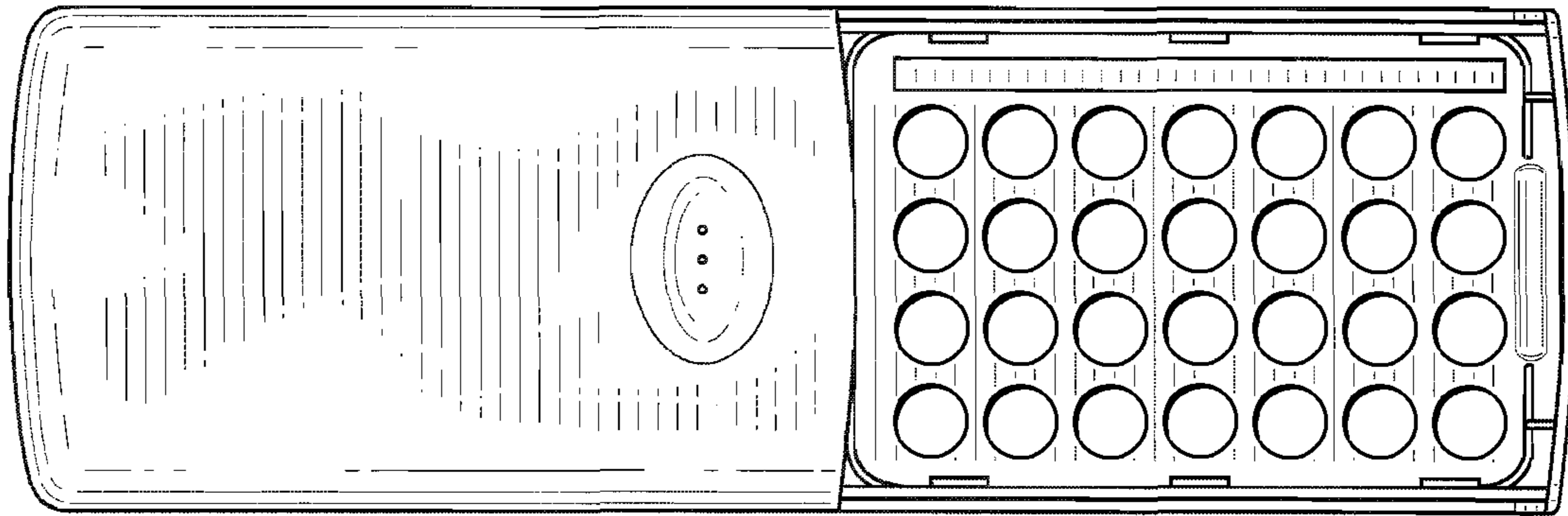


FIG. 8




FIG. 9




FIG. 10



FIG. 11

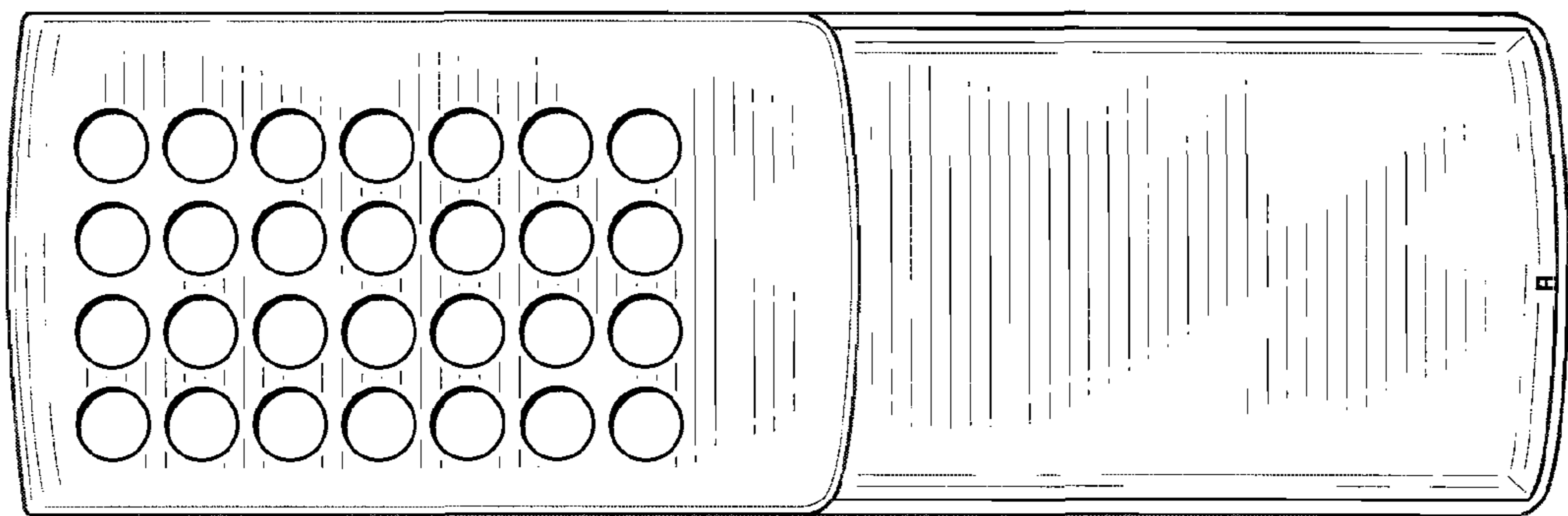


FIG. 12