



US00D645238S

(12) **United States Design Patent**
McClaskie

(10) **Patent No.:** **US D645,238 S**

(45) **Date of Patent:** **** Sep. 20, 2011**

(54) **SHOE**

(75) **Inventor:** **Thomas E. McClaskie**, Bethlehem, PA
(US)

(73) **Assignee:** **Columbia Insurance Company**,
Omaha, NE (US)

(**) **Term:** **14 Years**

(21) **Appl. No.:** **29/379,996**

(22) **Filed:** **Nov. 29, 2010**

(51) **LOC (9) Cl.** **02-04**

(52) **U.S. Cl.** **D2/952; D2/951**

(58) **Field of Classification Search** D2/902,
D2/906, 908, 916, 918, 925, 946-962, 977;
36/3 B, 22 R, 24.5, 25 R, 28, 32 R, 34 R,
36/59 C, 67 A, 103

See application file for complete search history.

(56) **References Cited**

U.S. PATENT DOCUMENTS

1,861,969	A *	6/1932	Leighton, Jr.	36/34 R
D95,053	S *	4/1935	Lovejoy	D2/966
D107,400	S	12/1937	Bannister	
2,288,700	A *	7/1942	Hazelton et al.	36/24.5
D163,012	S *	4/1951	Yaggi	D2/952
D385,392	S	10/1997	Cass	
D399,341	S	10/1998	Munns	
D501,707	S	2/2005	Nakano	

D543,679	S	6/2007	Edwards	
D545,534	S	7/2007	McClaskie	
D549,432	S	8/2007	McClaskie	
D586,987	S *	2/2009	McClaskie	D2/952
D604,486	S *	11/2009	McClaskie	D2/952
D608,992	S *	2/2010	McClaskie	D2/952

* cited by examiner

Primary Examiner — T. Chase Nelson

(74) *Attorney, Agent, or Firm* — St. Onge Steward Johnston
& Reens LLC

(57) **CLAIM**

The ornamental design for a shoe, as shown and described.

DESCRIPTION

FIG. 1 is a bottom perspective view of a shoe in accordance with the new design;

FIG. 2 is a bottom view thereof;

FIG. 3 is a top view thereof;

FIG. 4 is a right side view thereof;

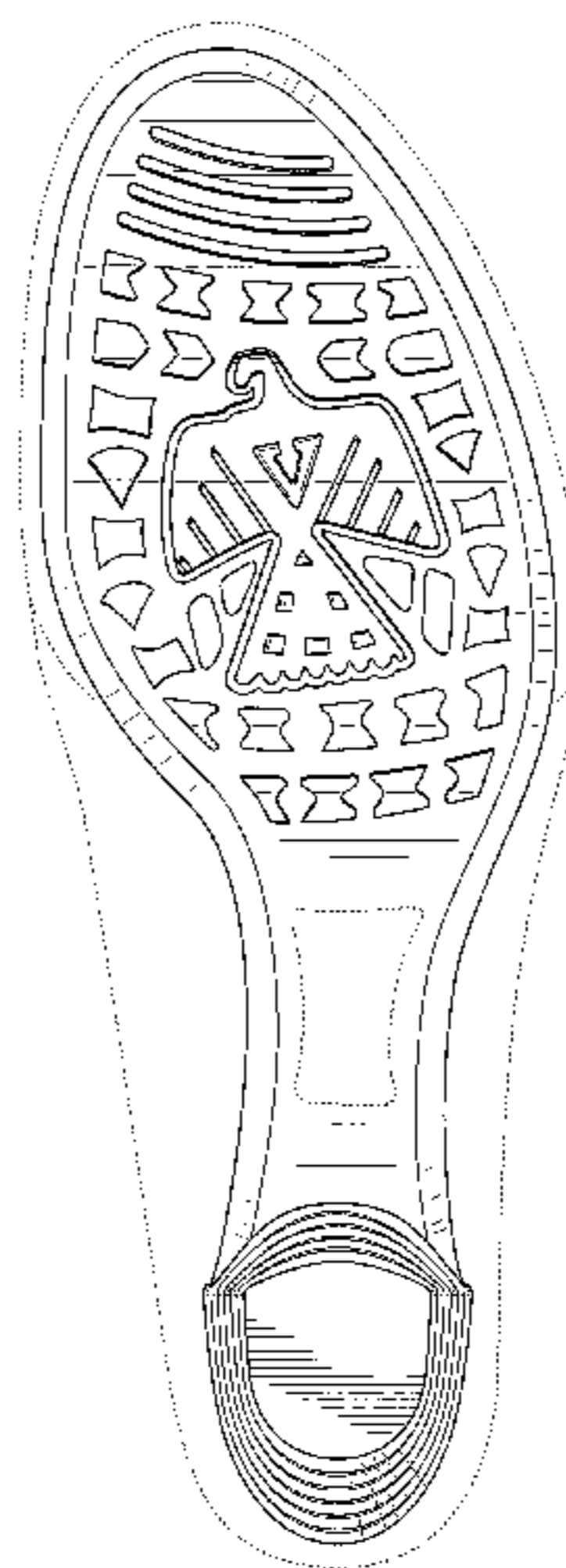
FIG. 5 is a left side view thereof;

FIG. 6 is a front view thereof; and,

FIG. 7 is a rear view thereof.

The shoe upper shown in broken lines in FIGS. 1-7 is for environmental purposes only and forms no part of the claimed design. The broken lines shown in each arch area of FIGS. 1 and 2 represent boundaries of the design with the lines themselves and the areas within them forming no part of the claimed design.

1 Claim, 7 Drawing Sheets



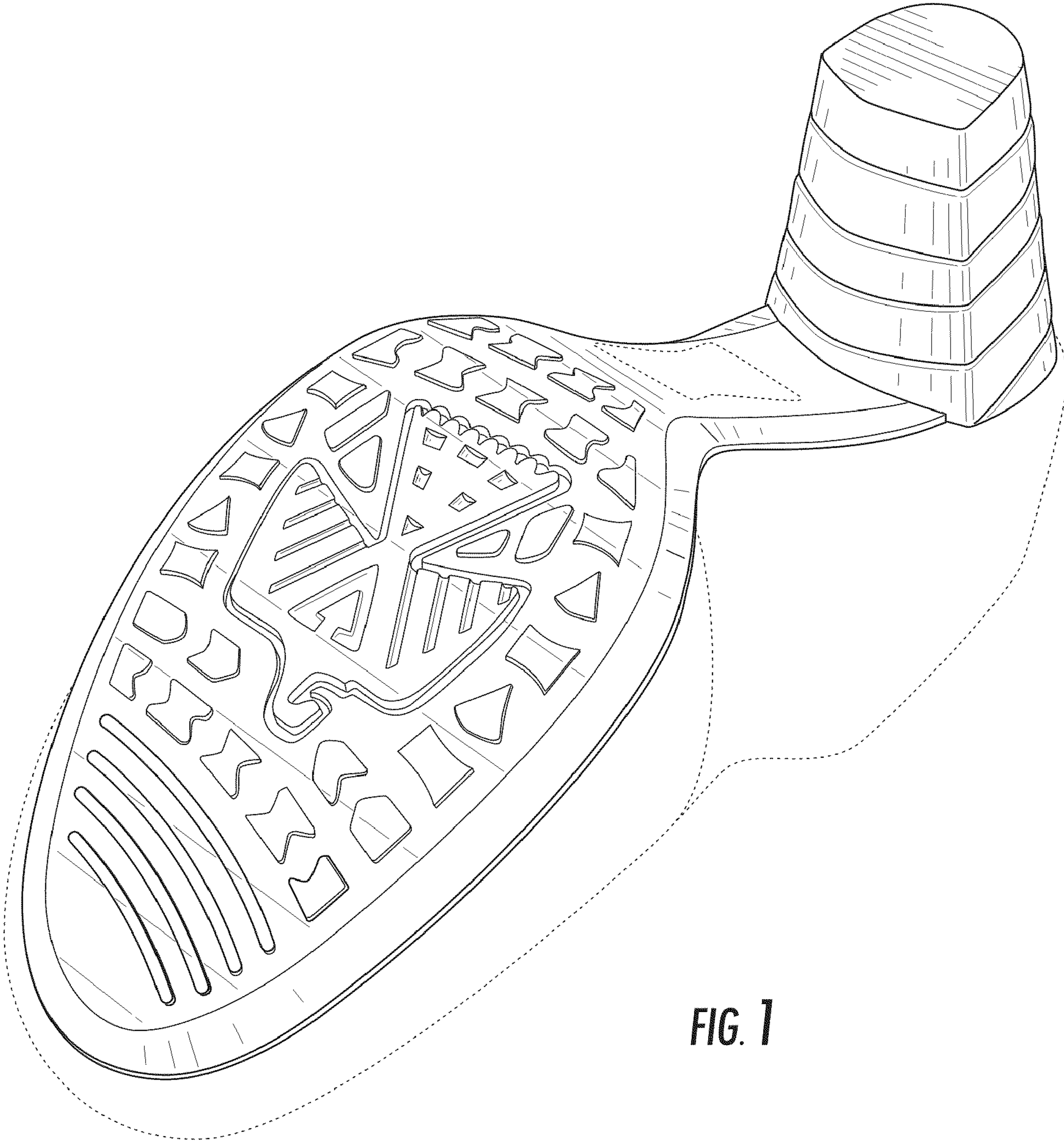


FIG. 1

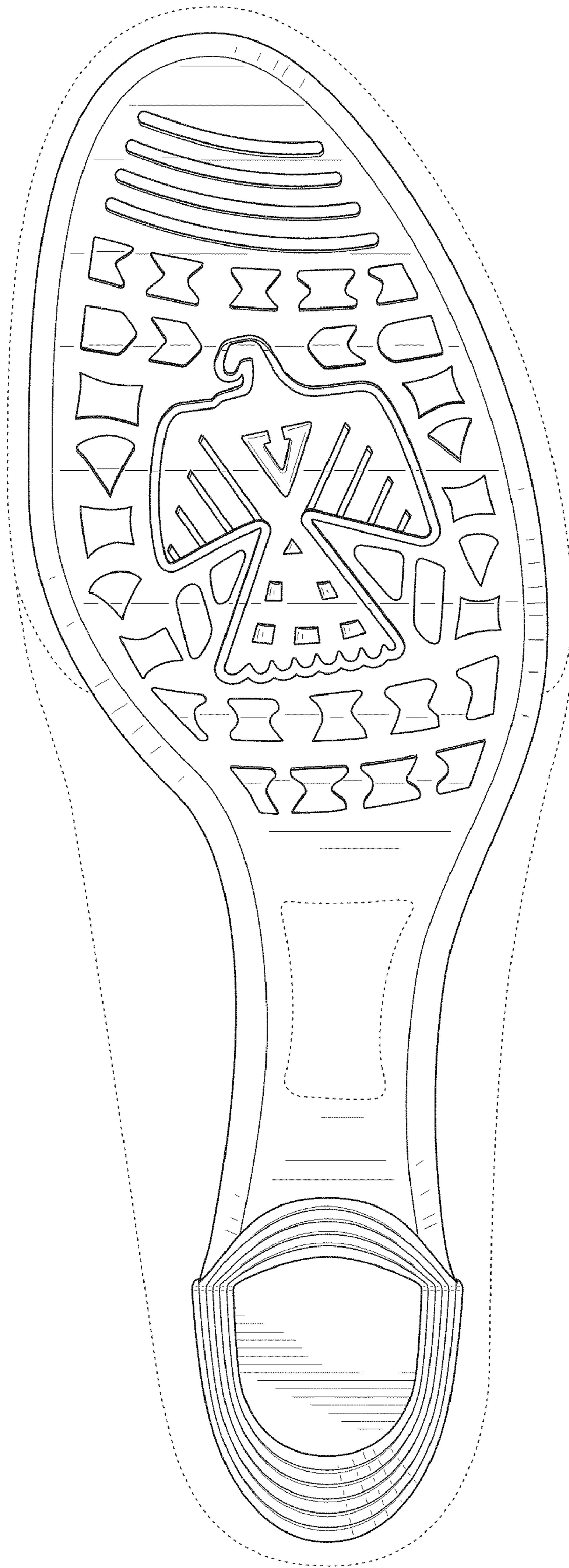


FIG. 2

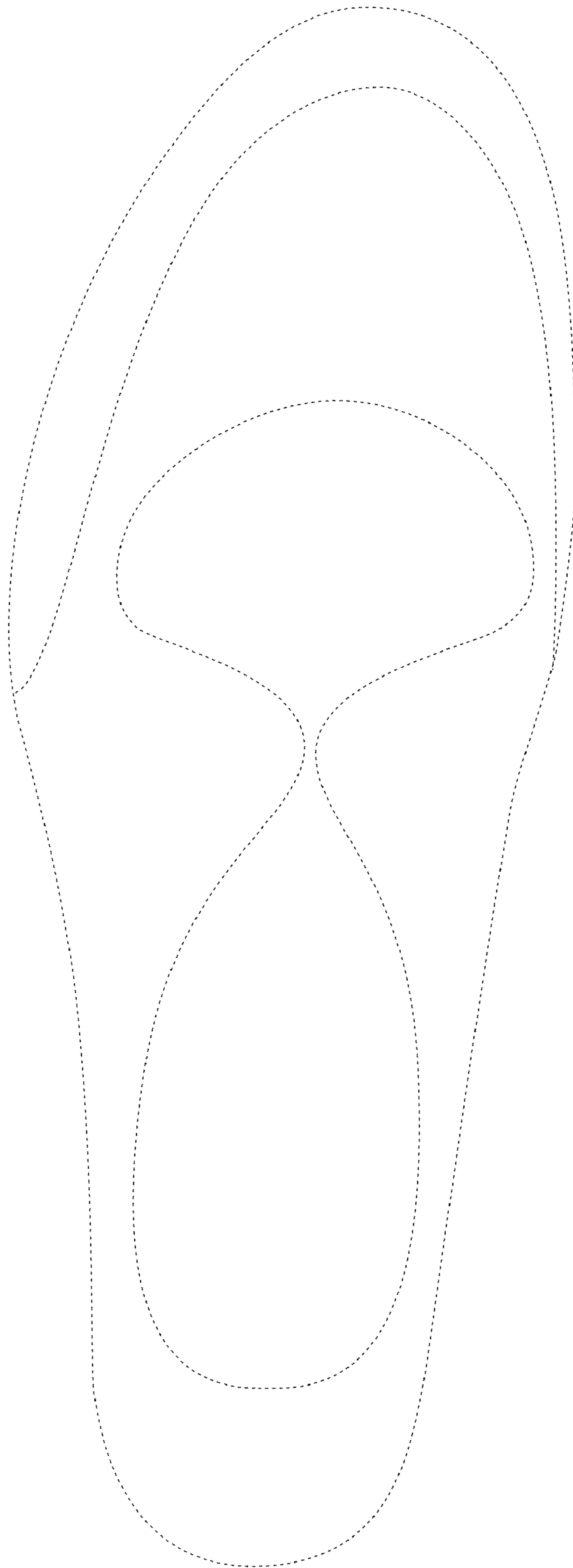


FIG. 3



FIG. 4



FIG. 5

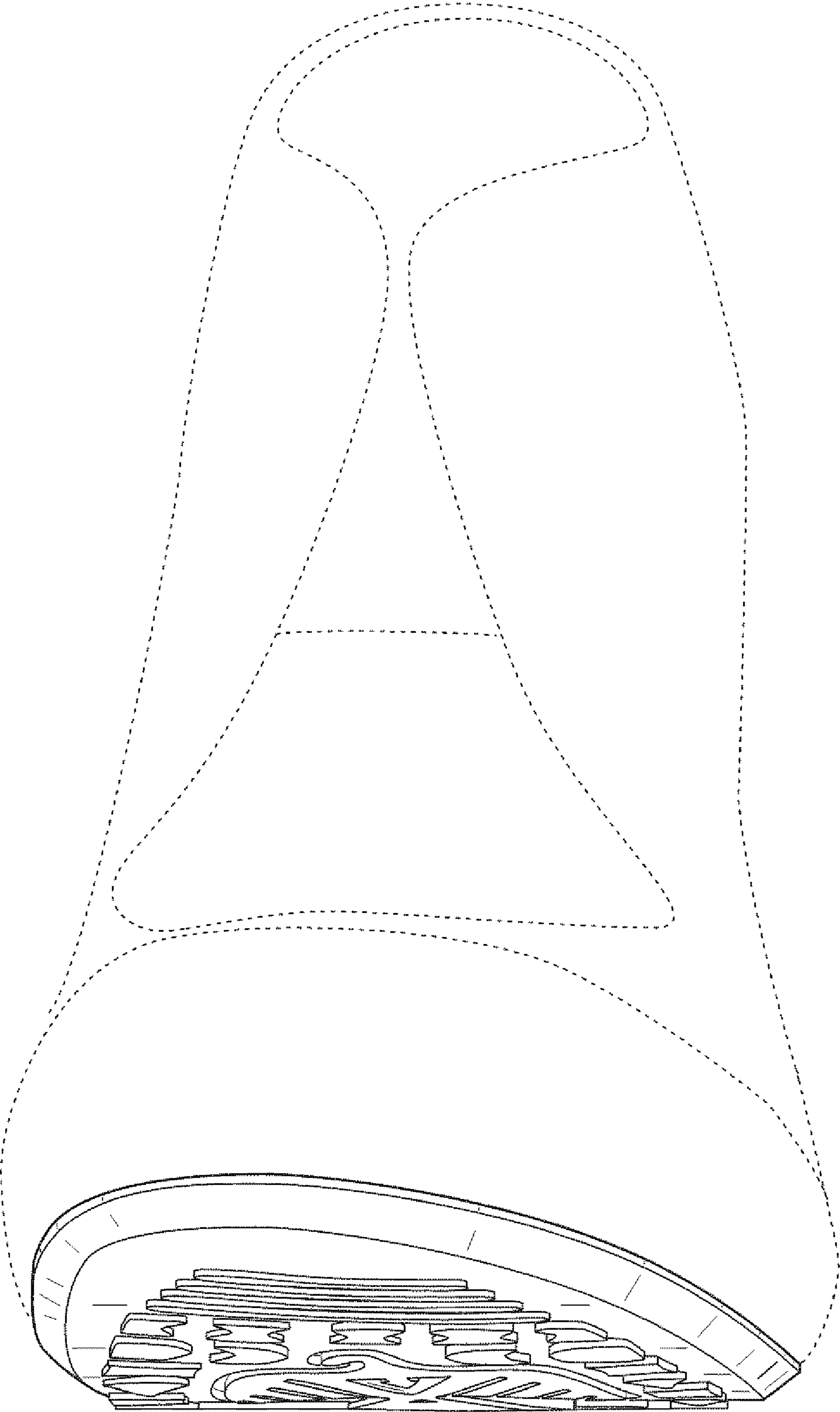


FIG. 6

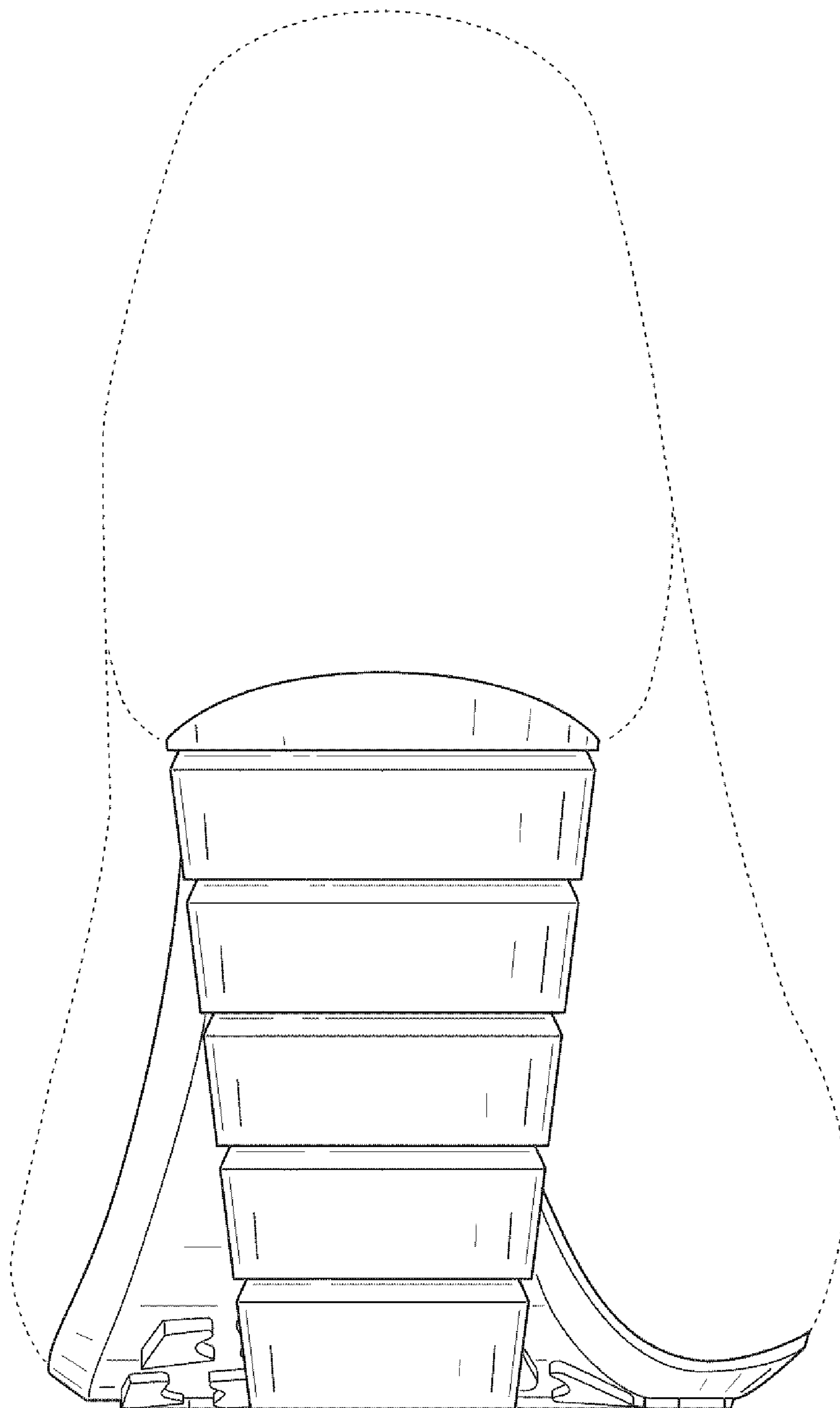


FIG. 7