



US00D645236S

(12) **United States Design Patent**  
**McClaskie**

(10) **Patent No.:** **US D645,236 S**

(45) **Date of Patent:** **\*\* Sep. 20, 2011**

(54) **SHOE**

(75) **Inventor:** **Thomas E. McClaskie**, Bethlehem, PA  
(US)

(73) **Assignee:** **Columbia Insurance Company**,  
Omaha, NE (US)

(\*\*) **Term:** **14 Years**

(21) **Appl. No.:** **29/379,386**

(22) **Filed:** **Nov. 18, 2010**

(51) **LOC (9) Cl.** ..... **02-04**

(52) **U.S. Cl.** ..... **D2/951; D2/957**

(58) **Field of Classification Search** ..... D2/902,  
D2/906, 908, 916, 918, 925, 946, 947, 950-962,  
D2/977; 36/3 B, 22 R, 24.5, 25 R, 28, 32 R,  
36/34 R, 59 C, 67 A, 103

See application file for complete search history.

(56) **References Cited**

**U.S. PATENT DOCUMENTS**

|           |   |   |         |                |       |         |
|-----------|---|---|---------|----------------|-------|---------|
| 2,722,756 | A | * | 11/1955 | Ecclesine      | ..... | 36/59 C |
| D203,741  | S | * | 2/1966  | Wakeland       | ..... | D2/957  |
| D307,510  | S | * | 5/1990  | Issler         | ..... | D2/957  |
| D364,265  | S | * | 11/1995 | Murray         | ..... | D2/951  |
| D412,238  | S | * | 7/1999  | Greenberg      | ..... | D2/957  |
| D431,894  | S | * | 10/2000 | Begg et al.    | ..... | D2/957  |
| D435,333  | S | * | 12/2000 | Robbins et al. | ..... | D2/957  |
| D447,856  | S | * | 9/2001  | Rake           | ..... | D2/959  |
| D548,438  | S |   | 8/2007  | McClaskie      |       |         |
| D548,935  | S |   | 8/2007  | McClaskie      |       |         |
| D549,431  | S |   | 8/2007  | McClaskie      |       |         |
| D554,840  | S |   | 11/2007 | McClaskie      |       |         |
| D592,847  | S | * | 5/2009  | Rosenbaum      | ..... | D2/957  |
| D594,194  | S | * | 6/2009  | Butler         | ..... | D2/957  |

|          |   |   |         |            |       |        |
|----------|---|---|---------|------------|-------|--------|
| D601,334 | S | * | 10/2009 | Werman     | ..... | D2/959 |
| D603,151 | S | * | 11/2009 | Roundhouse | ..... | D2/960 |
| D612,136 | S | * | 3/2010  | Hubner     | ..... | D2/954 |
| D635,754 | S | * | 4/2011  | Mariman    | ..... | D2/959 |

\* cited by examiner

*Primary Examiner* — T. Chase Nelson

(74) *Attorney, Agent, or Firm* — St. Onge Steward Johnston  
& Reens LLC

(57) **CLAIM**

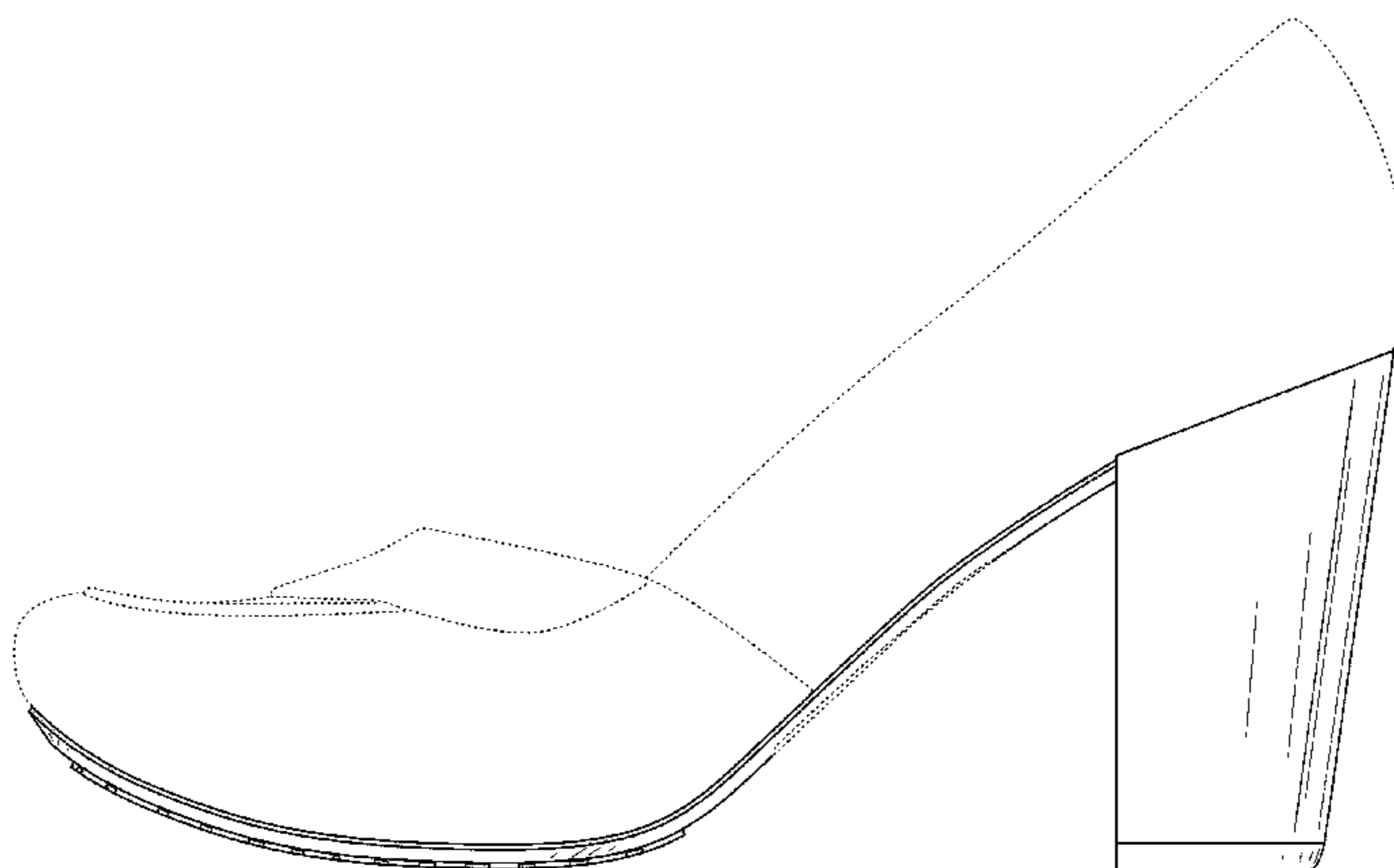
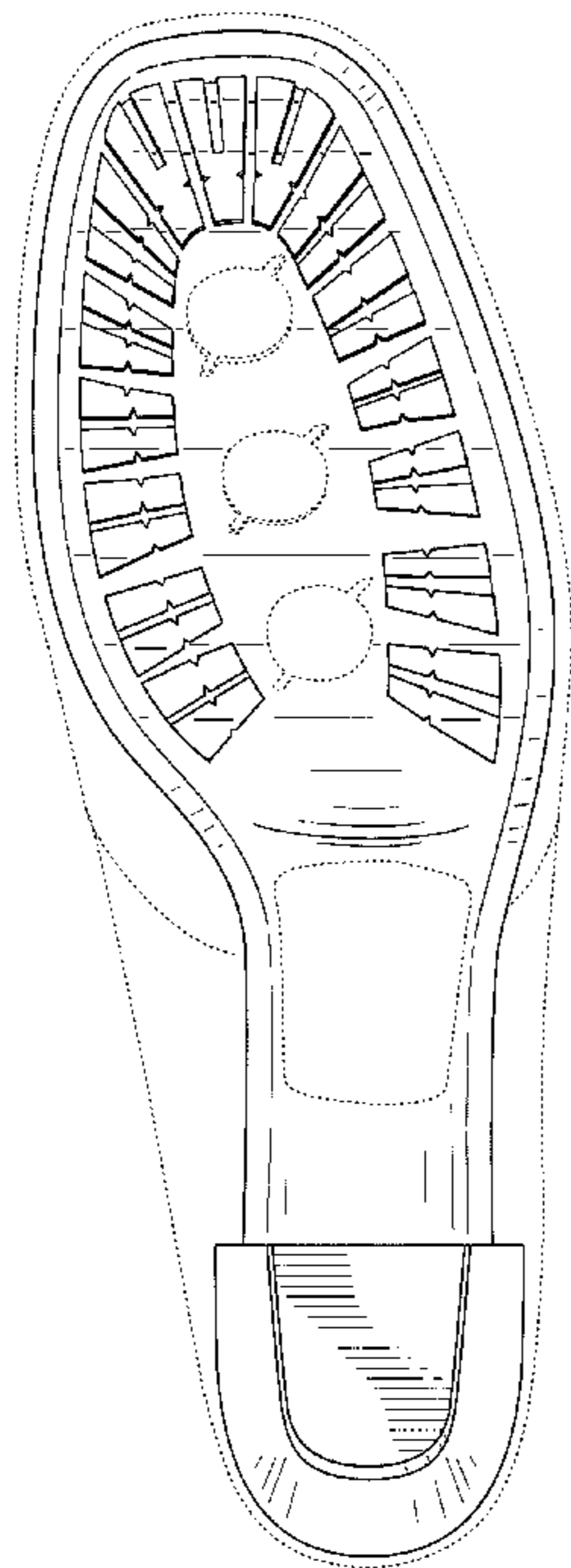
The ornamental design for a shoe, as shown and described.

**DESCRIPTION**

FIG. 1 is a bottom perspective view of a shoe in accordance with the new design;  
FIG. 2 is a bottom view thereof;  
FIG. 3 is a top view thereof;  
FIG. 4 is a left side view thereof;  
FIG. 5 is a right side view thereof;  
FIG. 6 is a front view thereof; and,  
FIG. 7 is a rear view thereof.

The shoe upper shown in broken lines in FIGS. 1-7 is for environmental purposes only and forms no part of the claimed design. The broken lines shown in each arch area of FIGS. 1, 2, 4 and 5 represent boundaries of the design with the lines themselves and the areas within them forming no part of the claimed design. The broken lines shown in each forefoot area of FIGS. 1, 2 and 6 represent boundaries of the design with the lines themselves and the areas within them forming no part of the claimed design.

**1 Claim, 7 Drawing Sheets**



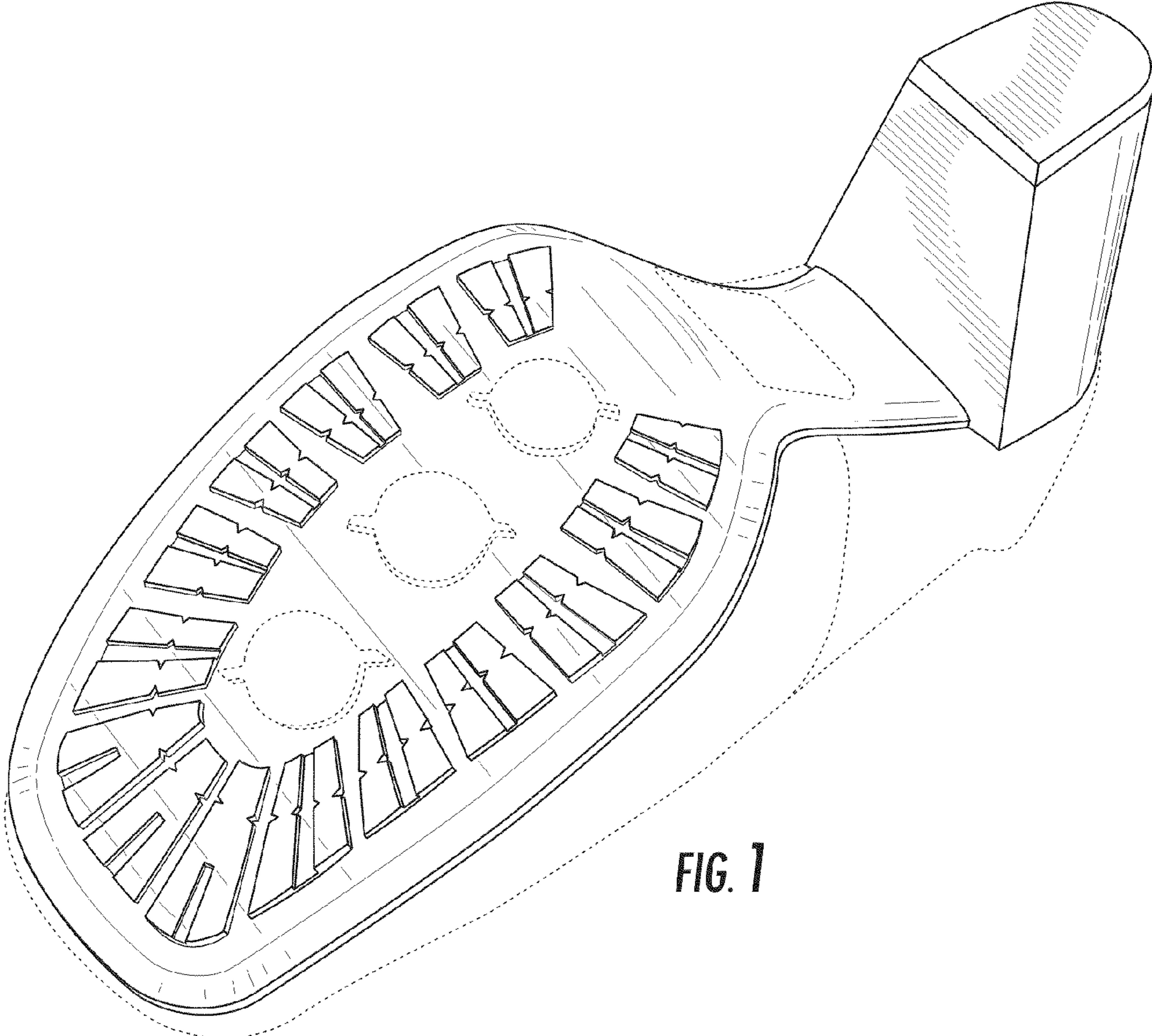


FIG. 1

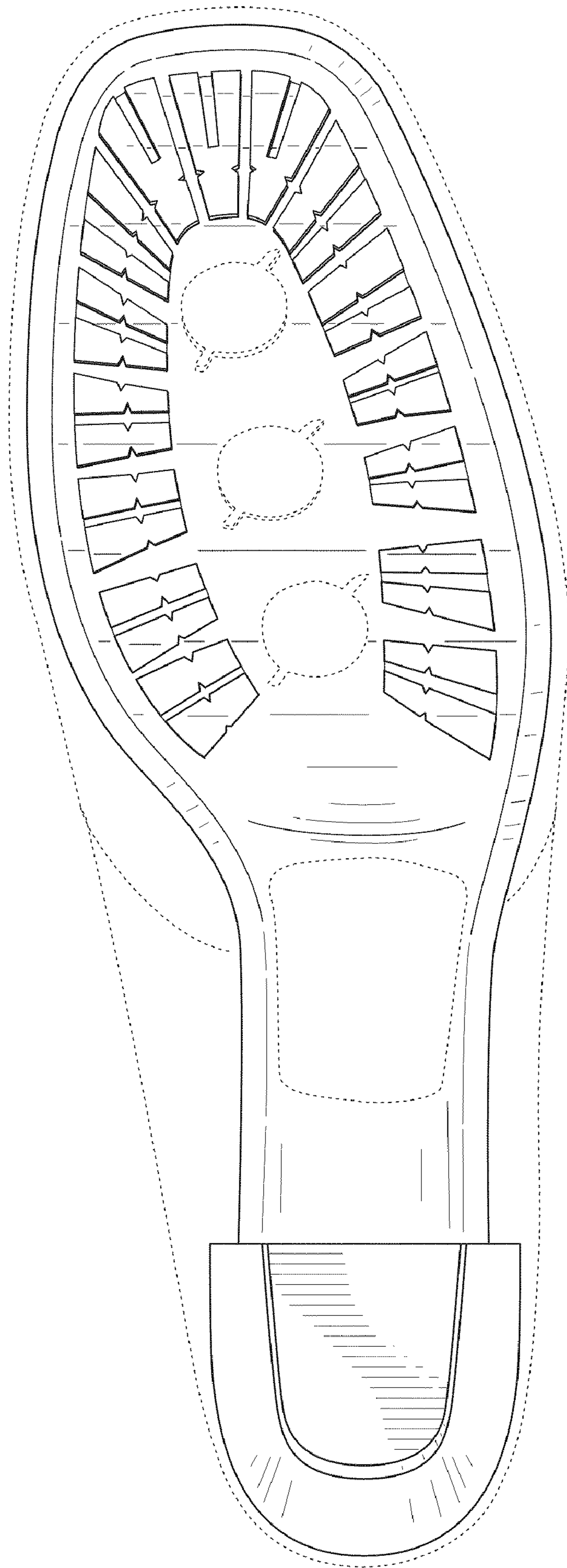
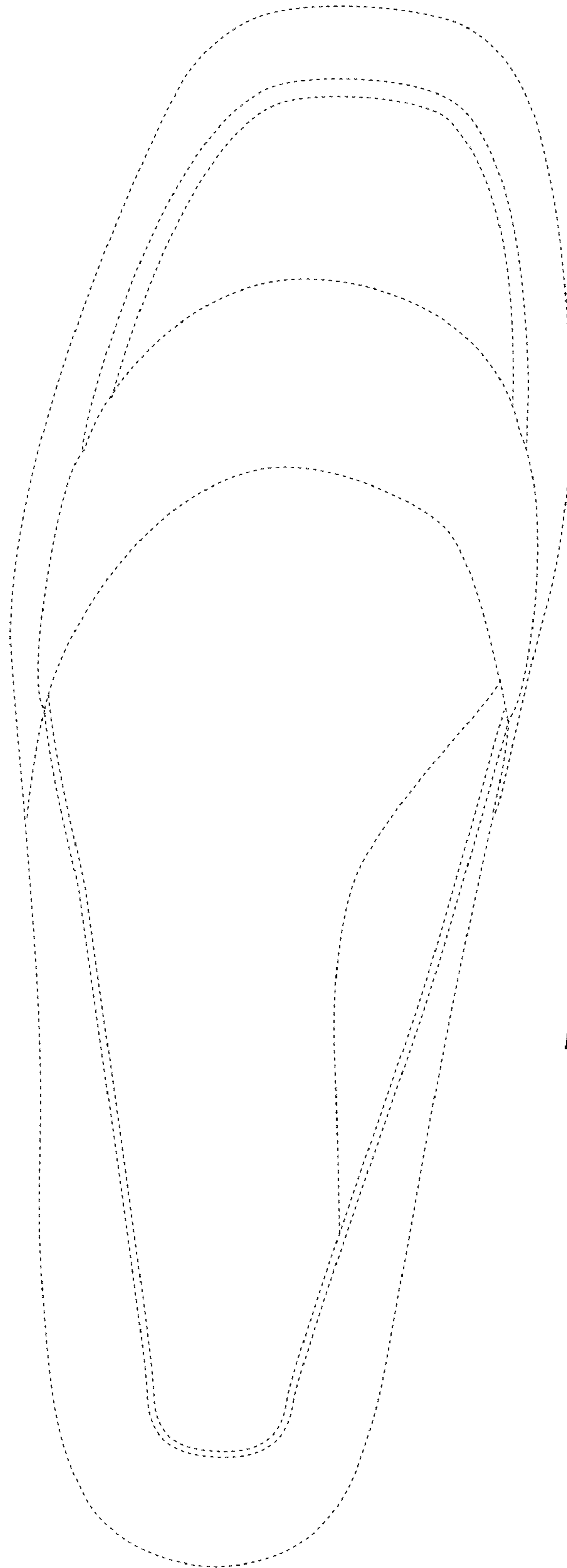


FIG. 2



**FIG. 3**



FIG. 4


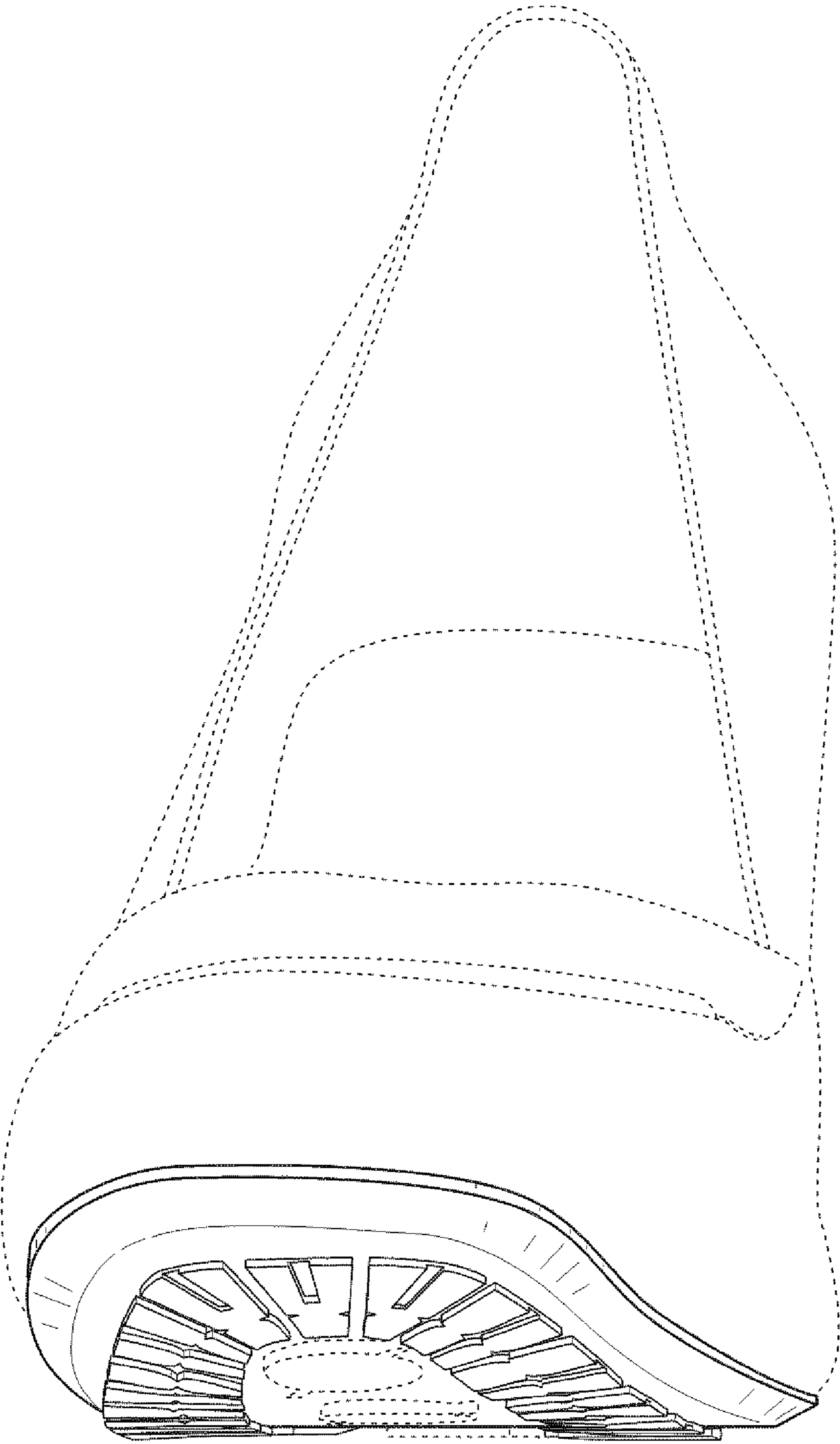
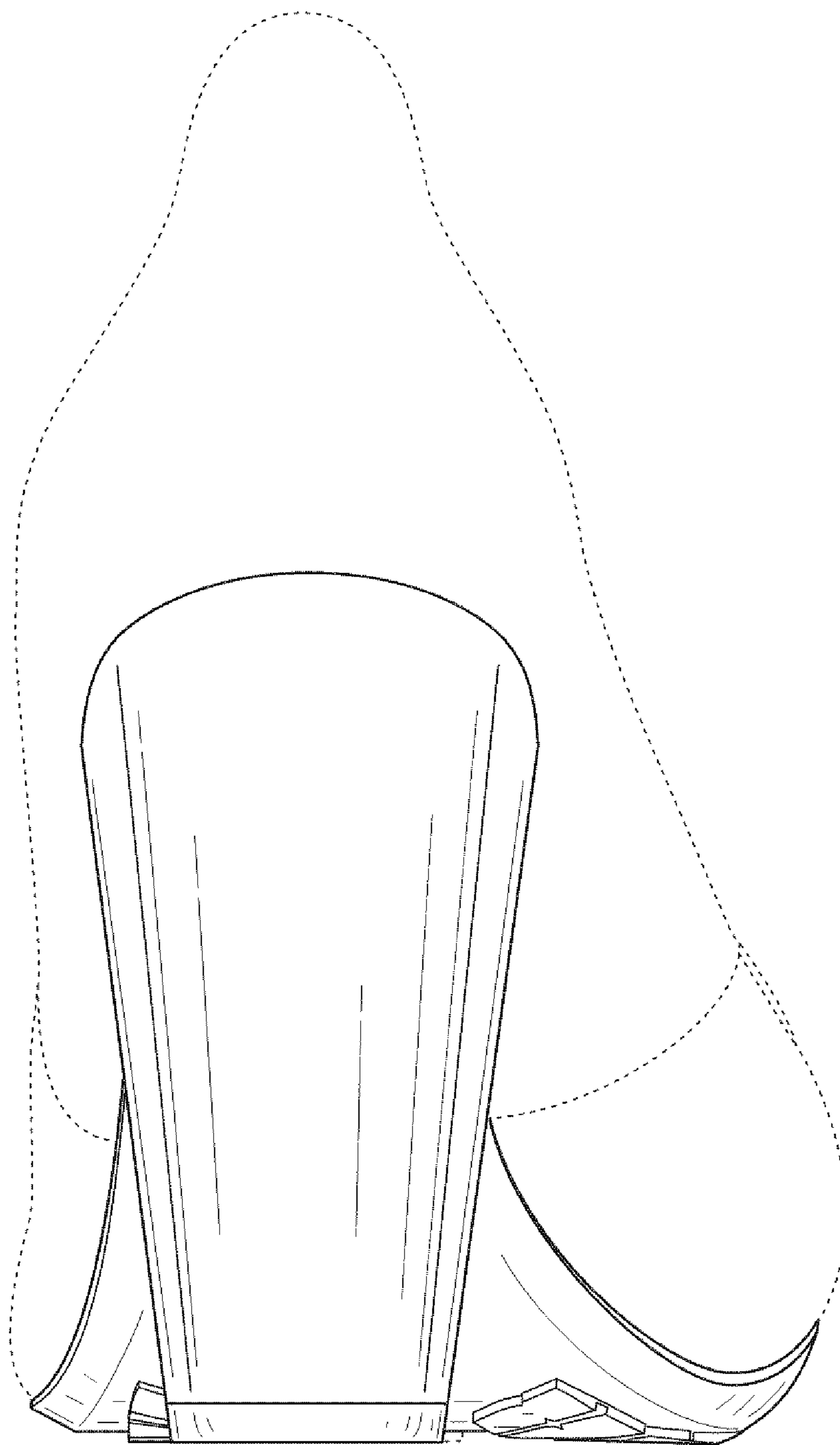


FIG. 5



**FIG. 6**



**FIG. 7**