



US00D645175S

(12) **United States Design Patent**  
**Stolte et al.**

(10) **Patent No.:** **US D645,175 S**

(45) **Date of Patent:** **\*\* \*Sep. 13, 2011**

(54) **VERTICAL RECTANGULAR  
WALL-MOUNTED NIGHTLIGHT**

(75) Inventors: **Brandon Stolte**, Lindenhurst, IL (US);  
**Dawn Grandsart**, Chicago, IL (US)

(73) Assignee: **Kenall Manufacturing**, Gurnee, IL (US)

(\*) Notice: This patent is subject to a terminal disclaimer.

(\*\*) Term: **14 Years**

(21) Appl. No.: **29/361,557**

(22) Filed: **May 12, 2010**

(51) **LOC (9) Cl.** ..... **26-05**

(52) **U.S. Cl.** ..... **D26/26**

(58) **Field of Classification Search** ..... D26/24,  
D26/26, 37, 46, 72, 85, 87, 88, 89, 93, 104,  
D26/113, 118, 1, 2, 3; D10/111, 114; D23/366,  
D23/367, 368; D13/107, 108, 180, 182;  
362/640, 641, 642, 643, 644, 652, 653, 655,  
362/657, 249.02, 311.02, 800, 806, 555,  
362/567, 116, 122, 123, 145, 147, 157, 183,  
362/194, 195, 200

See application file for complete search history.

(56) **References Cited**

**U.S. PATENT DOCUMENTS**

D376,436 S *	12/1996	Emmerling	.....	D26/26
D377,535 S *	1/1997	Shulman	.....	D26/26
D403,442 S *	12/1998	Joss	.....	D26/26
D426,657 S *	6/2000	Joss	.....	D26/26
D426,904 S *	6/2000	Simon	.....	D26/26
D429,829 S *	8/2000	Doran	.....	D26/26
D435,124 S *	12/2000	Yuen	.....	D26/26

6,250,773 B1 *	6/2001	Lai	.....	362/641
D449,700 S *	10/2001	Liu et al.	.....	D26/26
D524,461 S *	7/2006	Molenaar et al.	.....	D26/26
D526,422 S *	8/2006	Yuen	.....	D26/26
D618,833 S *	6/2010	Wei	.....	D26/26
2002/0163796 A1 *	11/2002	Dickie et al.	.....	362/84

\* cited by examiner

*Primary Examiner* — Angela Lee

(74) *Attorney, Agent, or Firm* — Jansson Shupe & Munger Ltd.

(57) **CLAIM**

The ornamental design for a vertical rectangular wall-mounted nightlight, as shown and described.

**DESCRIPTION**

FIG. 1 is a perspective view of the vertical rectangular wall-mounted nightlight;

FIG. 2 is a right-side elevation of the vertical rectangular wall-mounted nightlight of FIG. 1, the mounting portion in the back of the nightlight being shown in phantom lines, a left-side elevation is a mirror image thereof;

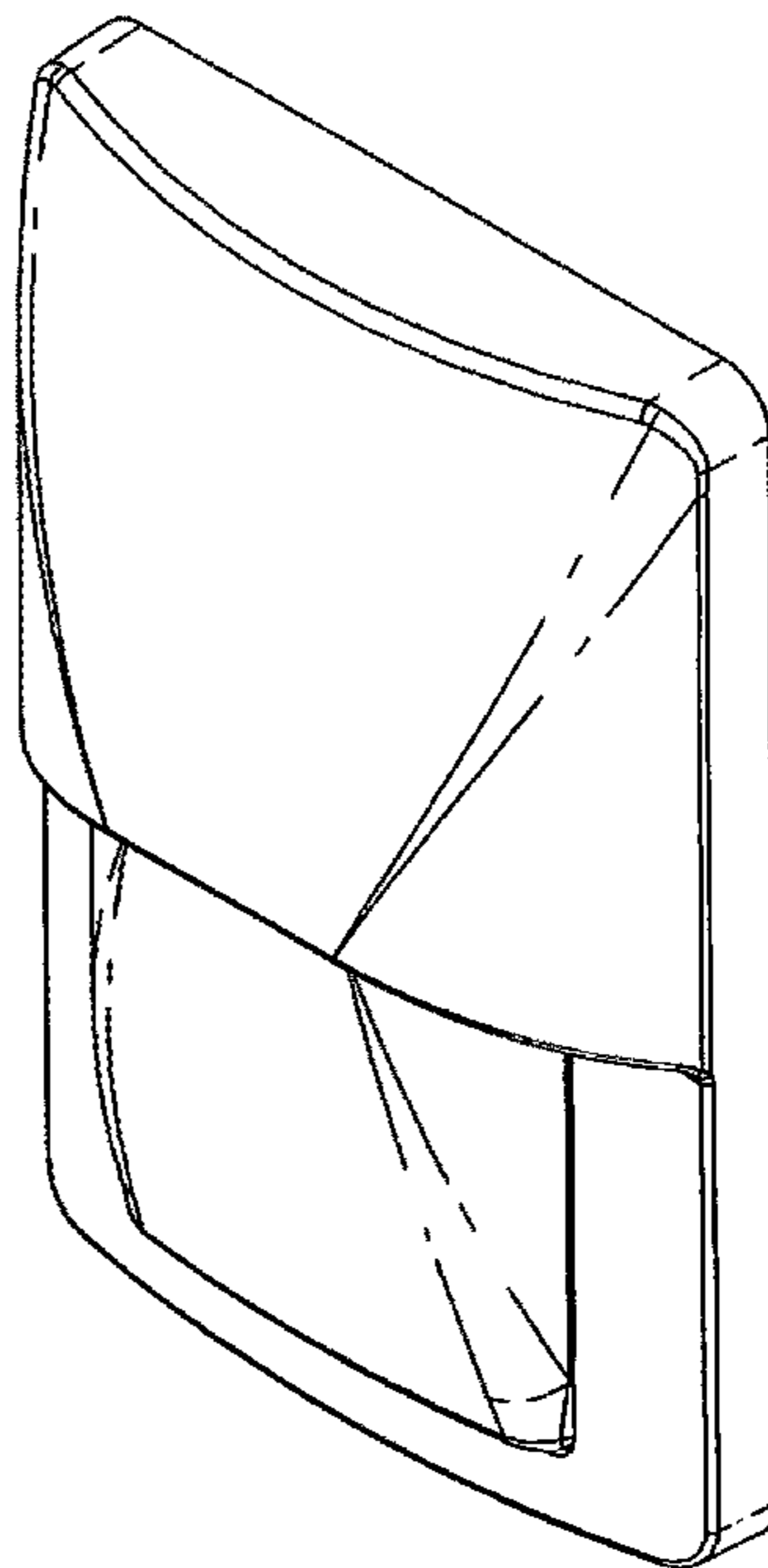
FIG. 3 is a bottom plan view of the vertical rectangular wall-mounted nightlight of FIG. 1, the mounting portion in the back and bottom of the nightlight being shown in phantom lines;

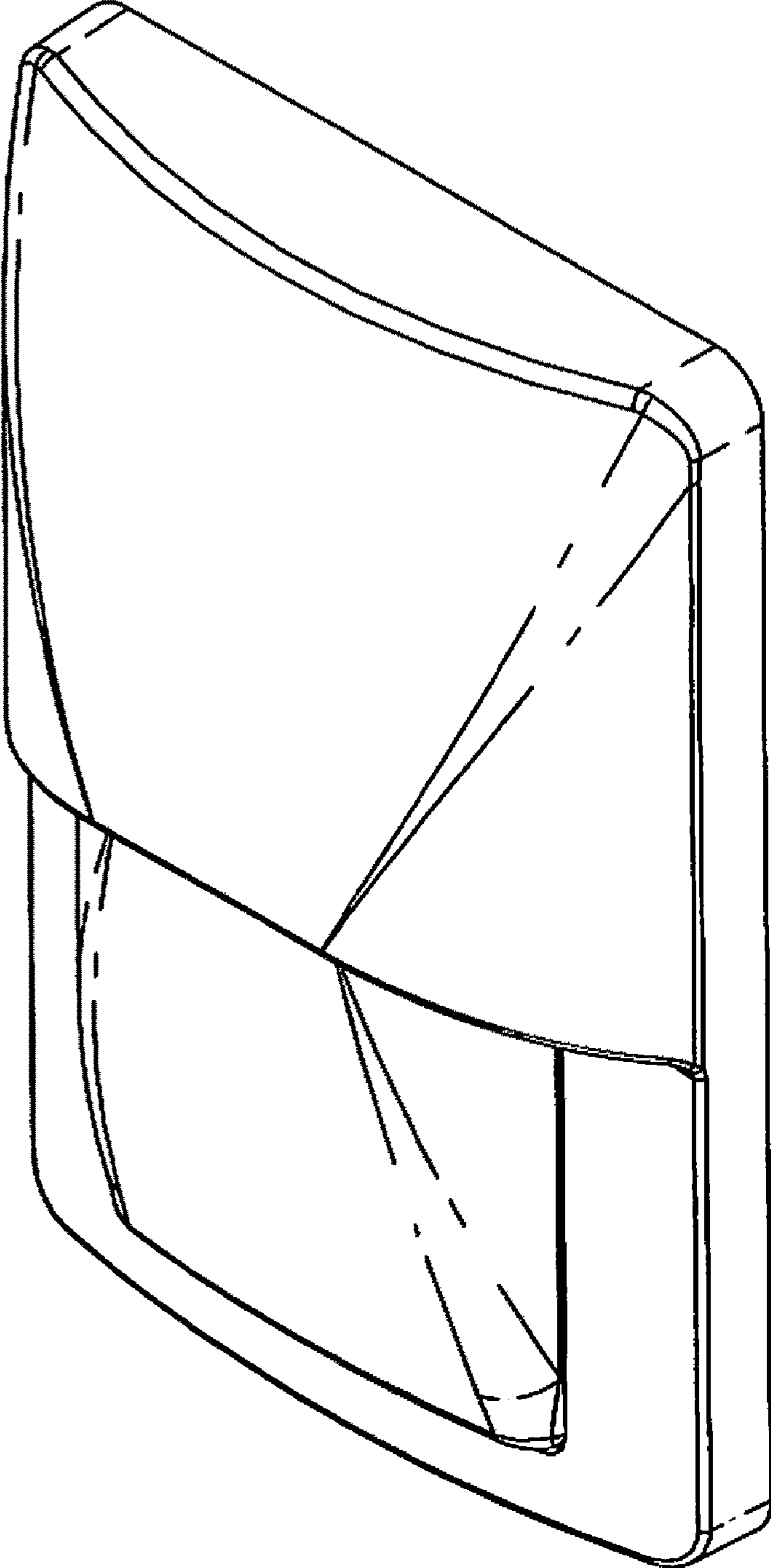
FIG. 4 is a top plan view of the vertical rectangular wall-mounted nightlight of FIG. 1, the mounting portion in the back of the nightlight being shown in phantom lines; and,

FIG. 5 is a front elevation of the vertical rectangular wall-mounted nightlight of FIG. 1.

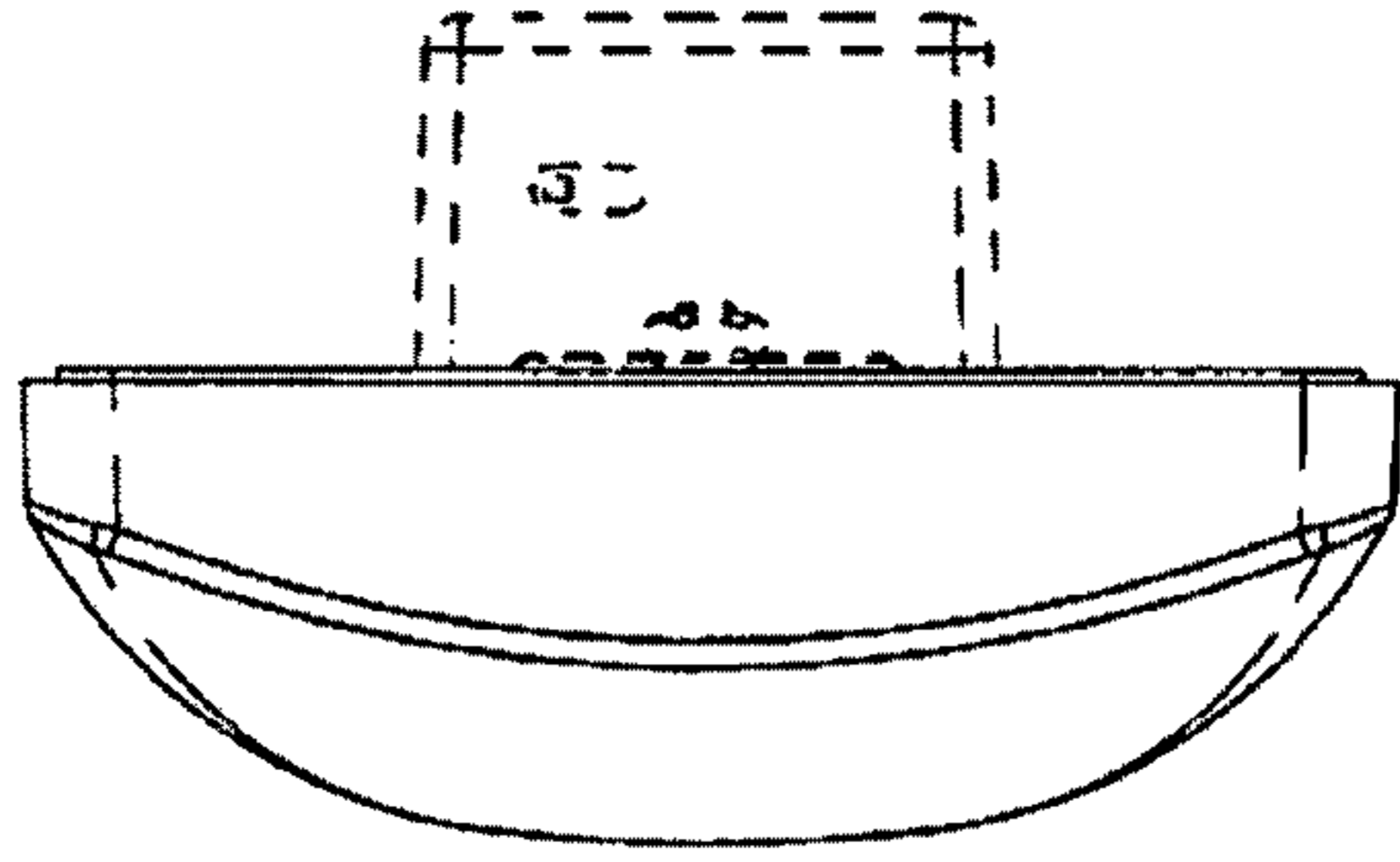
The phantom lines illustrate environmental elements and form no part of the claimed design.

**1 Claim, 2 Drawing Sheets**

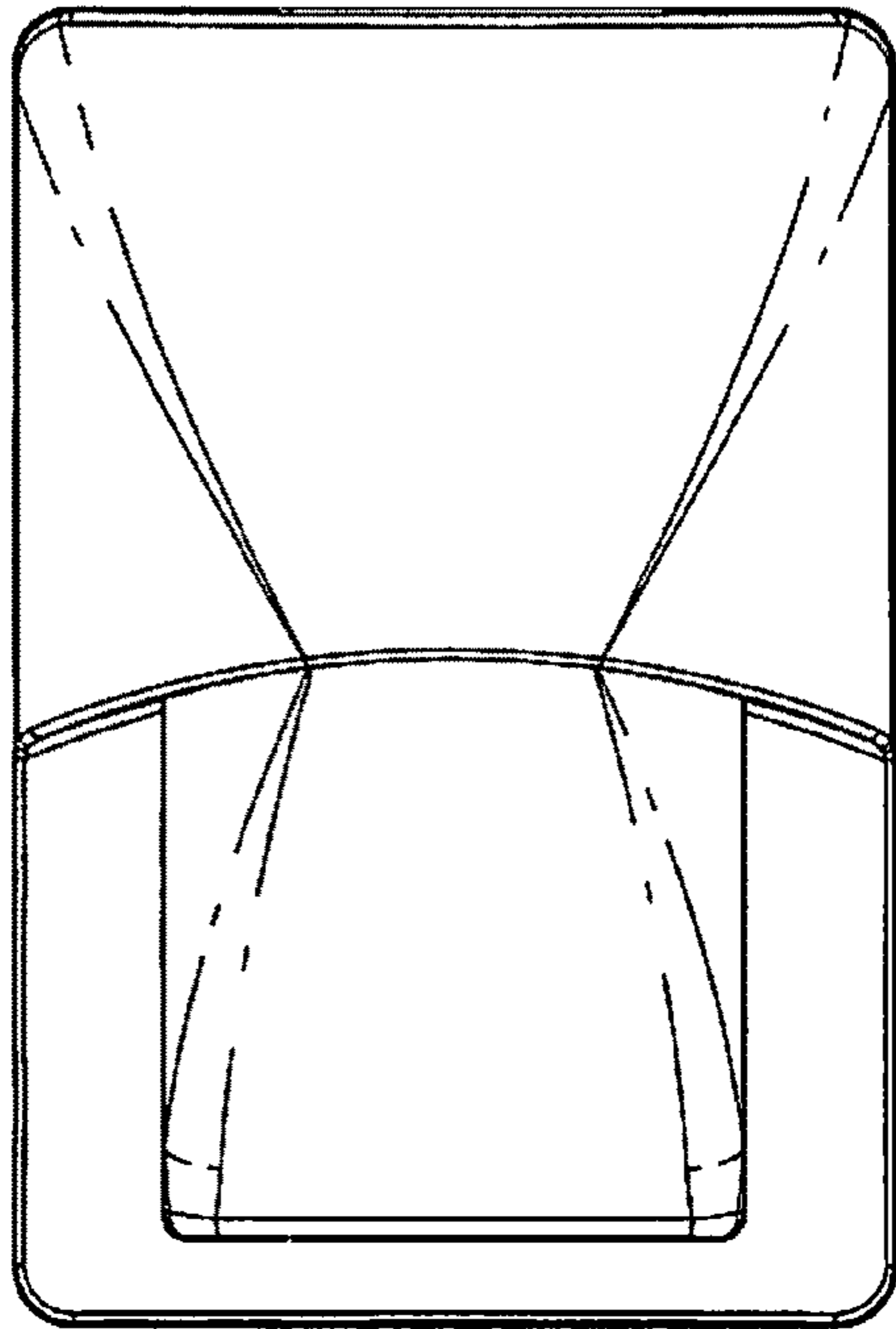




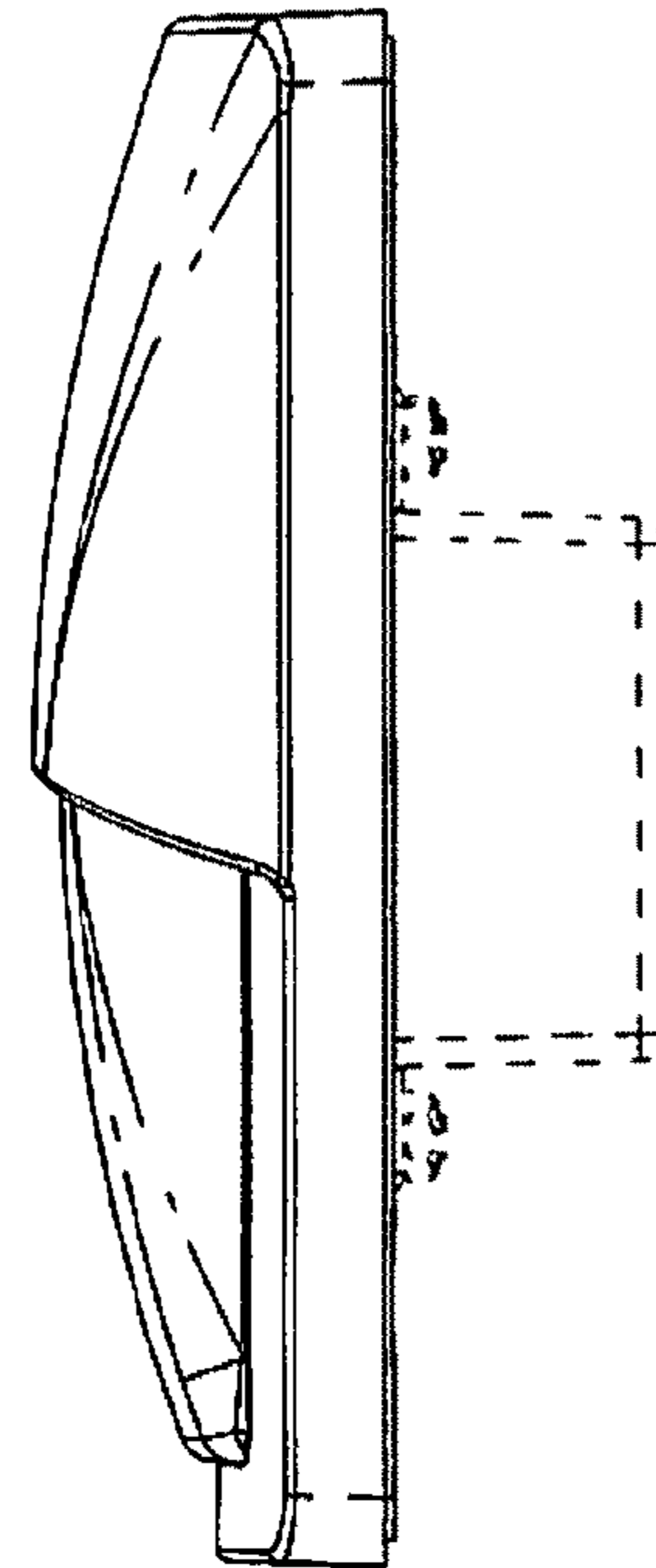
**FIG. 1**




**FIG. 4**



**FIG. 5**



**FIG. 2**



**FIG. 3**