



US00D645169S

(12) **United States Design Patent**
Runkles

(10) **Patent No.:** **US D645,169 S**

(45) **Date of Patent:** **** Sep. 13, 2011**

(54) **PAVER BASE UNDERLAYMENT**

(75) Inventor: **Richard R. Runkles**, Longmont, CO
(US)

(73) Assignee: **Brock USA, LLC**, Boulder, CO (US)

(**) Term: **14 Years**

(21) Appl. No.: **29/379,853**

(22) Filed: **Nov. 24, 2010**

(51) **LOC (9) Cl.** **25-01**

(52) **U.S. Cl.** **D25/153**

(58) **Field of Classification Search** D25/153;
47/1.01 F; 404/32, 35, 18, 34; 52/660
See application file for complete search history.

2005/0028475 A1 2/2005 Barlow
2008/0176010 A1 7/2008 Sawyer et al.
2010/0284740 A1 11/2010 Sawyer et al.

OTHER PUBLICATIONS

Vast web site catalogue print out, accessed Jun. 8, 2010.

* cited by examiner

Primary Examiner — Doris Clark

(74) *Attorney, Agent, or Firm* — MacMillan, Sobanski & Todd, LLC

(57) **CLAIM**

The ornamental design for a paver base underlayment, as shown and described.

(56) **References Cited**

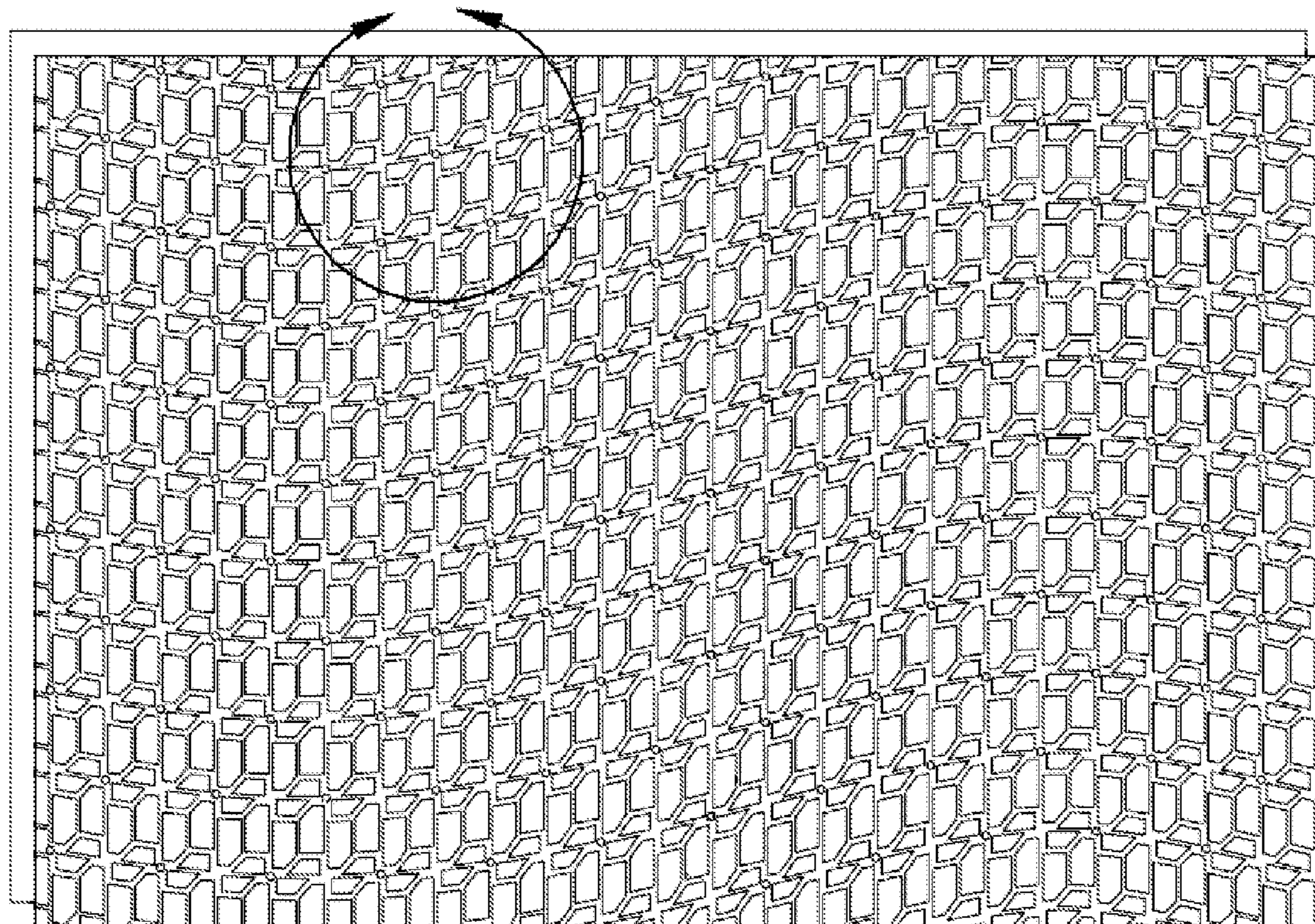
U.S. PATENT DOCUMENTS

1,974,280	A *	9/1934	Jones	404/35
5,383,314	A	1/1995	Rothberg		
5,460,867	A	10/1995	Magnuson		
5,489,462	A	2/1996	Sieber		
5,587,218	A *	12/1996	Betz	428/67
6,715,956	B1 *	4/2004	Weber et al.	404/18
6,877,932	B2	4/2005	Prevost		
7,014,390	B1	3/2006	Morris		
7,244,076	B2	7/2007	Whitson		
7,404,690	B2 *	7/2008	Lukasik et al.	404/36
D593,220	S *	5/2009	Reed	D25/153
2004/0058096	A1	3/2004	Prevost		

DESCRIPTION

FIG. 1 is a top plan view of a paver base underlayment according to the design;
FIG. 2 is a bottom plan view thereof;
FIG. 3 is a front elevational view thereof;
FIG. 4 is a back elevational view thereof;
FIG. 5 is a right side elevational view thereof;
FIG. 6 is a left side elevational view thereof;
FIG. 7 is an enlarged view as indicated in FIG. 1; and,
FIG. 8 is an enlarged view as indicated in FIG. 2.

1 Claim, 5 Drawing Sheets



See Enlarged Fig. 7

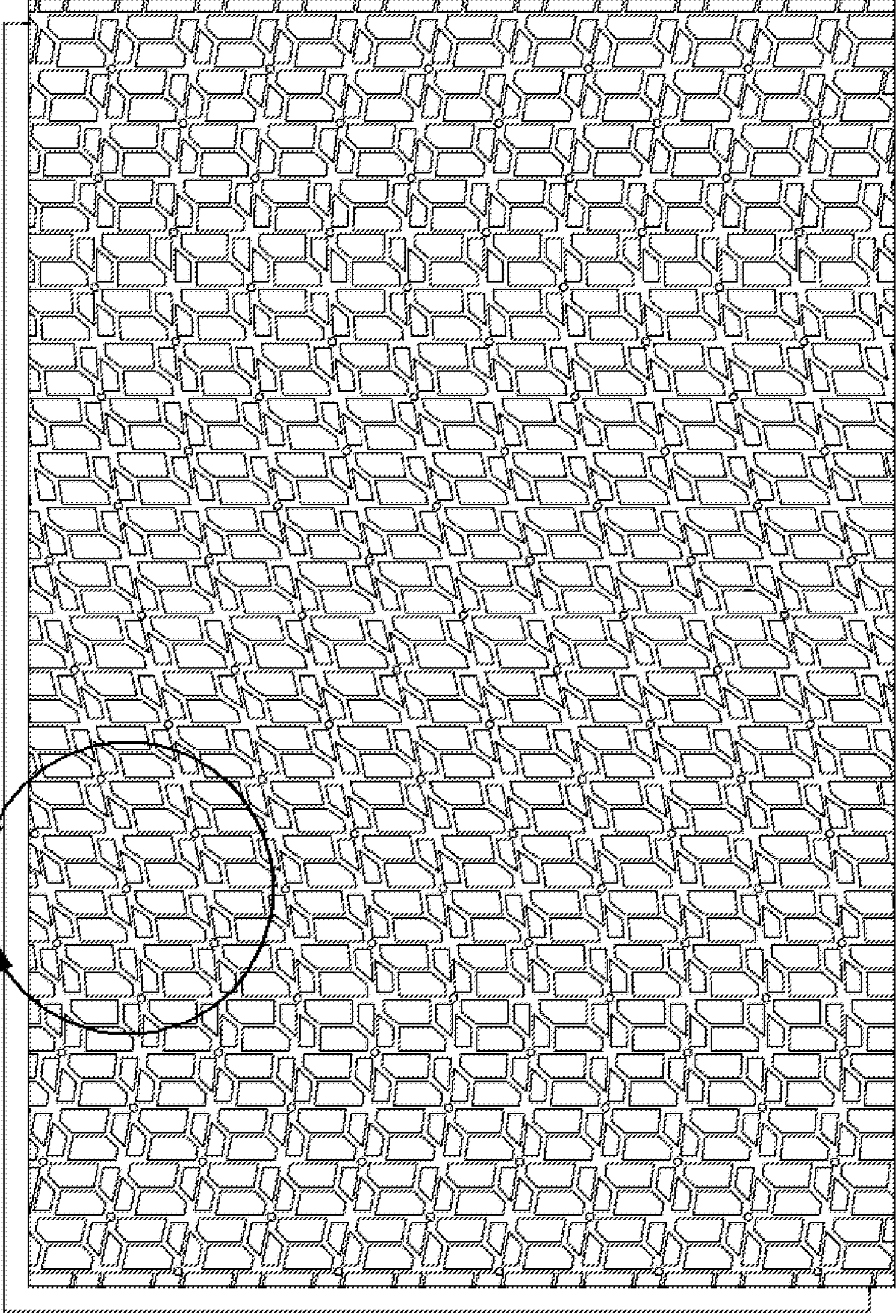
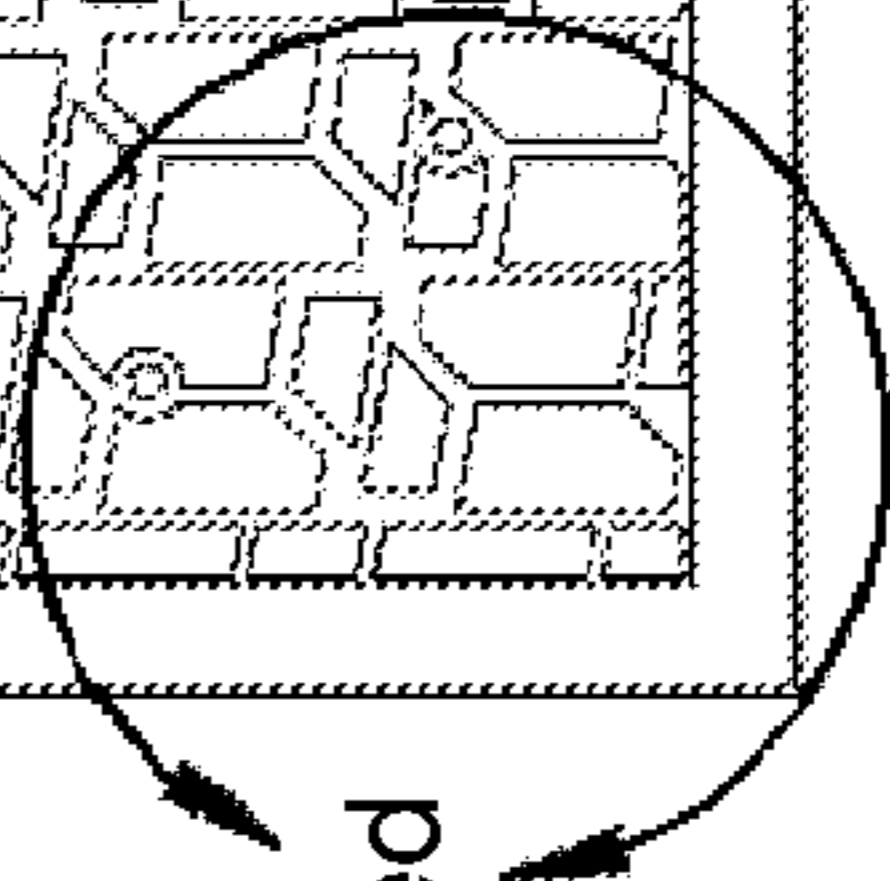
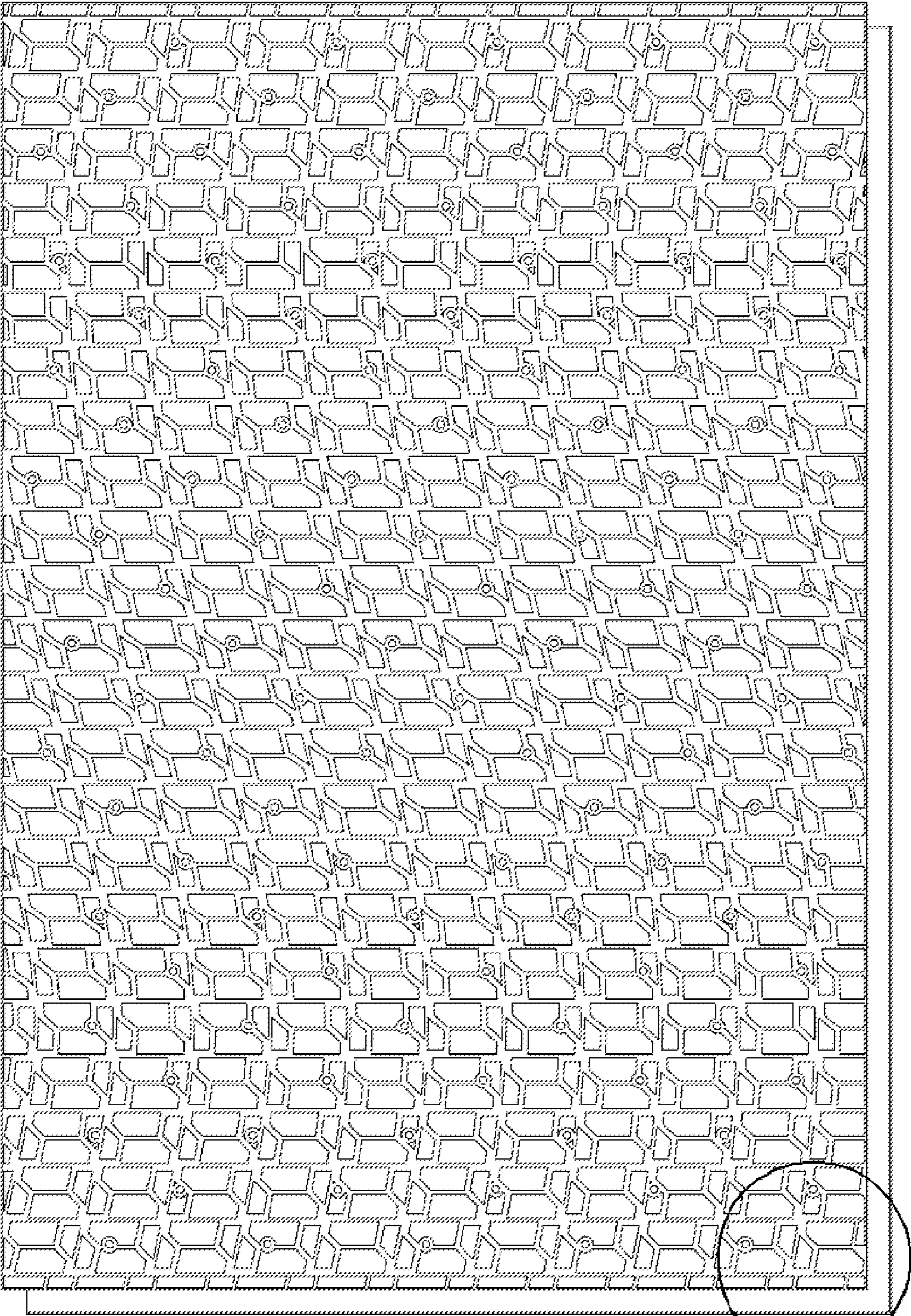


Fig. 1



See
Enlarged
Fig. 8

Fig. 2

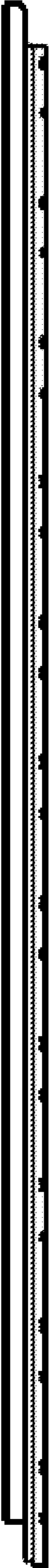


Fig. 3




Fig. 4



Fig. 5




Fig. 6

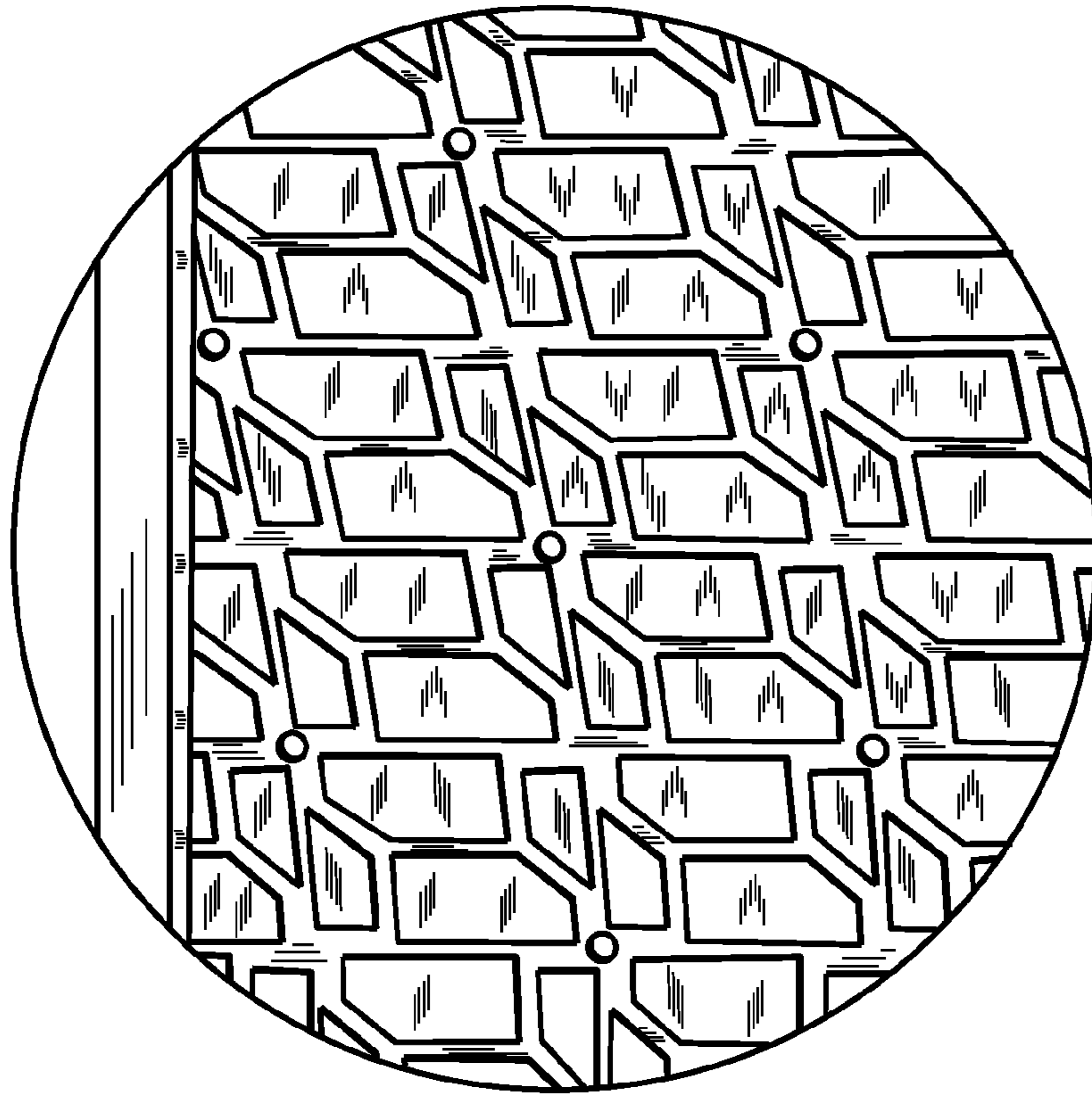


FIG. 7




FIG. 8