



US00D645136S

(12) **United States Design Patent**
Rosati

(10) **Patent No.:** **US D645,136 S**

(45) **Date of Patent:** **** Sep. 13, 2011**

(54) **RESPIRATION ENHANCER**

(76) Inventor: **Mario E. Rosati**, New York, NY (US)

(**) Term: **14 Years**

(21) Appl. No.: **29/357,996**

(22) Filed: **Mar. 19, 2010**

(51) **LOC (9) Cl.** **24-04**

(52) **U.S. Cl.** **D24/106**

(58) **Field of Classification Search** D24/106,
D24/143, 162, 200; D32/61; 128/206.11,
128/206.18, 207.18; 606/151, 157, 199,
606/204.45

See application file for complete search history.

(56) **References Cited**

U.S. PATENT DOCUMENTS

3,349,771	A *	10/1967	Baer	606/157
D375,552	S *	11/1996	Davi	D24/106
5,850,834	A *	12/1998	Yoshida et al.	128/204.12
5,913,872	A *	6/1999	Suh et al.	606/201
6,015,425	A *	1/2000	Altadonna, Jr.	606/204.45
6,978,781	B1 *	12/2005	Jordan	128/206.11
D608,441	S *	1/2010	Scharlott	D24/106
D616,559	S *	5/2010	Boyer	D24/200
2009/0198268	A1 *	8/2009	Case	606/199
2010/0241159	A1 *	9/2010	Li	606/204.45

* cited by examiner

Primary Examiner — Ian Simmons

Assistant Examiner — Christopher Lee

(74) *Attorney, Agent, or Firm* — QuickPatents, Inc.; Kevin Prince

(57) **CLAIM**

What is claimed is the ornamental design for a respiration enhancer, as shown and described.

DESCRIPTION

FIG. 1 is a front elevational view of a respiration enhancer, showing the new design in a compressed configuration;

FIG. 2 is a perspective view thereof, illustrated in a relaxed configuration;

FIG. 3 is a top plan view thereof, illustrated in the relaxed configuration;

FIG. 4 is a left-side elevational view thereof, illustrated in the relaxed configuration, the right-side elevational view being a mirror image thereof;

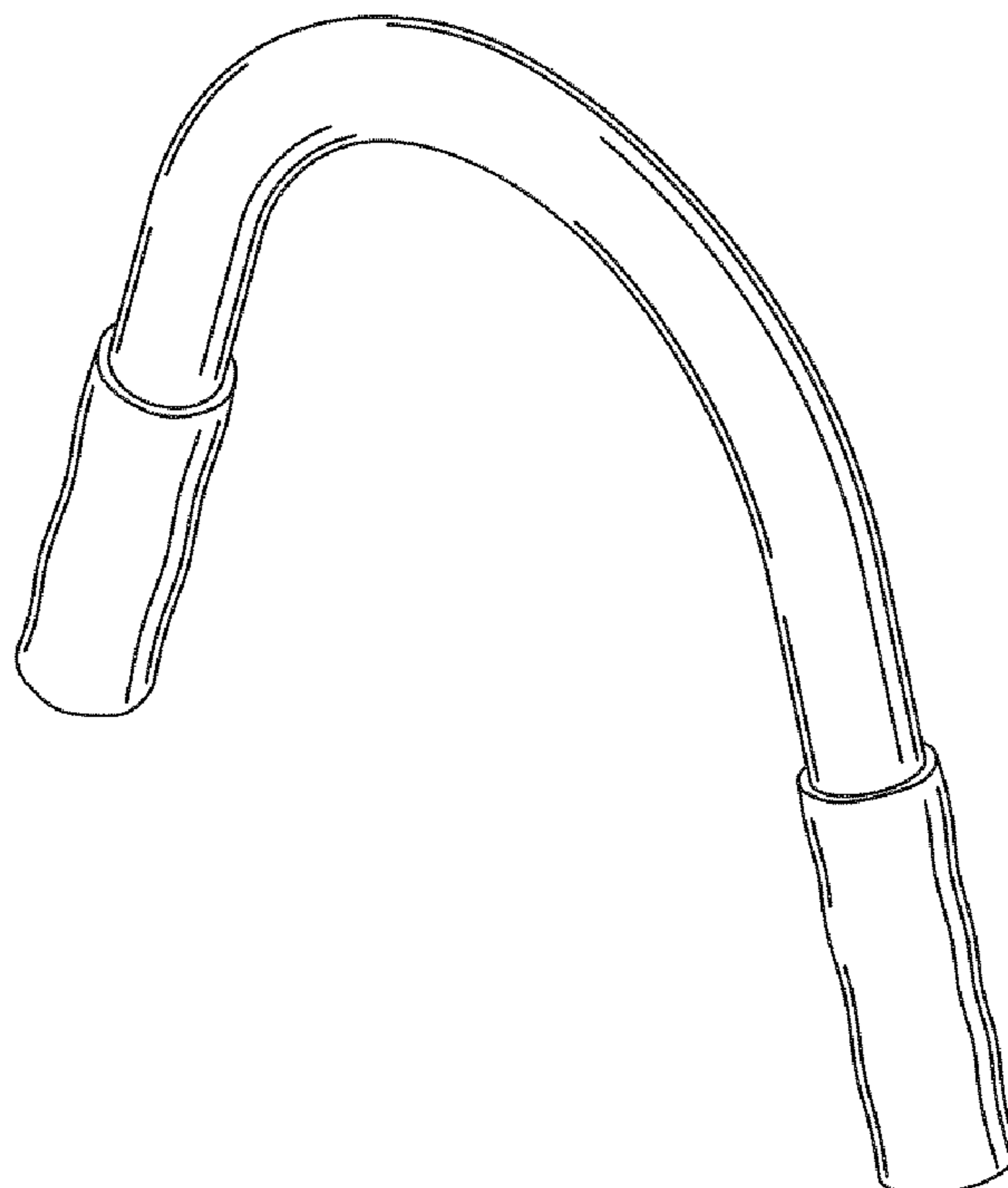
FIG. 5 is a front elevational view thereof, illustrated in the relaxed configuration, the rear elevational view being a mirror image thereof; and,

FIG. 6 is a bottom plan view thereof, illustrated in the relaxed configuration.

The broken lines showing a person in FIG. 1 are included for the purpose of illustrating the invention in use, and form no part of the claimed design.

The broken lines in FIGS. 4 and 6 are included for the purpose of illustrating a portion of the respiration enhancer that forms no part of the claimed design.

1 Claim, 2 Drawing Sheets



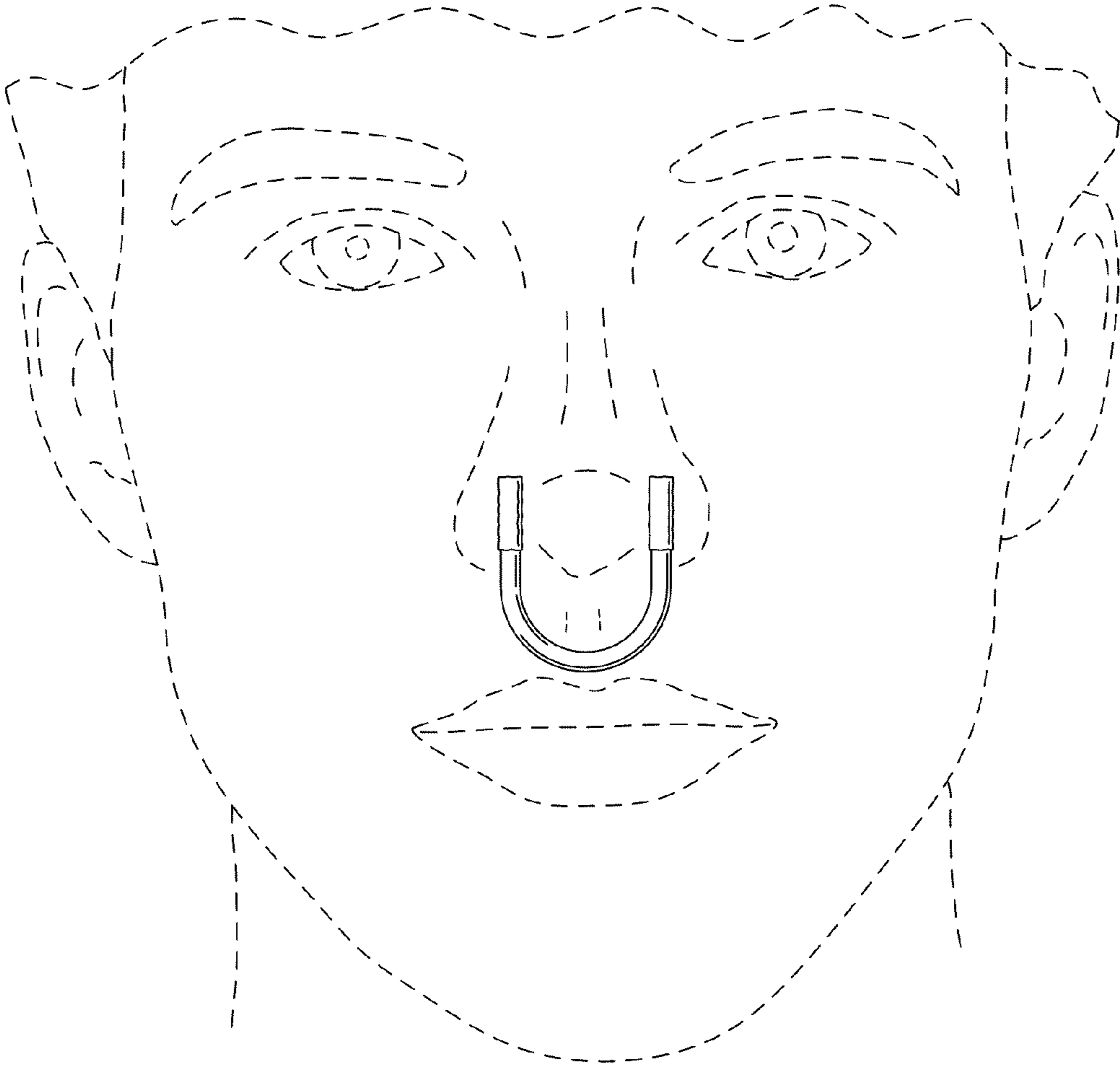


FIG. 1

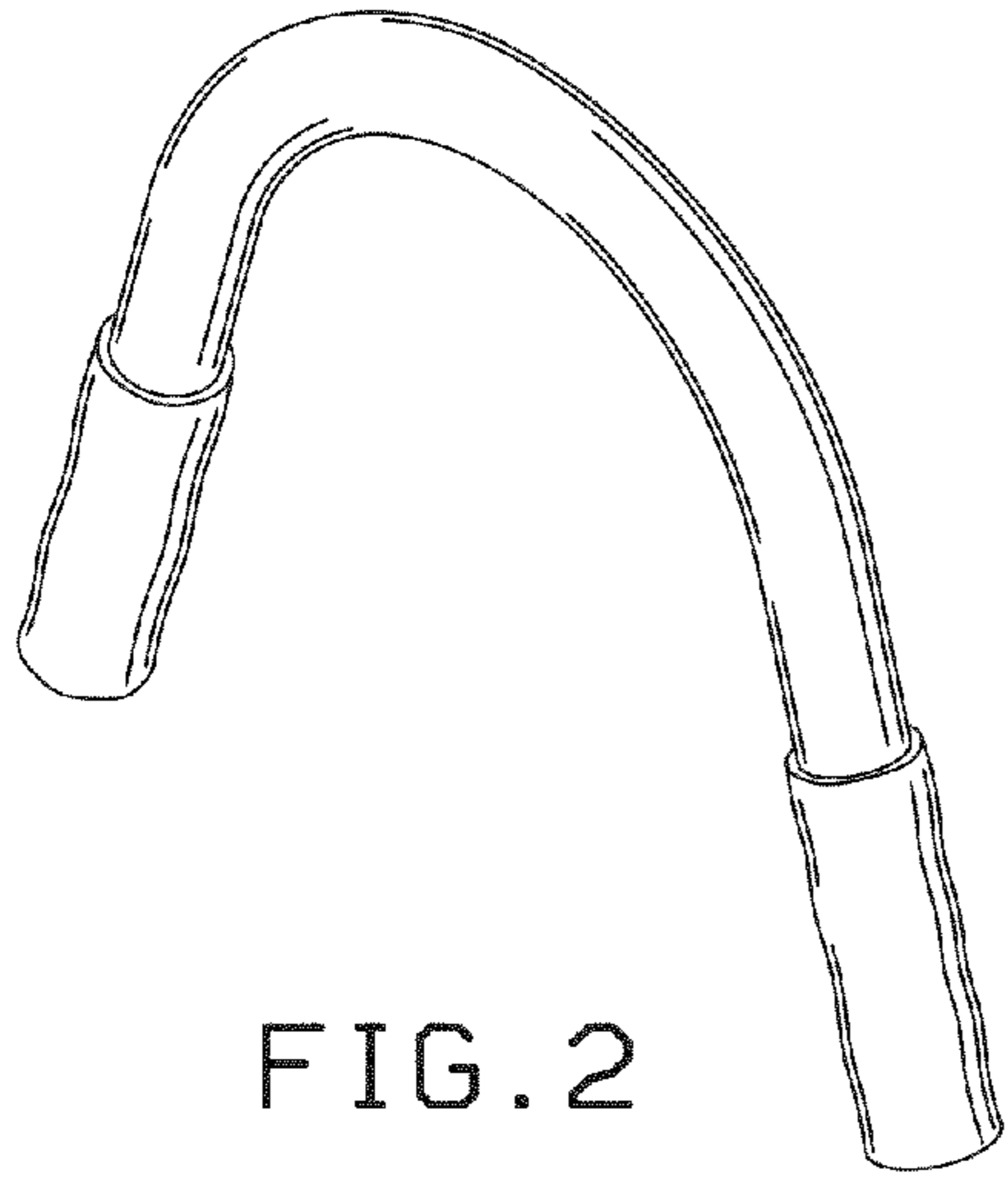


FIG. 2




FIG. 3

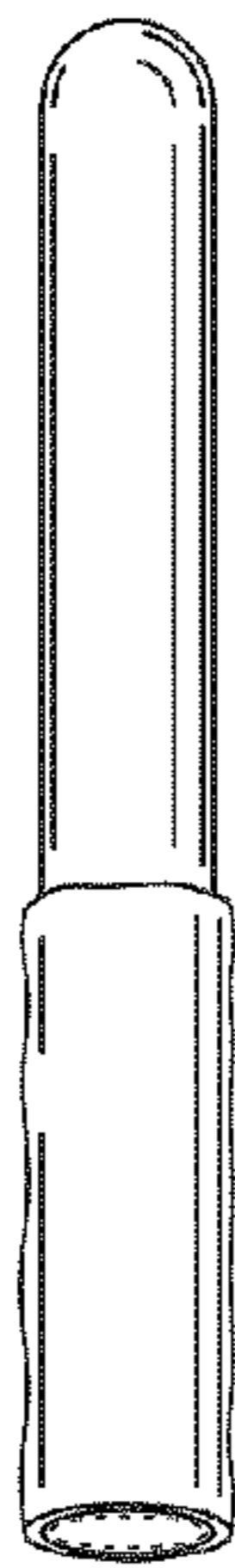


FIG. 4

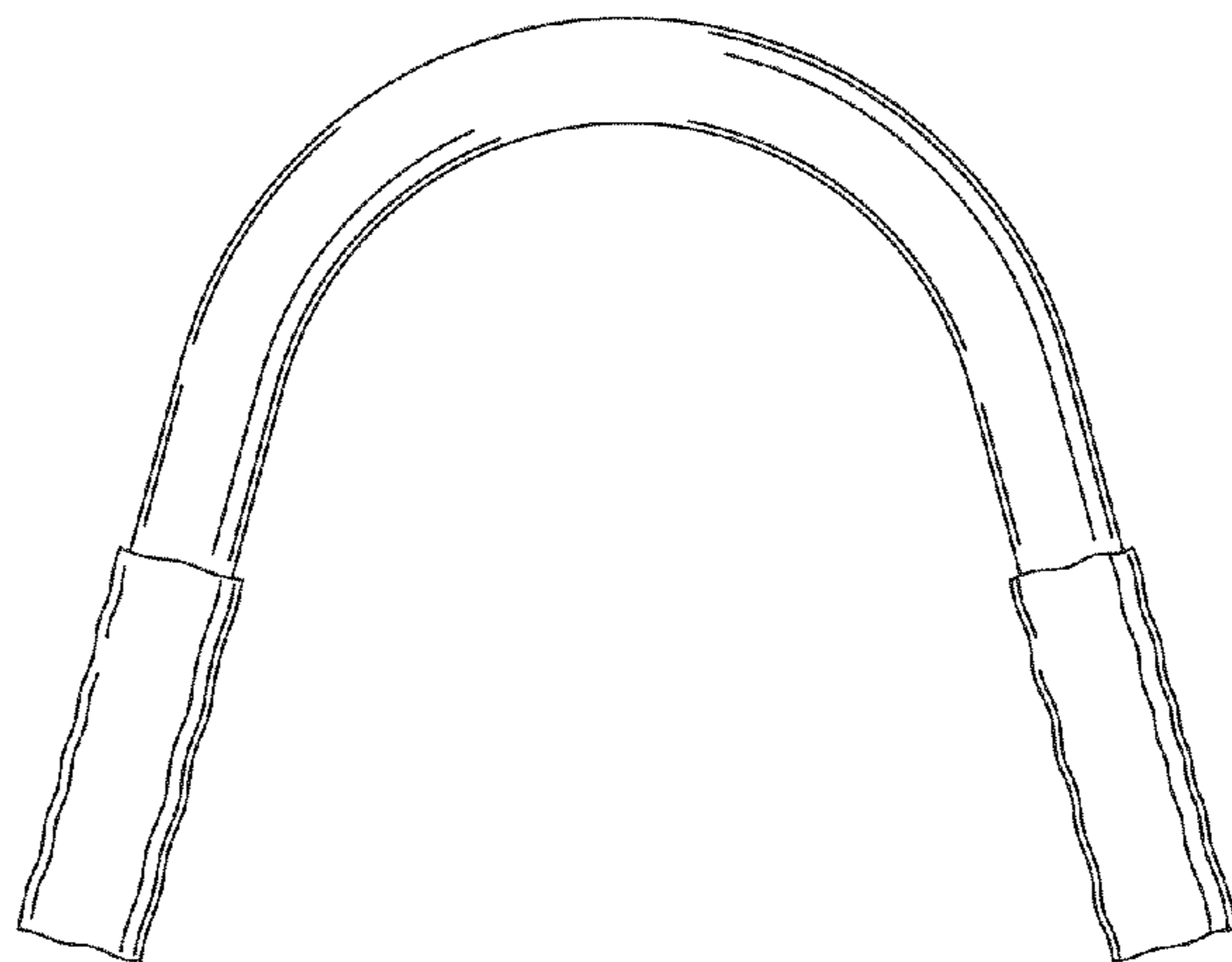


FIG. 5



FIG. 6