



US00D645134S

(12) **United States Design Patent**  
**Lee et al.**

(10) **Patent No.:** **US D645,134 S**  
(45) **Date of Patent:** **\*\* Sep. 13, 2011**

(54) **FAN BLADE**

(75) Inventors: **Lin Yu Lee**, Taipei County (TW); **Shang Chih Yang**, Taipei County (TW)

(73) Assignee: **Micro-Star International Corporation Limited**, Taipei County (TW)

(\*\*) Term: **14 Years**

(21) Appl. No.: **29/381,630**

(22) Filed: **Dec. 21, 2010**

(30) **Foreign Application Priority Data**

Nov. 19, 2010 (TW) ..... 99305946

(51) **LOC (9) Cl.** ..... **23-04**

(52) **U.S. Cl.** ..... **D23/411**

(58) **Field of Classification Search** ..... D23/377,  
D23/379, 385, 411, 413; 416/196 R, 236 R,  
416/236 A

See application file for complete search history.

(56) **References Cited**

**U.S. PATENT DOCUMENTS**

5,320,493 A \* 6/1994 Shih et al. .... 416/223 R  
D510,998 S \* 10/2005 Parker et al. .... D23/411

D566,829 S \* 4/2008 Parker et al. .... D23/411  
D600,340 S \* 9/2009 Parker et al. .... D23/413  
D633,195 S \* 2/2011 Stagg ..... D23/413

\* cited by examiner

*Primary Examiner* — Lisa Lichtenstein

(74) *Attorney, Agent, or Firm* — Morris Manning Martin LLP; Tim Tingkang Xia, Esq.



(57) **CLAIM**

The ornamental design for a “fan blade,” as shown and described.

**DESCRIPTION**

FIG. 1 is a perspective view of fan blade showing our new design;  
FIG. 2 is a front view thereof;  
FIG. 3 is a rear view thereof;  
FIG. 4 is a left side elevational view thereof;  
FIG. 5 is a right side elevational view thereof;  
FIG. 6 is a top view thereof;  
FIG. 7 is a bottom view thereof; and,  
FIG. 8 is another perspective view of fan blade showing our new design.

**1 Claim, 6 Drawing Sheets**






FIG.1




FIG.2




FIG.3

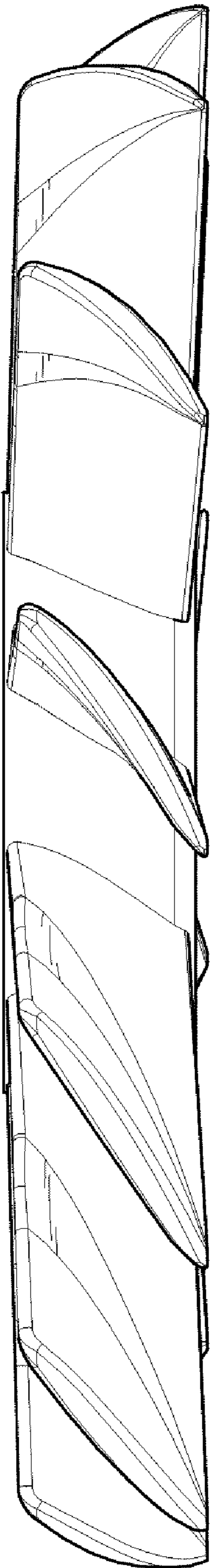


FIG. 4

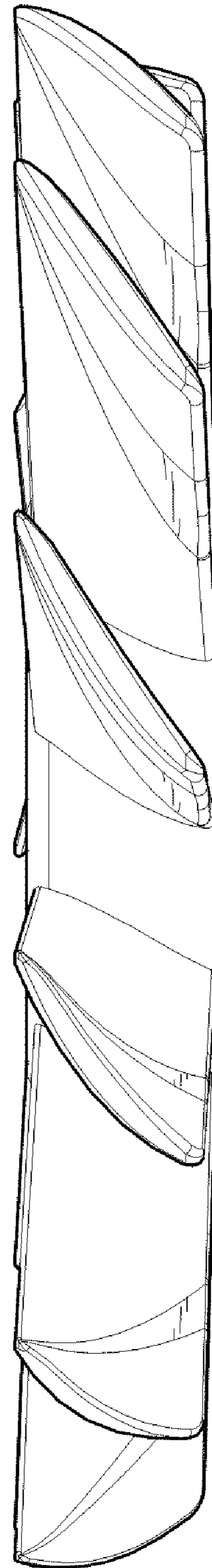


FIG. 5

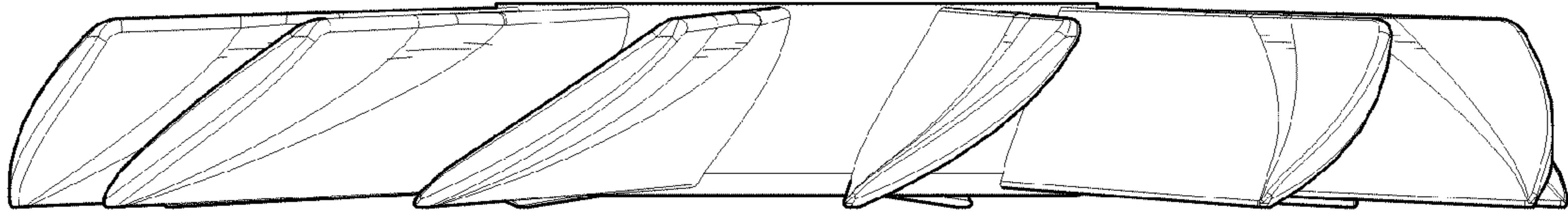


FIG. 6

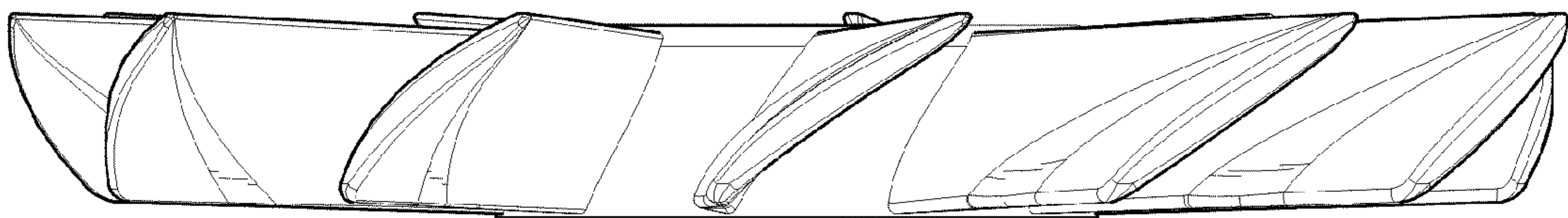


FIG. 7




FIG.8