



US00D645110S

(12) **United States Design Patent**
Cook et al.

(10) **Patent No.:** **US D645,110 S**

(45) **Date of Patent:** **** Sep. 13, 2011**

(54) **FIREARM FOREND AND THUMBHOLE STOCK**

(76) Inventors: **Clifton L. Cook**, Boise, ID (US);
Thomas M. Gregory, Belgrade, MT (US);
Robert A. Kincaid, Bozeman, MT (US);
Kurtis Sparing, Belgrade, MT (US);
Eric M. Yeates, Virginia Beach, VA (US);
Birten L. Todd, Harrison, MT (US);
Gary Cauble, Chesapeake, VA (US);
James K. Bentley, Paso Robles, CA (US)

(**) Term: **14 Years**

(21) Appl. No.: **29/349,144**

(22) Filed: **Mar. 11, 2010**

Related U.S. Application Data

(63) Continuation-in-part of application No. 29/289,533, filed on Jul. 24, 2007, now Pat. No. Des. 614,723.

(51) **LOC (9) Cl.** **22-01**

(52) **U.S. Cl.** **D22/108**

(58) **Field of Classification Search** D22/100, D22/101, 103, 104, 108, 199; D21/572, D21/573; 42/51, 90, 71.01, 71.02, 73, 75.01, 42/75.02; 362/160; 33/241; 313/105 R; 89/40.06, 37.04, 33.04

See application file for complete search history.

(56) **References Cited**

U.S. PATENT DOCUMENTS

3,177,863	A *	4/1965	Spack	124/76
5,349,939	A *	9/1994	Perrone	124/76
5,711,102	A *	1/1998	Plaster et al.	42/71.01
6,560,911	B2 *	5/2003	Sharp	42/73
7,200,966	B2 *	4/2007	Gooder	42/71.01
D616,056	S *	5/2010	Bentley	D22/108
D616,522	S *	5/2010	Bentley	D22/108
D623,716	S *	9/2010	Bentley	D22/108
2002/0050088	A1 *	5/2002	Sharp	42/73
2005/0011101	A1 *	1/2005	Gooder	42/71.01
2007/0137087	A1 *	6/2007	Florea et al.	42/90

* cited by examiner

Primary Examiner — T. Chase Nelson

Assistant Examiner — Michael Pratt

(74) *Attorney, Agent, or Firm* — Wooten & Shaddock, PLC

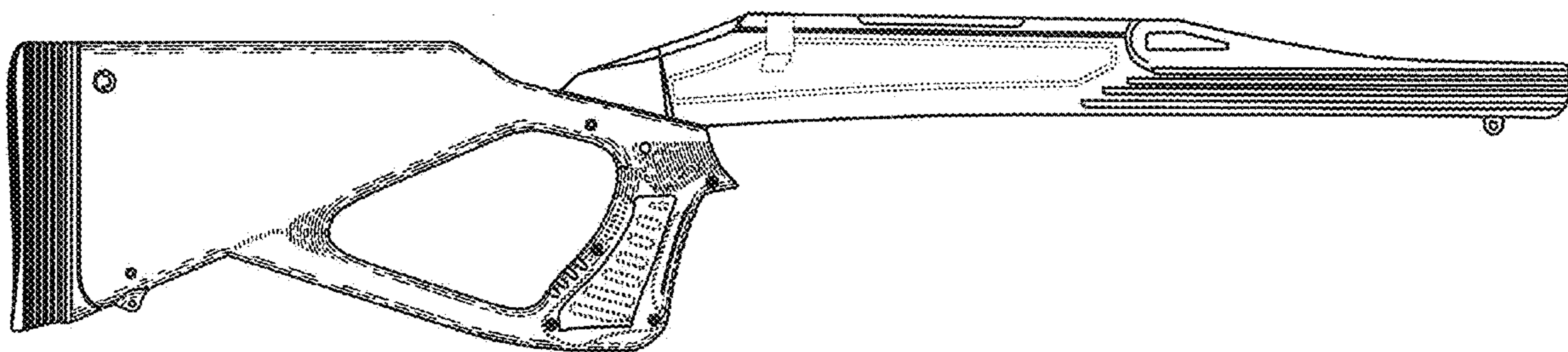
(57) **CLAIM**

The ornamental design for a firearm forend and thumbhole stock, as shown and described.

DESCRIPTION

FIG. 1 is a left side elevational view of a firearm forend and thumbhole stock, showing our new design; FIG. 2 is a right side elevational view thereof; FIG. 3 is a bottom view thereof; FIG. 4 is a top view thereof; FIG. 5 is a rear elevational view thereof; and, FIG. 6 is a front elevational view thereof. The broken line showing of portions of the firearm forend and thumbhole stock form no part of the claimed design.

1 Claim, 3 Drawing Sheets



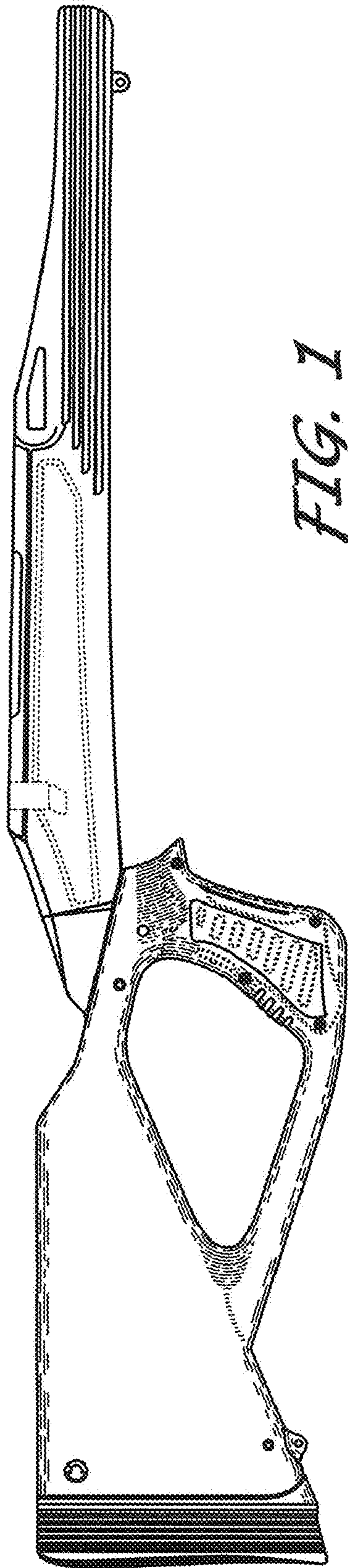


FIG. 1

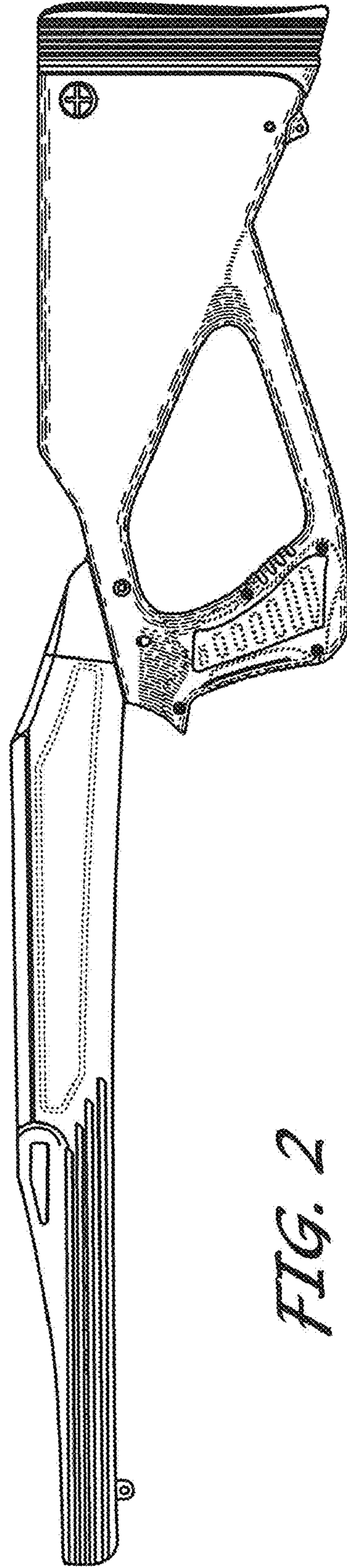


FIG. 2

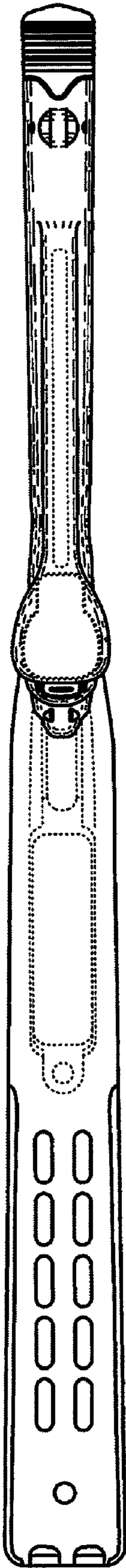


FIG. 3

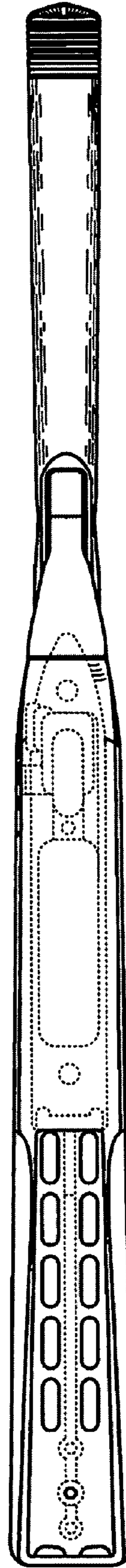


FIG. 4

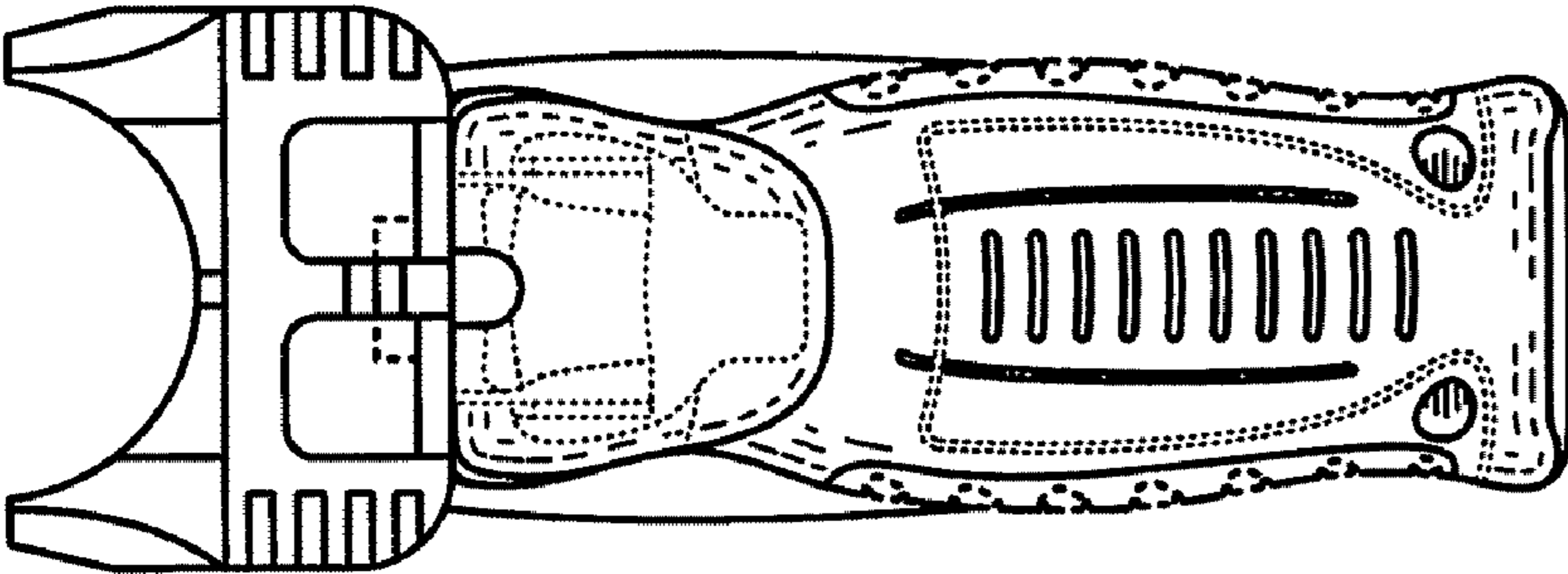


FIG. 6




FIG. 5