



US00D645102S

(12) **United States Design Patent**
English

(10) **Patent No.:** **US D645,102 S**

(45) **Date of Patent:** **** Sep. 13, 2011**

- (54) **BEER TAP HANDLE POOL CUE**
- (75) Inventor: **Edward Daniel English**, Scituate, MA (US)
- (73) Assignee: **Dream On Technology, Inc.**, Scituate, MA (US)
- (**) Term: **14 Years**
- (21) Appl. No.: **29/379,660**
- (22) Filed: **Nov. 23, 2010**

7,137,535	B2 *	11/2006	Laninga et al.	222/400.7
D556,276	S *	11/2007	Stoller	D21/726
D560,734	S *	1/2008	Stoller	D21/726
D560,735	S *	1/2008	Stoller	D21/726
7,546,664	B2 *	6/2009	Laninga et al.	16/436

* cited by examiner

Primary Examiner — Mitchell Siegel

(74) *Attorney, Agent, or Firm* — Clock Tower Law Group; Erik J. Heels; Michael A. Bartley

(57) **CLAIM**

The ornamental design for a beer tap handle pool cue, as shown and described.

Related U.S. Application Data

- (62) Division of application No. 12/247,692, filed on Oct. 8, 2008, now abandoned.
- (51) **LOC (9) Cl.** **21-03**
- (52) **U.S. Cl.** **D21/726**
- (58) **Field of Classification Search** D21/726; 473/44-53; 40/332, 473; 222/400.7, 400.8; D7/398; 16/436, 441
See application file for complete search history.

DESCRIPTION

FIG. 1 is a side view of the beer tap handle pool cue, the undisclosed sides being identical;
 FIG. 2 is another side view of the beer tap handle pool cue;
 FIG. 3 is a bottom plan view of the beer tap handle pool cue;
 FIG. 4 is a side view of a second embodiment of the beer tap handle pool cue, the undisclosed sides being identical;
 FIG. 5 is another side view of the beer tap handle pool cue of FIG. 4;
 FIG. 6 is a bottom plan view of the beer tap handle pool cue of FIG. 4;
 FIG. 7 is a side view of a third embodiment of the beer tap handle pool cue, the undisclosed sides being identical;
 FIG. 8 is another side view of the beer tap handle pool cue of FIG. 7; and,
 FIG. 9 is a bottom plan view of the beer tap handle pool cue of FIG. 7.

The broken line showing is included for the purpose of illustrating and forms no part of the claimed design.

1 Claim, 3 Drawing Sheets

(56) **References Cited**

U.S. PATENT DOCUMENTS

D24,795	S *	10/1895	Van Doren	D21/726
3,286,385	A *	11/1966	Tate, Jr.	40/473
3,321,861	A *	5/1967	Tate, Jr.	40/332
D253,419	S *	11/1979	Kuo	D21/726
4,894,647	A *	1/1990	Walden et al.	40/332
D320,058	S *	9/1991	Reyes	D21/726
D323,013	S *	1/1992	Golden	D21/726
5,586,691	A *	12/1996	Gotch et al.	40/332
D507,611	S *	7/2005	Stoller	D21/726
6,953,256	B2 *	10/2005	Turner	40/332



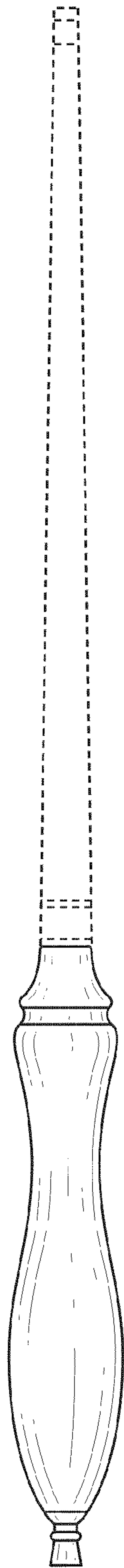


FIG. 1

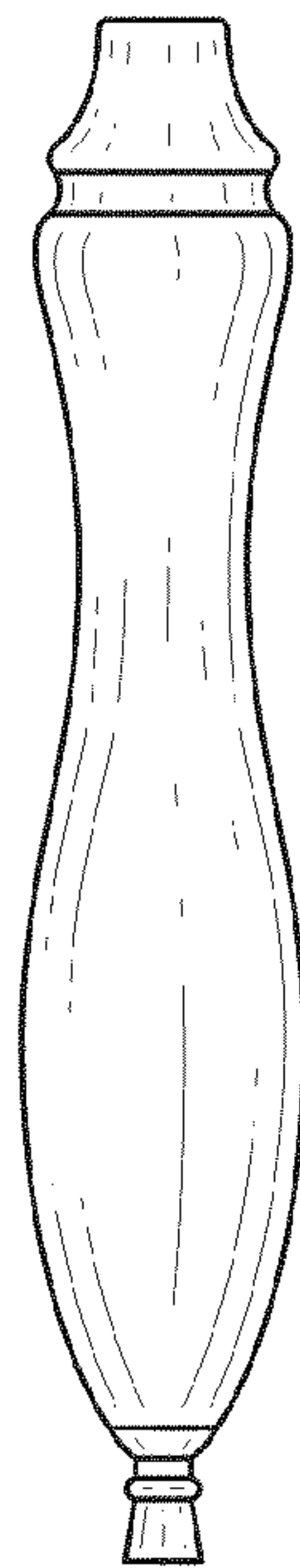


FIG. 2

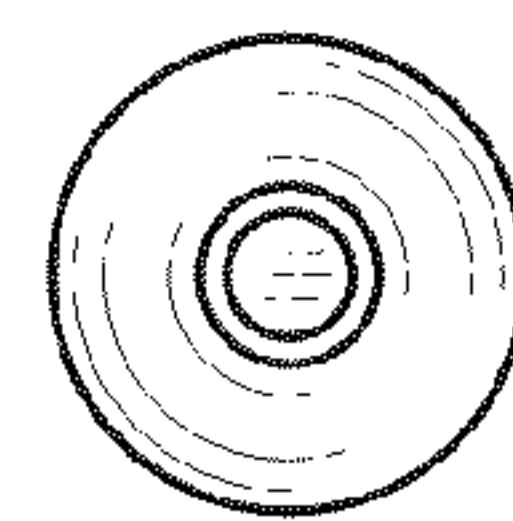


FIG. 3

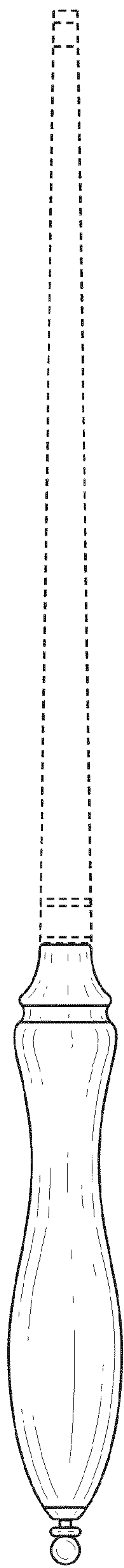


FIG. 4

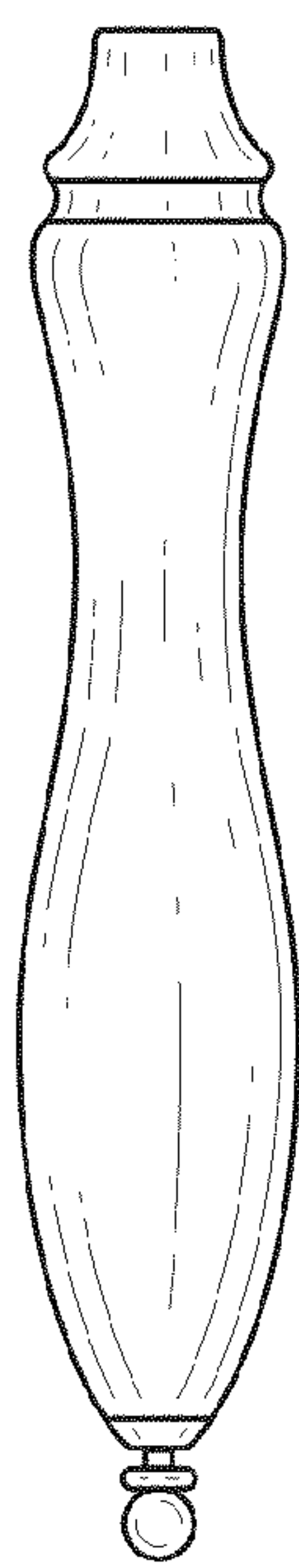


FIG. 5

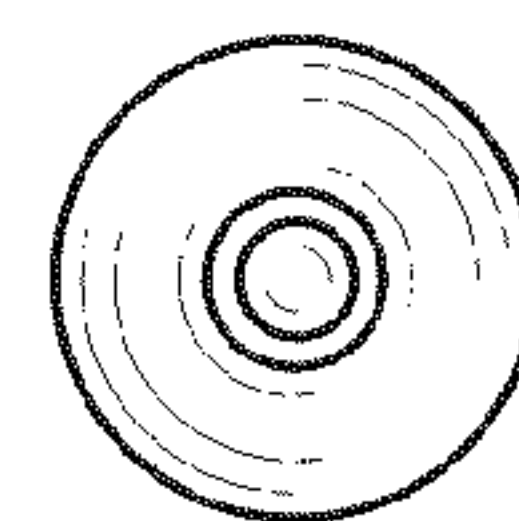


FIG. 6

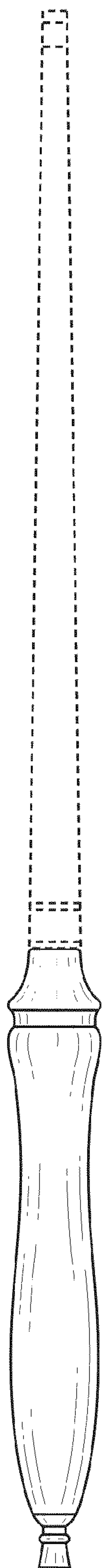


FIG. 7

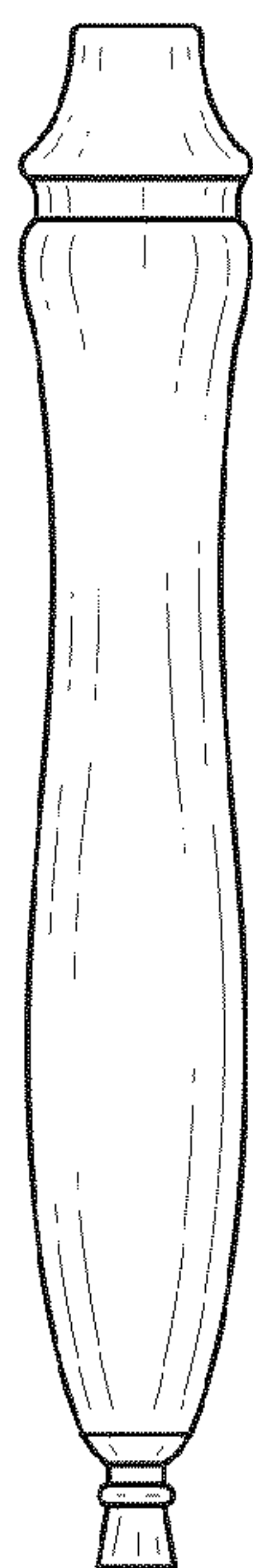


FIG. 8

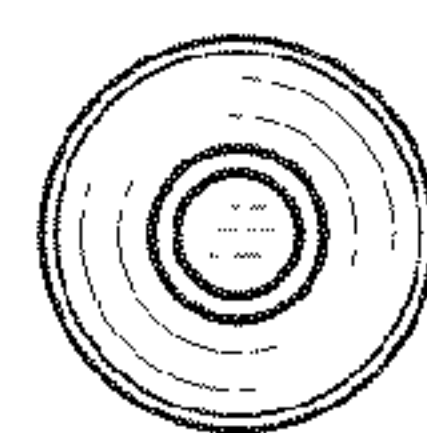


FIG. 9