



US00D645099S

(12) **United States Design Patent**
Kelly et al.

(10) **Patent No.:** **US D645,099 S**
(45) **Date of Patent:** **** Sep. 13, 2011**

(54) **ILLUMINATED TRUMPET TOY**

(76) Inventors: **Christopher Kelly**, Sellersburg, IN (US); **Christian Roos**, Quito (EC); **Lori Forest**, Jeffersonville, IN (US)

(**) Term: **14 Years**

(21) Appl. No.: **29/368,458**

(22) Filed: **Aug. 24, 2010**

(51) **LOC (9) Cl.** **21-01**

(52) **U.S. Cl.** **D21/411; D17/11**

(58) **Field of Classification Search** D17/10, D17/11, 99; D21/398, 401, 405, 411; D26/51, D26/52, 57; D10/116.1, 119.1-120; 446/15-21, 446/71, 76, 81, 175, 202-209, 213, 216, 446/219, 397, 408, 416, 485, 491; 84/420, 84/380 C, 380 R, 381, 383 A, 387 A, 387 R, 84/388, 83, 86, 93; 984/135, 136; 116/137 R; 362/253

See application file for complete search history.

(56) **References Cited**

U.S. PATENT DOCUMENTS

400,123	A *	3/1889	Schonener	446/209
663,654	A *	12/1900	Crakow	446/416
705,398	A *	7/1902	Gustine	446/416
968,694	A *	8/1910	Rubright	84/380 R
D45,797	S *	5/1914	Dean	D10/120
D82,123	S *	9/1930	Zimmerman et al.	D17/11
2,091,044	A *	8/1937	Hewitt	116/137 R
D185,931	S *	8/1959	Reeves	D10/120

D251,926	S *	5/1979	Satten	D21/411
5,122,088	A *	6/1992	Meline	446/202
5,287,785	A *	2/1994	Miller	84/391
6,087,572	A *	7/2000	Dillon	84/387 R
6,294,984	B1 *	9/2001	Meister	340/404.1
D504,146	S *	4/2005	Suzuki	D17/11
D590,451	S *	4/2009	Gold et al.	D21/473
7,851,685	B2 *	12/2010	Reißner	84/380 R

FOREIGN PATENT DOCUMENTS

DE	40403364-0001	*	12/2004
DE	402009003312-0001	*	11/2009
DE	402009005502-0014	*	3/2010
KR	300259801.0000	*	7/2000

* cited by examiner

Primary Examiner — Catherine Tuttle

(74) *Attorney, Agent, or Firm* — QuickPatents, Inc.; Kevin Prince

(57) **CLAIM**

What is claimed is the ornamental design for an illuminated trumpet toy, as shown and described.

DESCRIPTION

FIG. 1 is a perspective view of an illuminated trumpet toy, showing the new design;

FIG. 2 is a top plan view thereof;

FIG. 3 is a bottom plan view thereof;

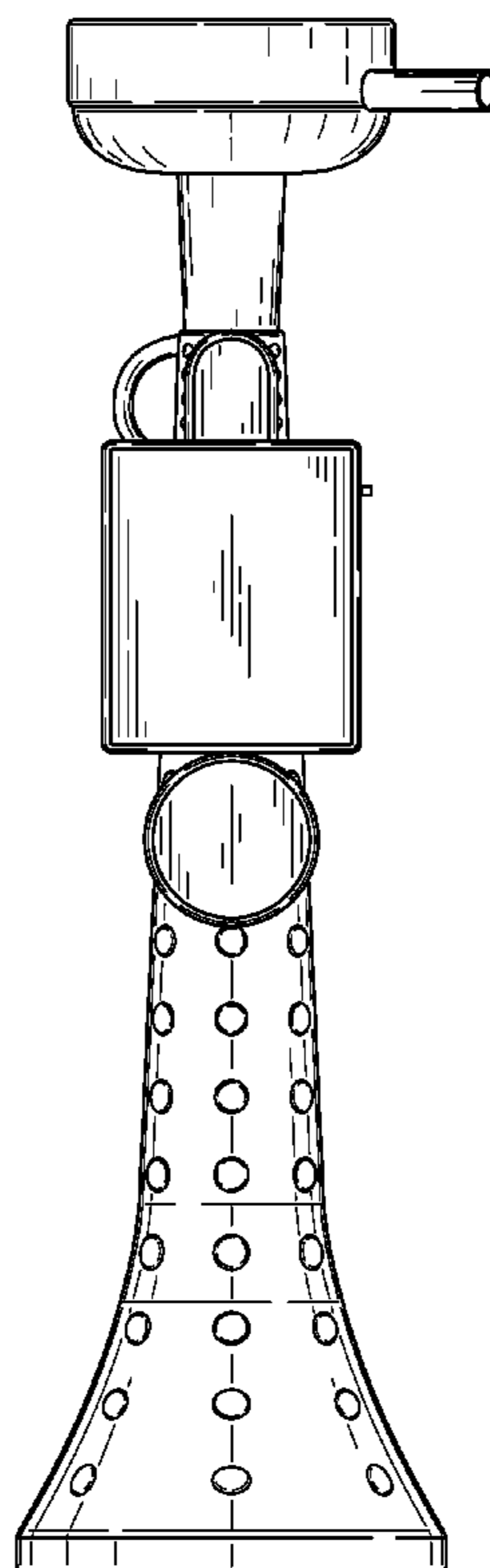
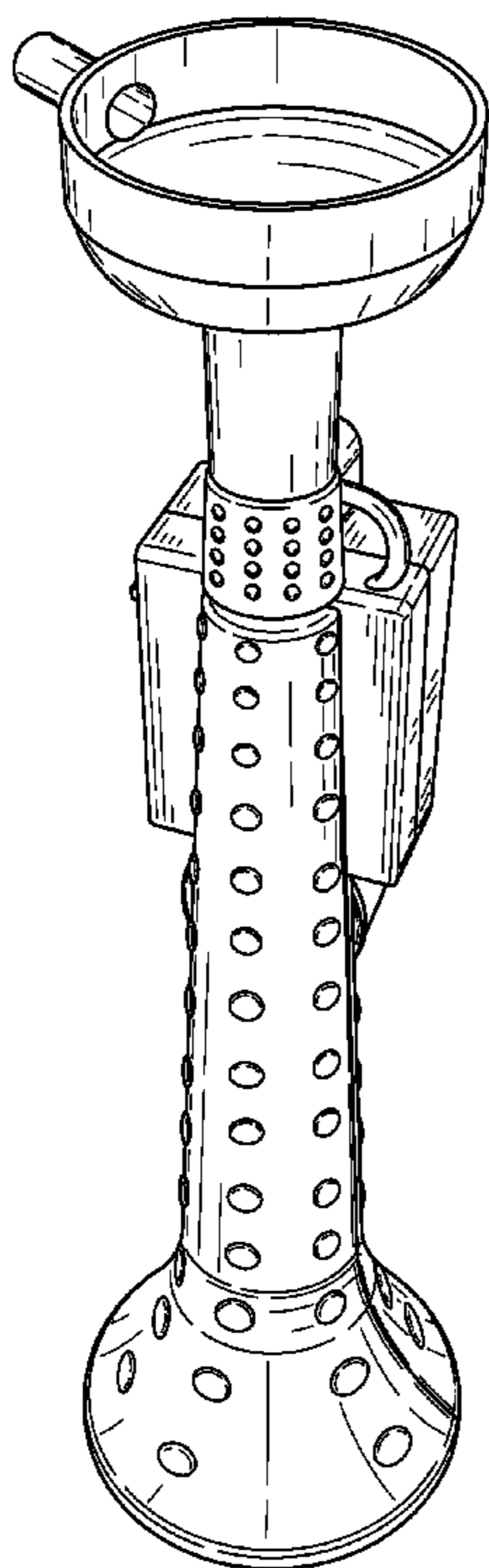
FIG. 4 is a right-side elevational view thereof;

FIG. 5 is a left-side elevational view thereof;

FIG. 6 is a rear elevational view thereof; and,

FIG. 7 is a front elevational view thereof.

1 Claim, 4 Drawing Sheets



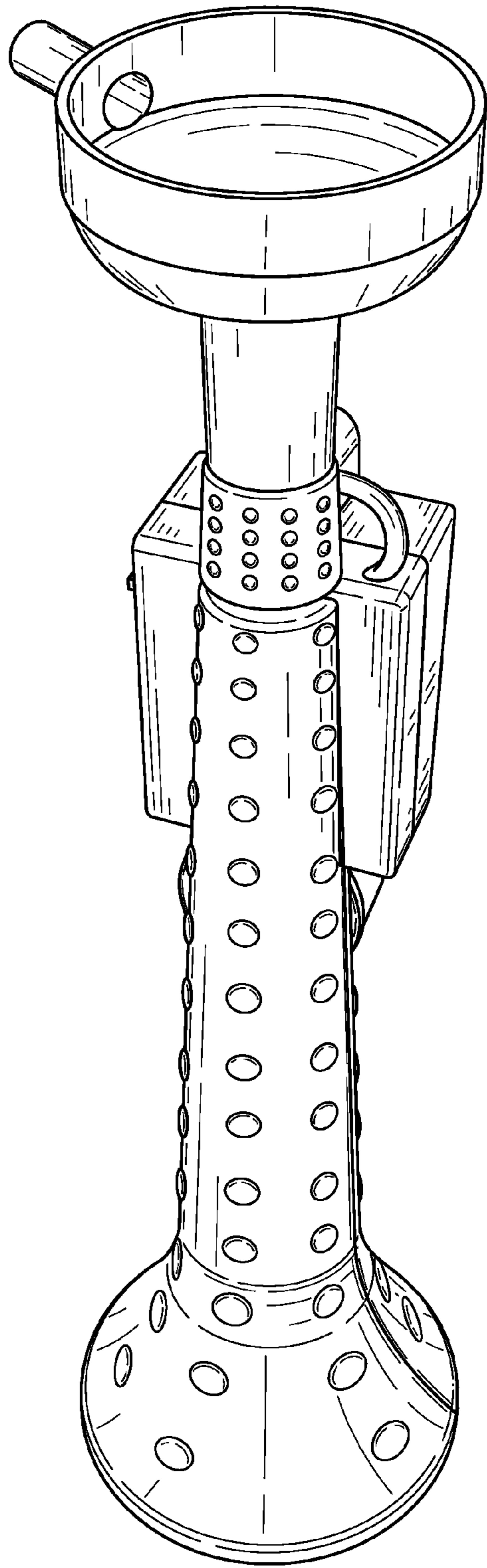


FIG. 1

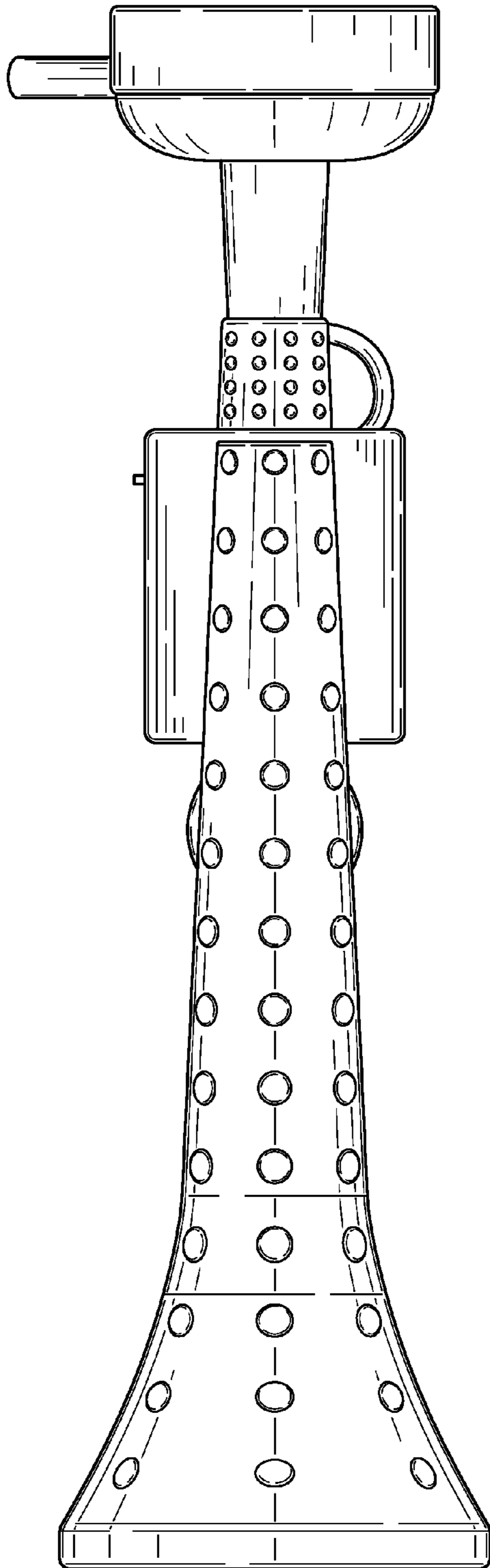


FIG. 2

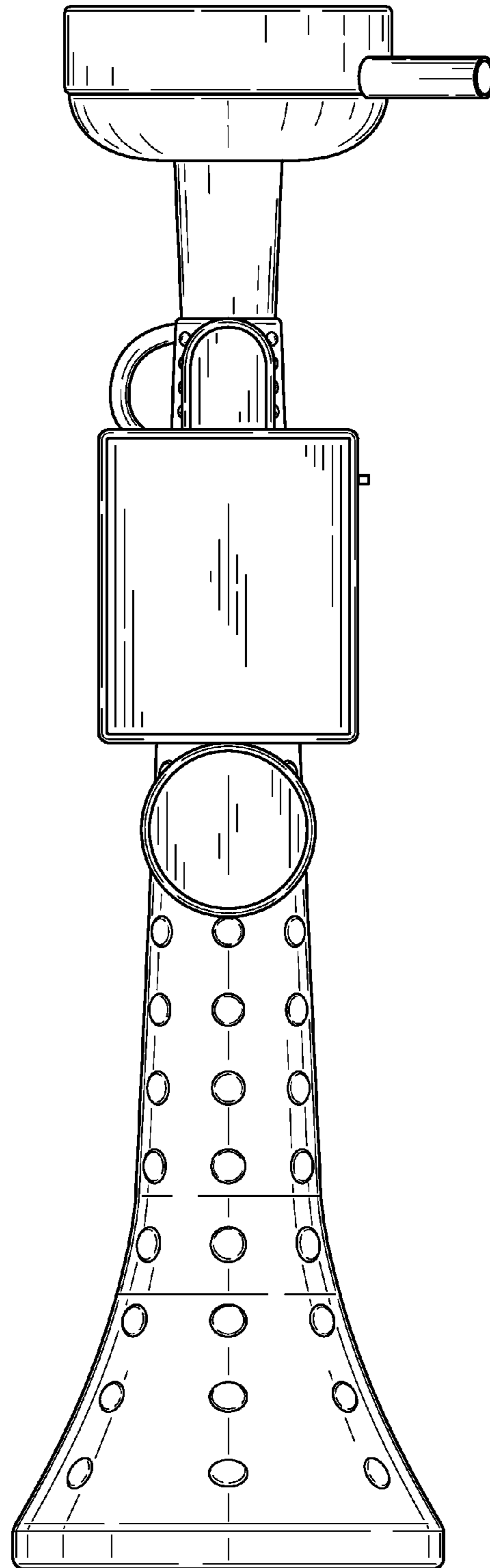


FIG. 3

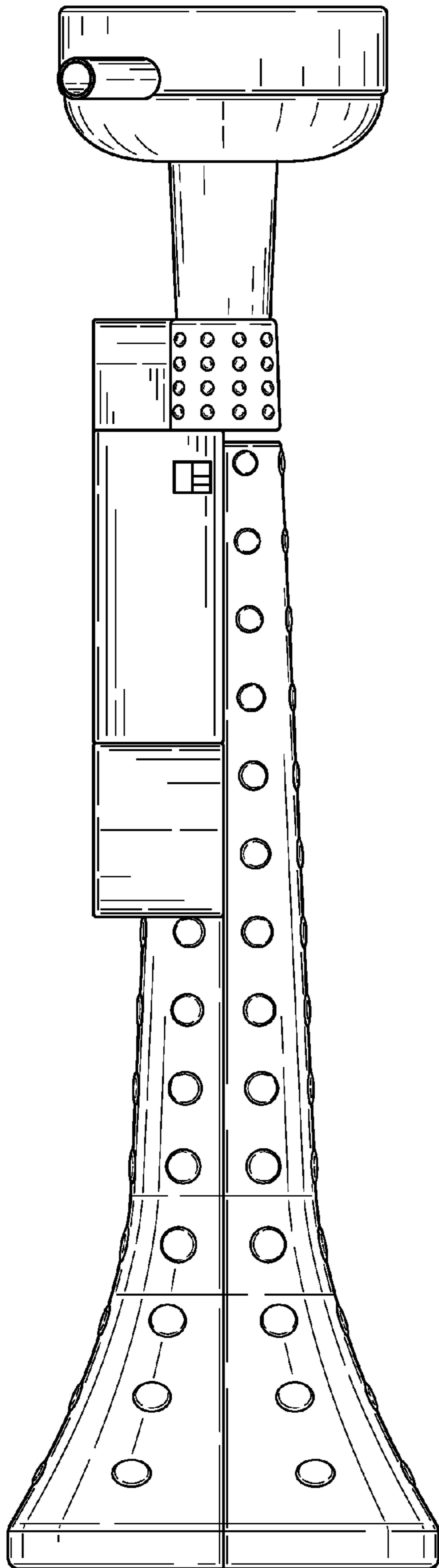


FIG. 4

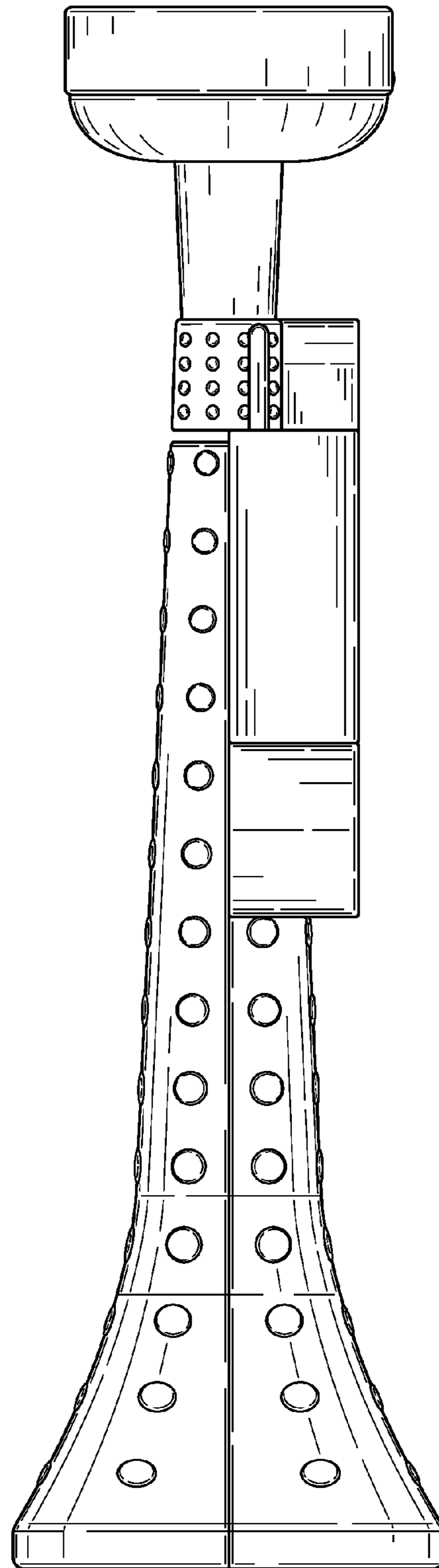


FIG. 5

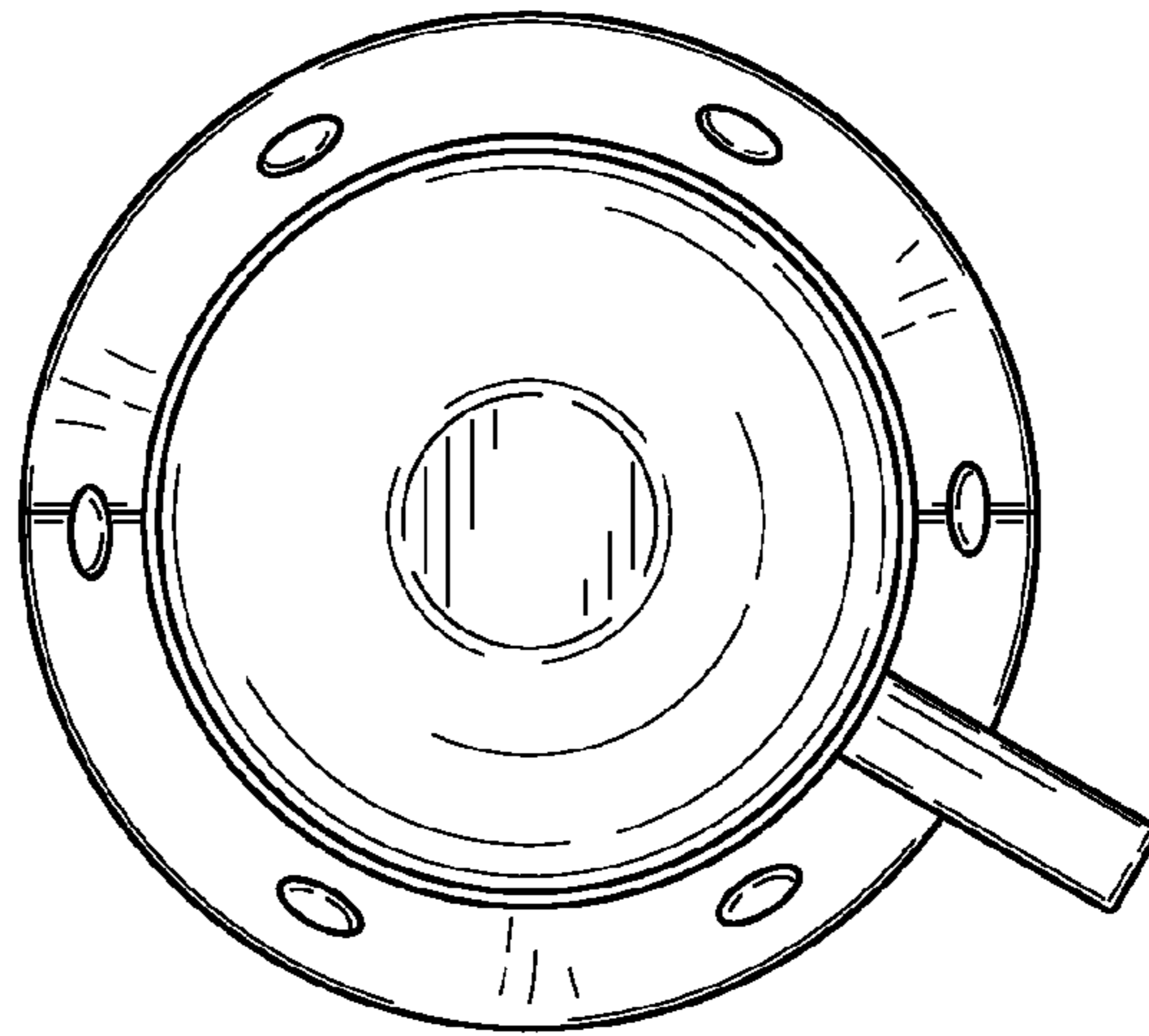


FIG. 6

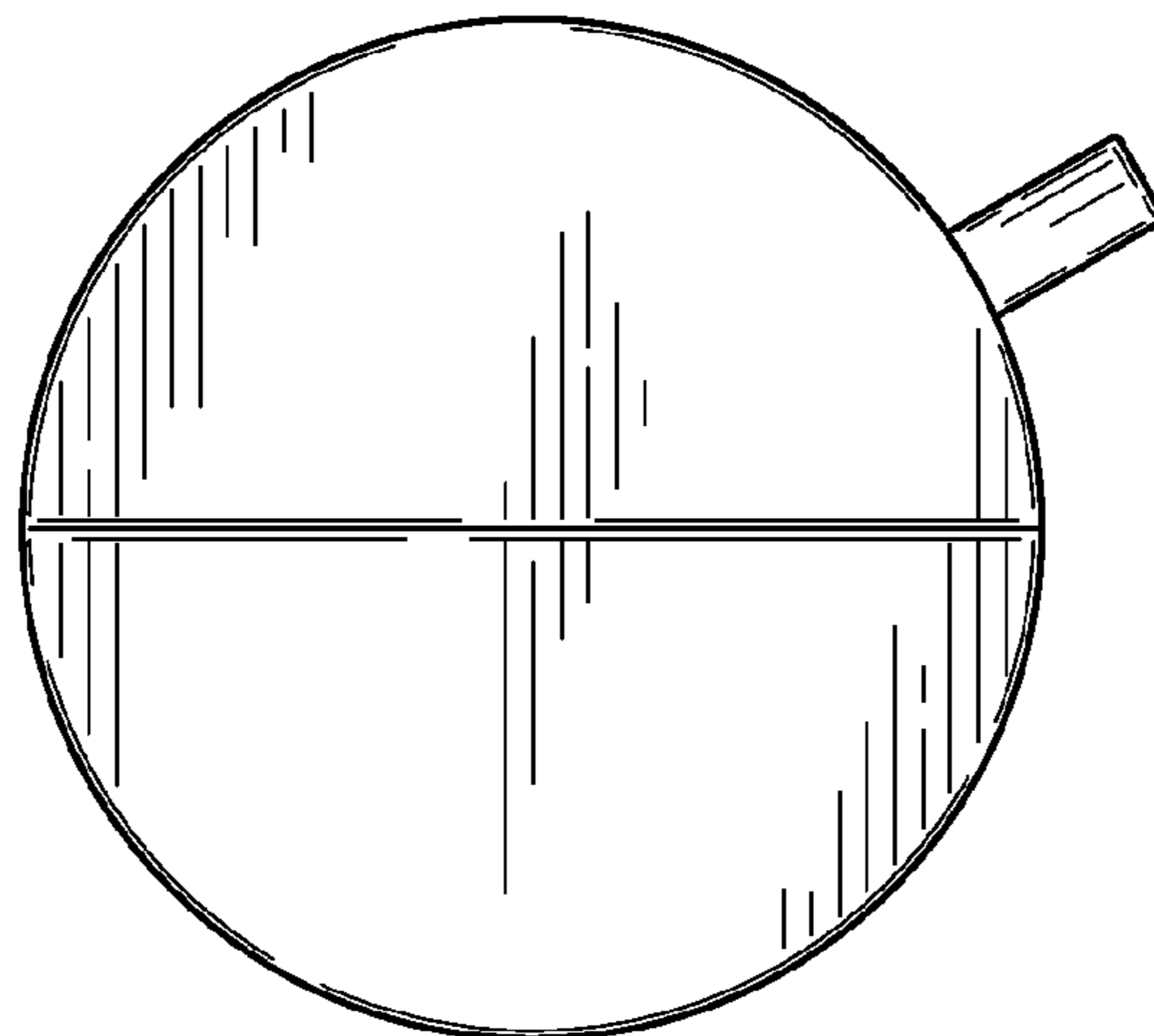


FIG. 7