



US00D645096S

(12) **United States Design Patent**
Sledge et al.

(10) **Patent No.:** **US D645,096 S**

(45) **Date of Patent:** **** Sep. 13, 2011**

(54) **LIGHT IMAGE CREATION MECHANISM**

(56)

References Cited

(75) Inventors: **Rory T. Sledge**, O Fallon, IL (US);
Michael S. Gramelspacher, Greenfield,
IL (US); **Brian Fuller Weinstock**,
Clayton, MO (US); **Joseph A Nardozza,**
Jr., Maywood, NJ (US)

(73) Assignee: **LaRose Industries, LLC**, Randolph, NJ
(US)

(**) Term: **14 Years**

(21) Appl. No.: **29/365,847**

(22) Filed: **Jul. 15, 2010**

(51) **LOC (9) Cl.** **21-01**

(52) **U.S. Cl.** **D21/328; D14/496**

(58) **Field of Classification Search** D21/324-333,
D21/439, 403, 440, 478; D14/496; 273/148 B,
273/437, DIG. 14, DIG. 24; 463/1, 29-35,
463/46, 47; 252/299.01, 582, 586, 301.16;
345/156, 175, 180, 903, 905; 349/1, 16,
349/58, 61; 359/616, 617, 894, 895, 902

See application file for complete search history.

U.S. PATENT DOCUMENTS

4,160,973	A *	7/1979	Berlin, Jr.	345/31
4,689,604	A *	8/1987	Sokol	345/31
4,836,670	A *	6/1989	Hutchinson	351/210
5,302,965	A *	4/1994	Belcher et al.	345/31
6,055,098	A *	4/2000	Lett	359/402
6,085,112	A *	7/2000	Kleinschmidt et al.	455/556.1
D522,587	S *	6/2006	Yokoi	D21/324
D526,026	S *	8/2006	Watanabe	D21/324
D527,053	S *	8/2006	Watanabe	D21/324
7,099,701	B2 *	8/2006	Lo et al.	455/566
D546,396	S *	7/2007	Matsuno	D21/324

* cited by examiner

Primary Examiner — Prabhakar Deshmukh

(74) *Attorney, Agent, or Firm* — Greenberg Traurig, LLP

(57)

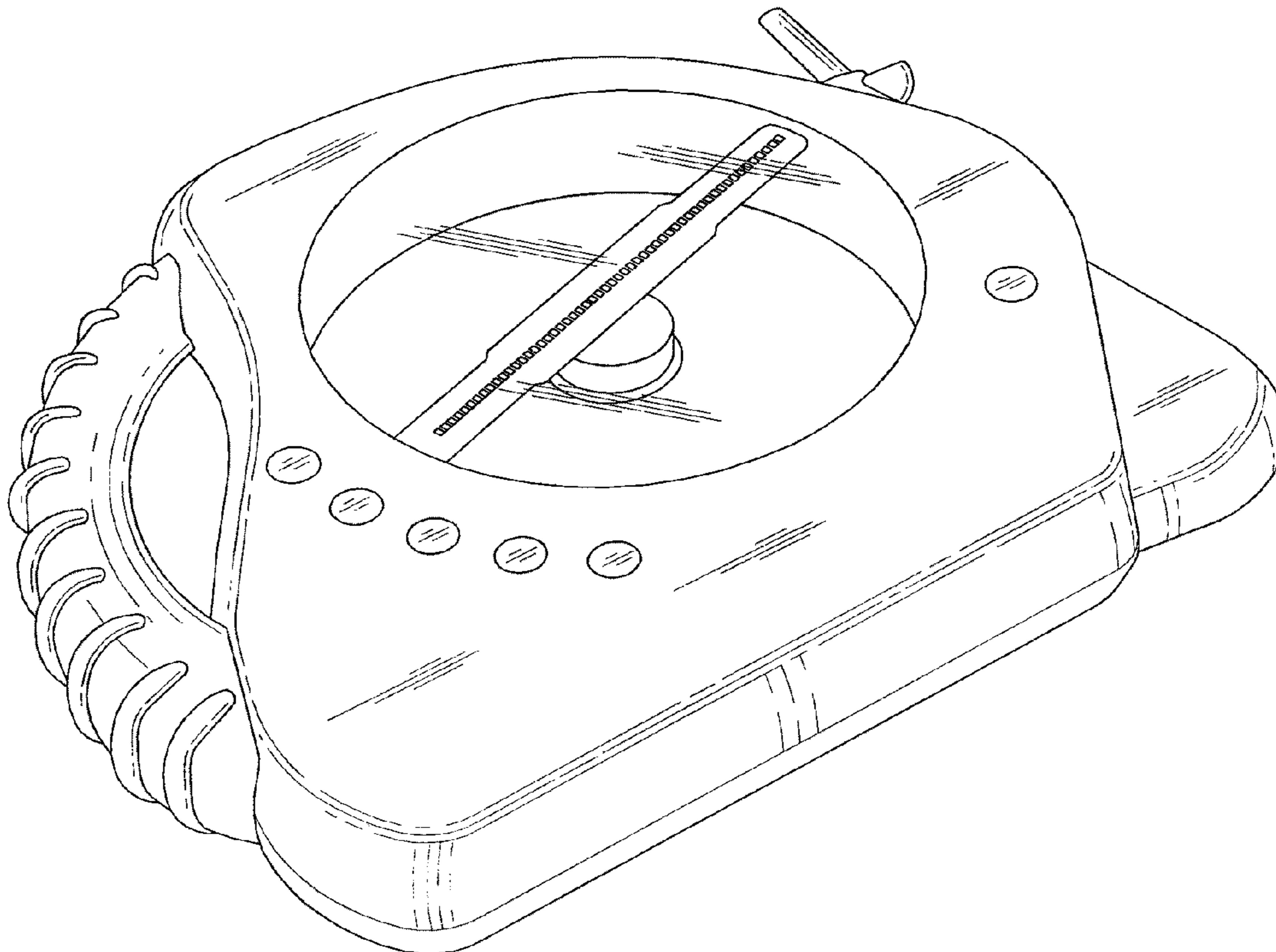
CLAIM

The ornamental design for a light image creation mechanism,
as shown and described.

DESCRIPTION

FIG. 1 is a perspective view of a light image creation mechanism showing our new design;
FIG. 2 is a top plan view thereof;
FIG. 3 is a bottom plan view thereof;
FIG. 4 is a rear elevational view thereof;
FIG. 5 is a front elevational view thereof;
FIG. 6 is a left side elevational view thereof; and,
FIG. 7 is a right side elevational view thereof.

1 Claim, 6 Drawing Sheets



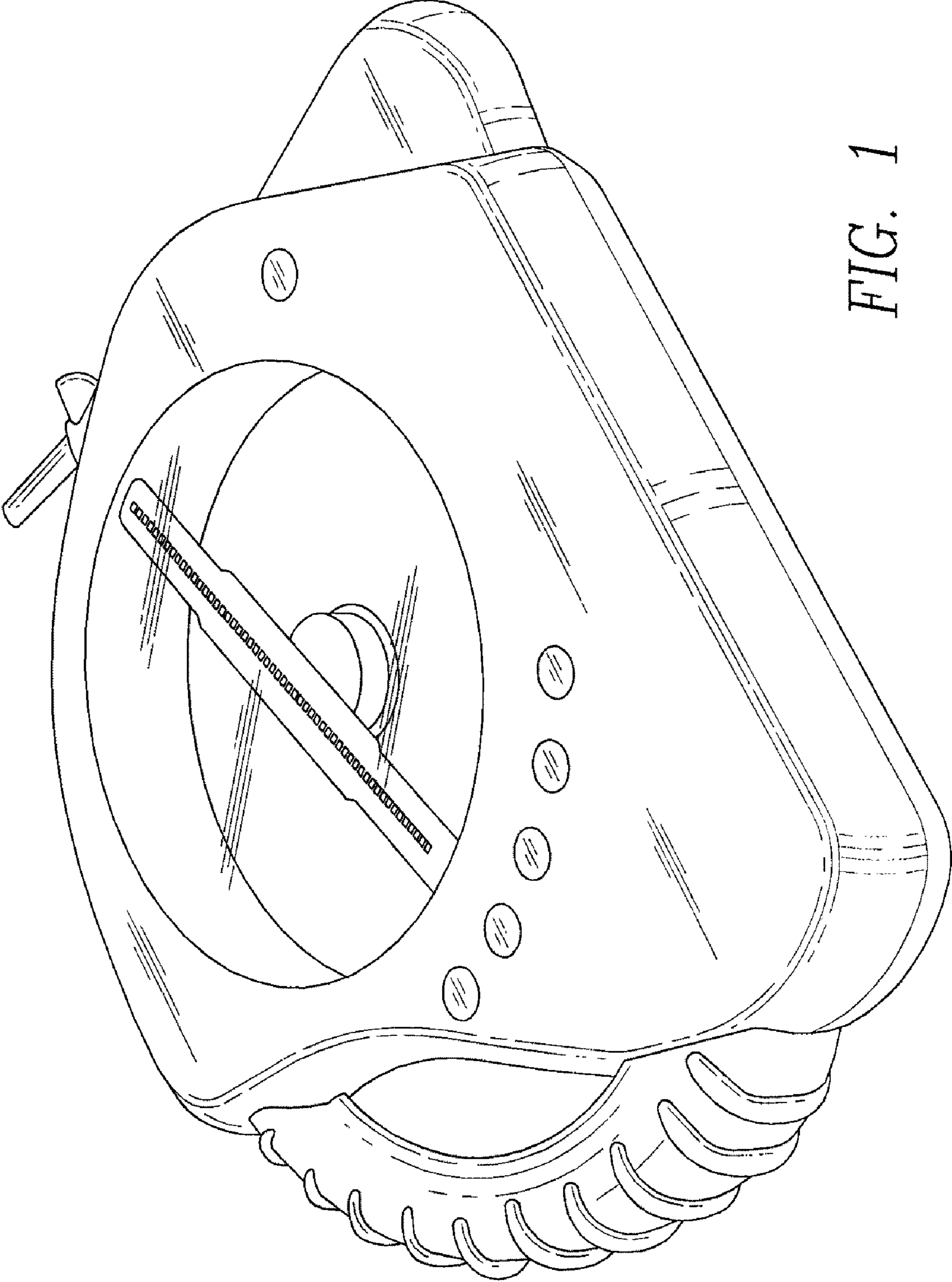


FIG. 1

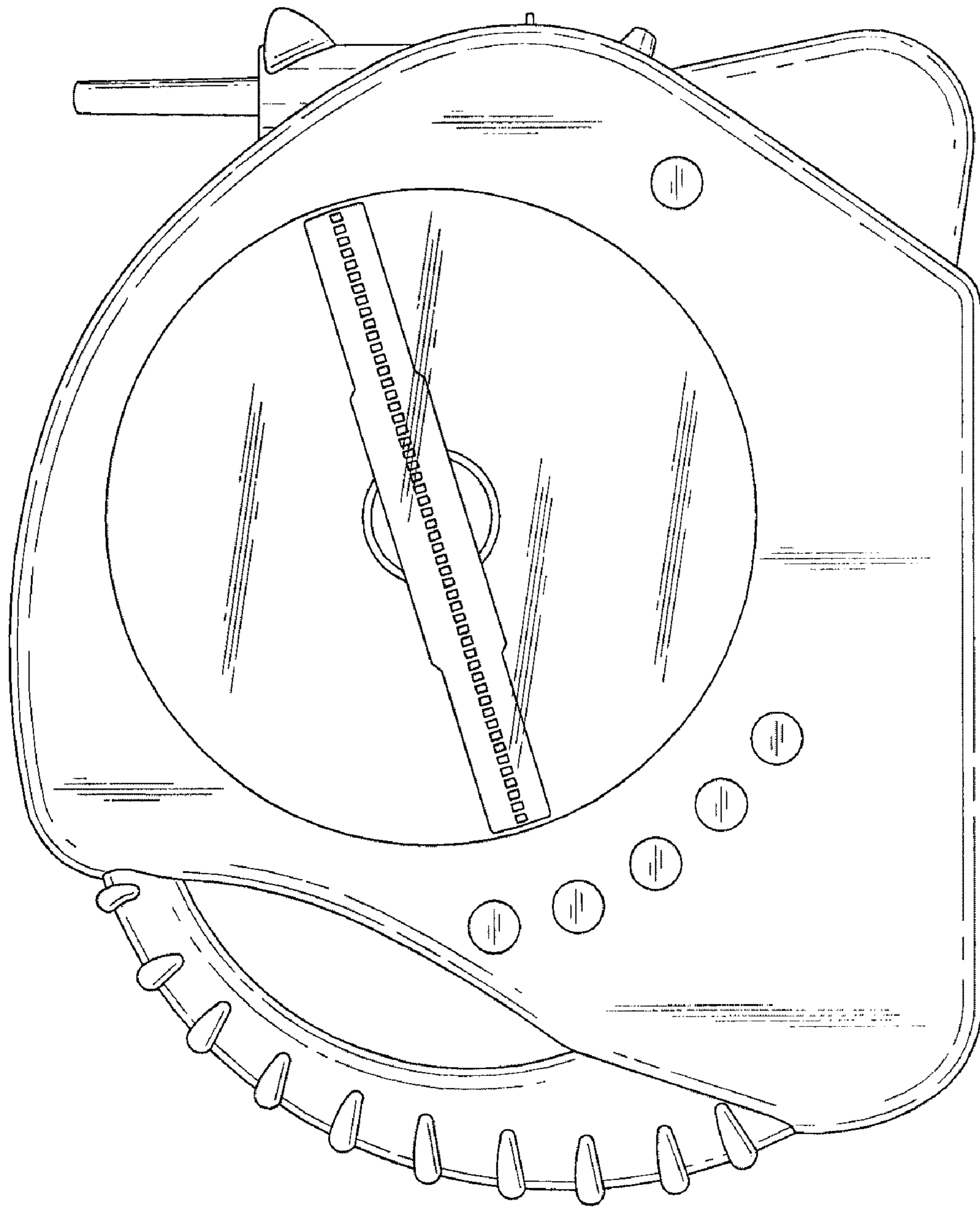


FIG. 2

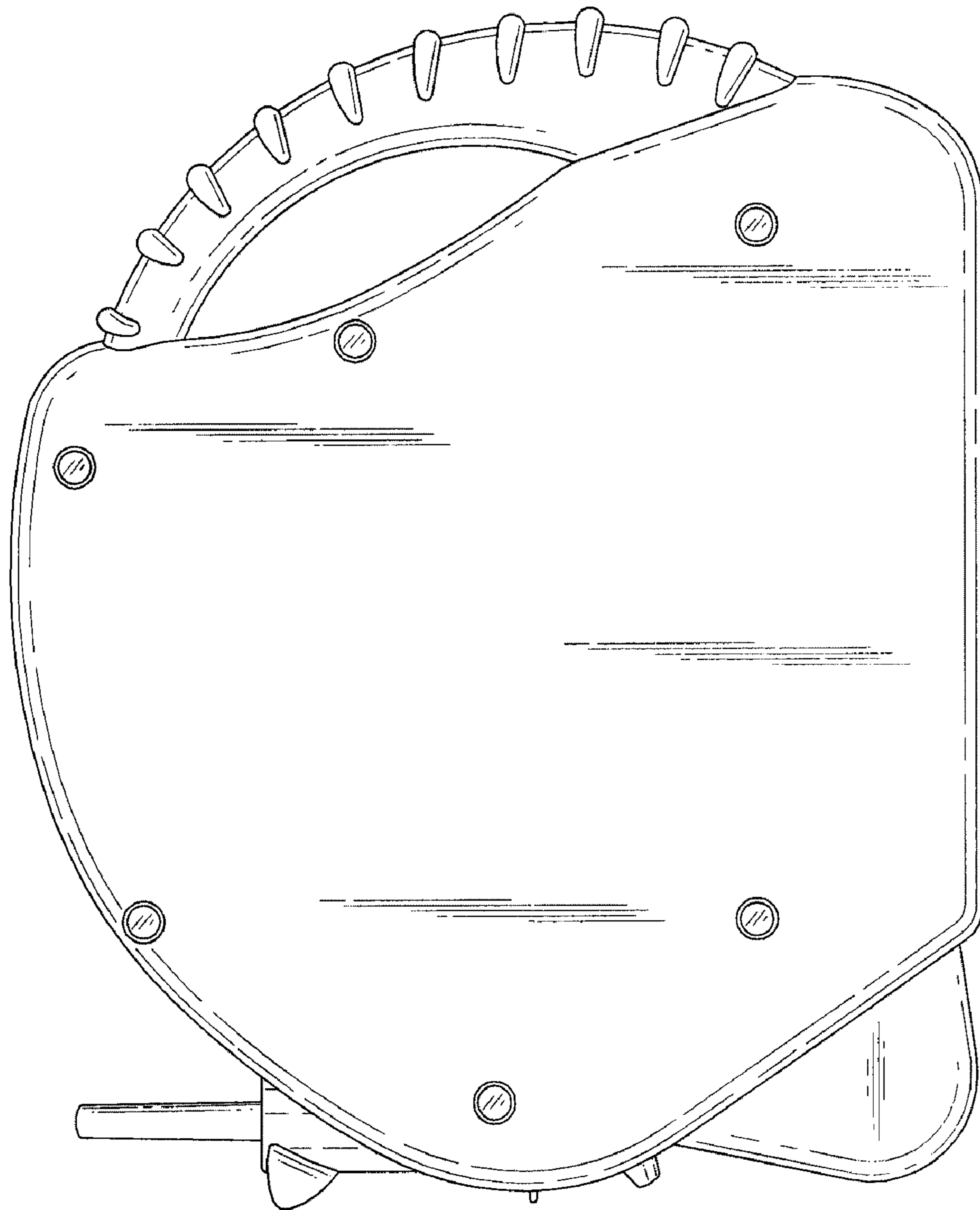


FIG. 3

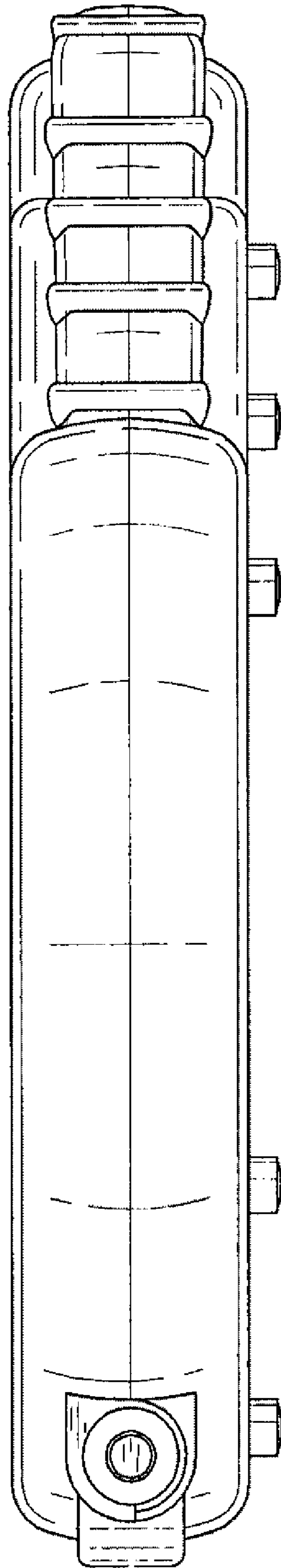


FIG. 4




FIG. 5

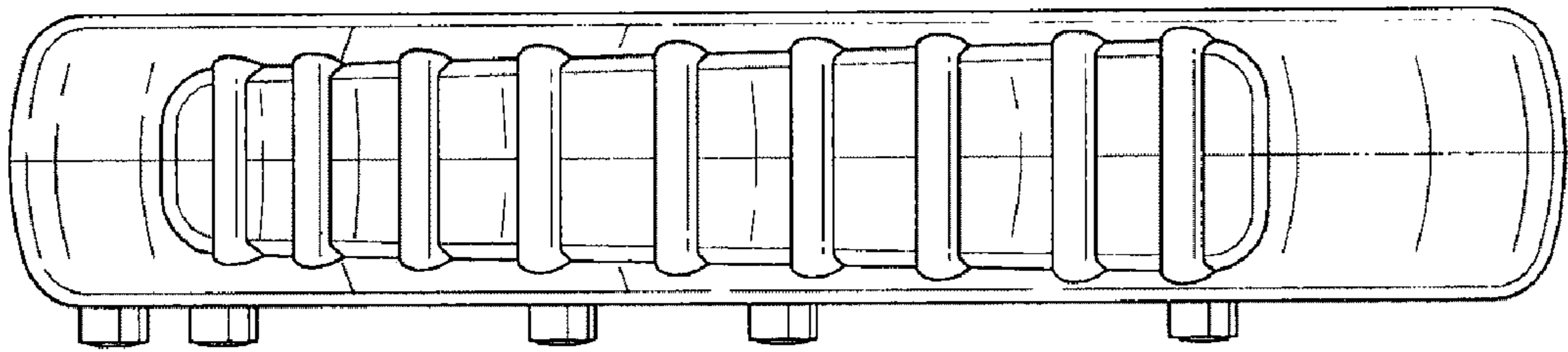


FIG. 7

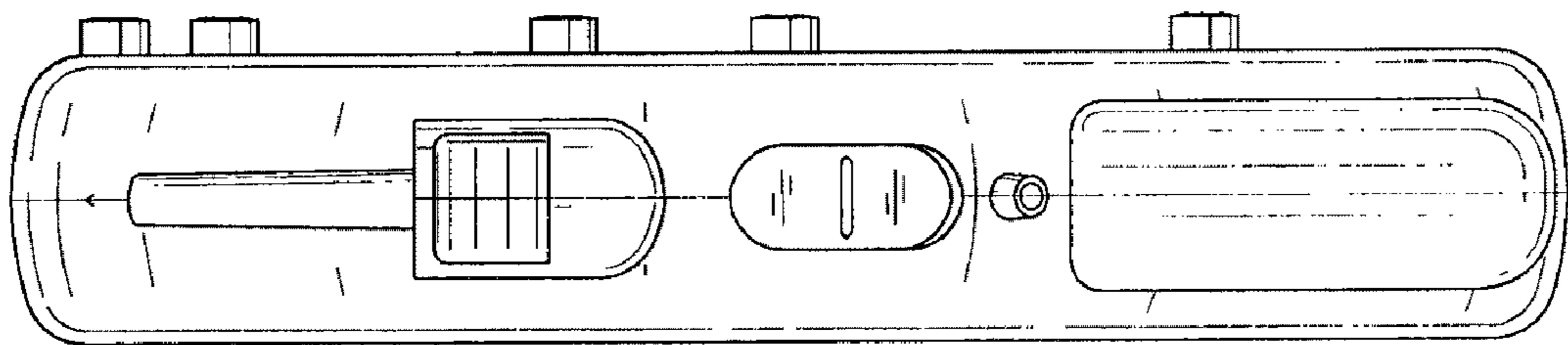


FIG. 6