

US00D645093S

(12) **United States Design Patent**
Manko

(10) **Patent No.:** **US D645,093 S**

(45) **Date of Patent:** **** *Sep. 13, 2011**

(54) **REUSABLE LABEL**

(76) Inventor: **Lynn Manko**, San Diego, CA (US)

(*) Notice: This patent is subject to a terminal disclaimer.

(**) Term: **14 Years**

(21) Appl. No.: **29/291,885**

(22) Filed: **Sep. 19, 2007**

(51) **LOC (9) Cl.** **19-08**

(52) **U.S. Cl.** **D20/27**

(58) **Field of Classification Search** D20/10,
D20/11, 13, 22, 23, 24, 27, 28, 99; 40/27.5,
40/124.01, 124.02, 124.04, 299.01, 306,
40/310, 312, 326, 330, 338, 360, 538, 541,
40/584, 594, 600, 633, 662, 665, 672; D9/434;
D11/5; D24/118, 189; 156/215; 280/814;
283/56, 67, 71, 81; 428/40.1, 40.2, 42.3,
428/73, 64.1, 78, 914

See application file for complete search history.

(56) **References Cited**

U.S. PATENT DOCUMENTS

1,727,806	A *	9/1929	Bietsch	40/662
3,841,648	A *	10/1974	Meyer	280/814
4,142,310	A *	3/1979	Groselak et al.	40/665
4,311,740	A *	1/1982	Kay	428/43
4,726,131	A *	2/1988	Cass	40/638
D297,248	S *	8/1988	Barr	D20/27
D406,608	S *	3/1999	Gill	D20/22
D430,902	S *	9/2000	Aakermann	D20/22
D471,984	S *	3/2003	Dunshee et al.	D24/189
6,680,098	B1 *	1/2004	Aakermann	428/40.1
6,902,197	B2 *	6/2005	Vijuk et al.	283/67
7,087,298	B2	8/2006	Key	

D547,228	S *	7/2007	Rozsavolgyi	D11/5
7,398,999	B2 *	7/2008	Kaufman	283/81
2003/0075918	A1 *	4/2003	Levine et al.	283/81
2005/0076549	A1 *	4/2005	Sellars	40/310

* cited by examiner

Primary Examiner — Janice E Seeger

Assistant Examiner — Mary Ann Calabrese

(74) *Attorney, Agent, or Firm* — Gary L. Eastman

(57) **CLAIM**

The ornamental design for a reusable label, as shown and described.

DESCRIPTION

FIG. 1 is a perspective view of reusable label showing my new design;

FIG. 2 is a perspective view of the reusable label as shown in an alternative configuration;

FIG. 3 is a top view of the reusable label;

FIG. 4 is a bottom view of the reusable label;

FIG. 5 is a left side view of the reusable label;

FIG. 6 is a right side view of the reusable label;

FIG. 7 is a front side view of the reusable label;

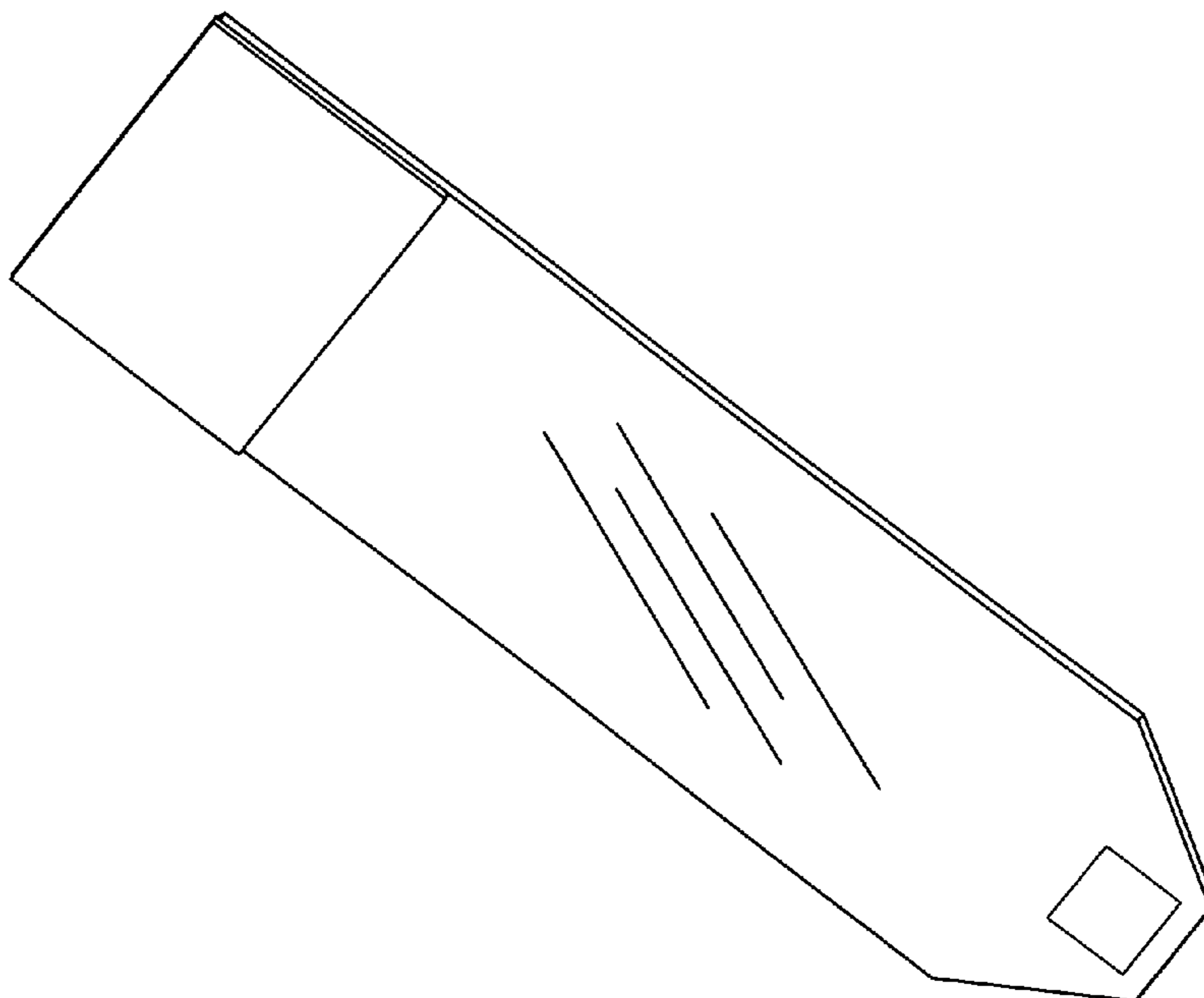
FIG. 8 is a back side view of the reusable label;

FIG. 9 is a front perspective view of the reusable label shown in an alternative configuration as used on a medicine bottle shown in broken lines; and,

FIG. 10 is a back perspective view of the reusable label in the alternative configuration of FIG. 9, showing visibility of the original medicine label in broken lines through the reusable label.

In the drawings, the broken lines represent the environment in which the reusable label is used and forms no part of the claimed design.

1 Claim, 6 Drawing Sheets



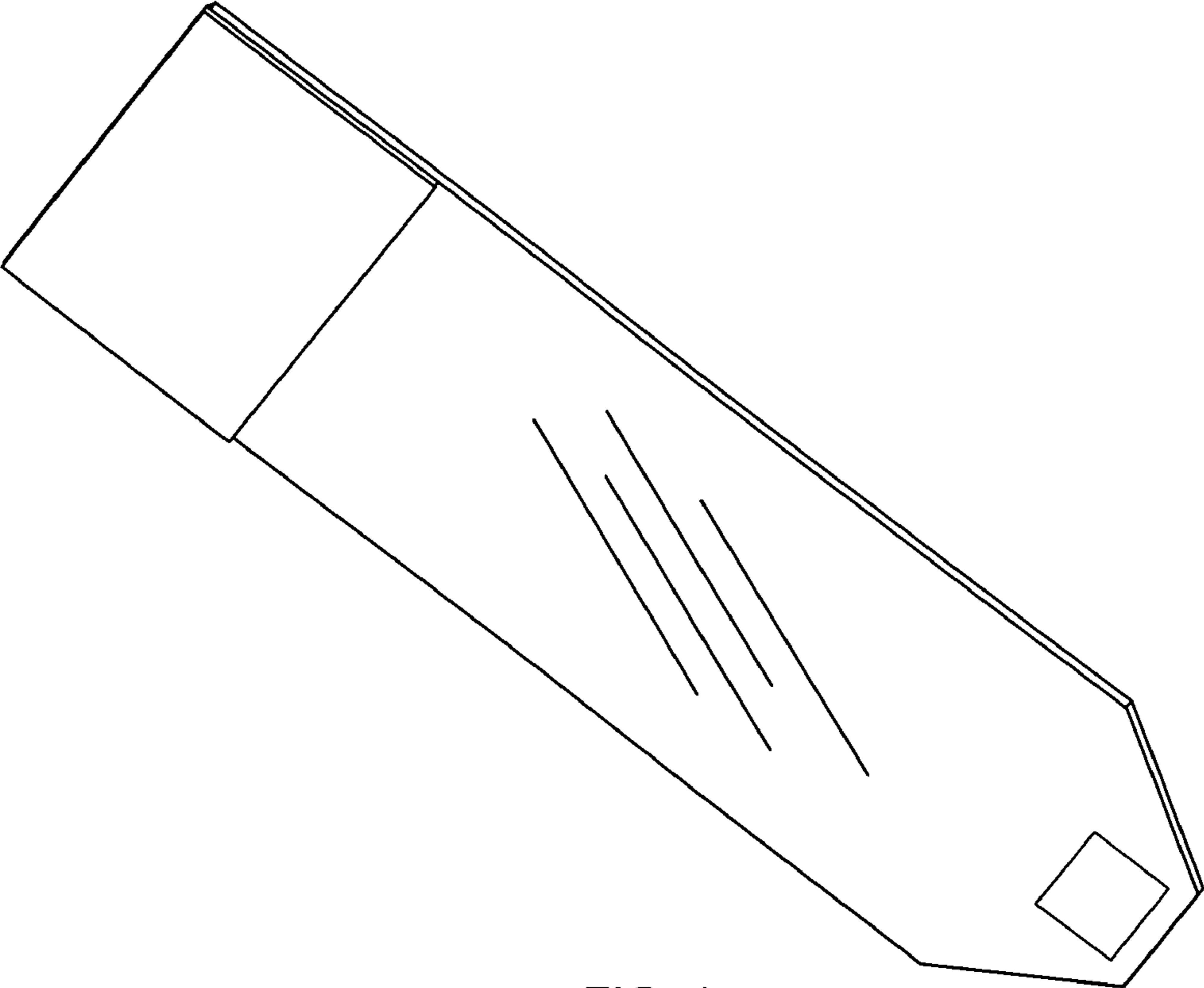


FIG. 1




FIG. 2

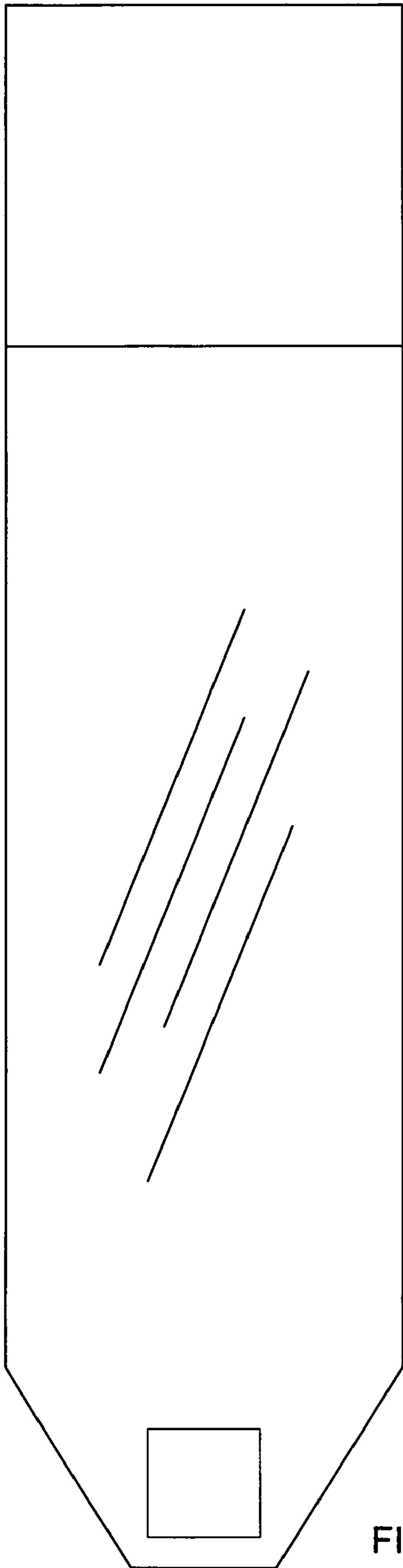


FIG. 3

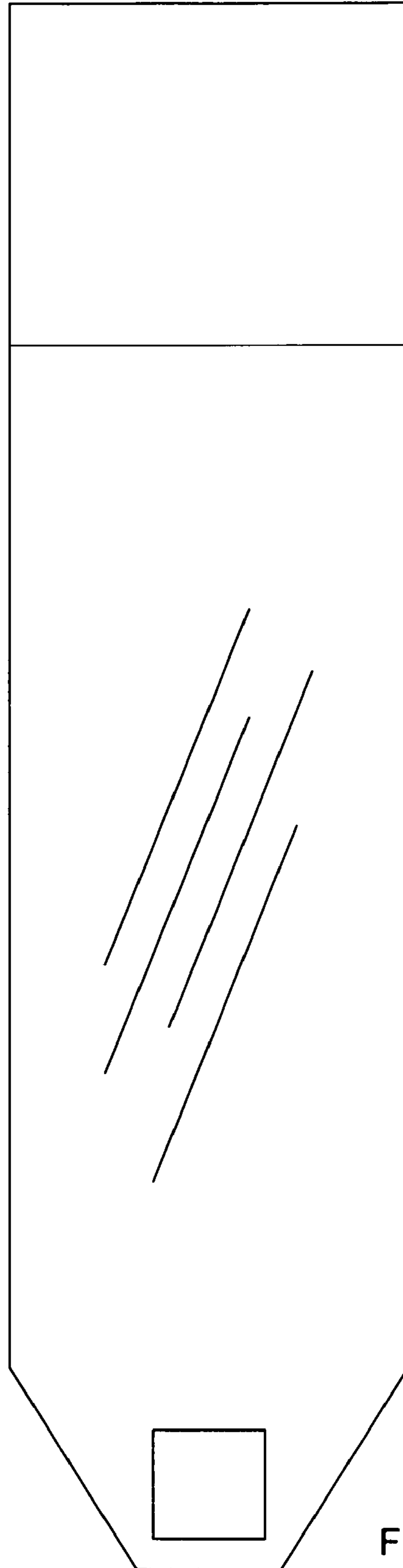


FIG. 4

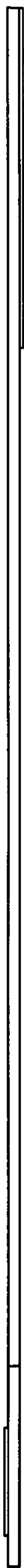


FIG. 5

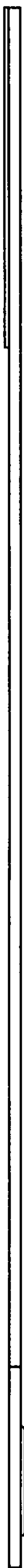


FIG. 6



FIG. 7



FIG. 8




FIG. 9

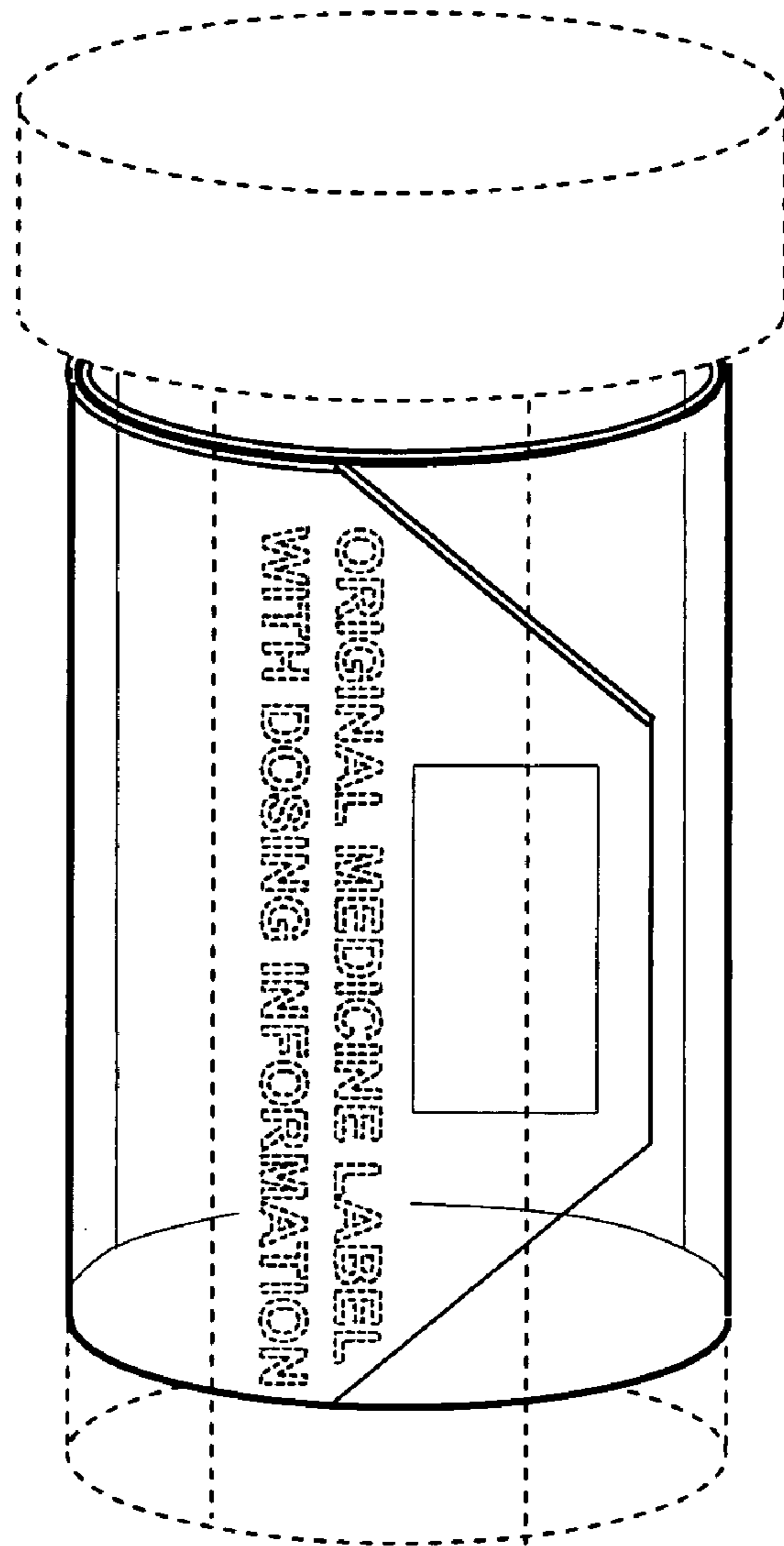


FIG. 10