



US00D645069S

(12) **United States Design Patent**
Stubel

(10) **Patent No.:** **US D645,069 S**

(45) **Date of Patent:** **** Sep. 13, 2011**

(54) **FRAME FOR A MAGNIFYING LENS**

(75) Inventor: **Marc Stubel**, Dix Hills, NY (US)

(73) Assignee: **Carson Optical, Inc.**, Hauppauge, NY (US)

(**) Term: **14 Years**

(21) Appl. No.: **29/379,779**

(22) Filed: **Nov. 24, 2010**

(51) **LOC (9) Cl.** **16-06**

(52) **U.S. Cl.** **D16/135**

(58) **Field of Classification Search** D16/130,
D16/135, 136, 137; D26/38, 39, 51, 107;
D19/75; D3/209; D8/102, 104; 362/98;
434/178; 359/802, 803, 804, 805, 808, 809,
359/810, 811, 812, 818

See application file for complete search history.

(56) **References Cited**

U.S. PATENT DOCUMENTS

2,527,071	A *	10/1950	Pierce	359/804
D182,053	S *	2/1958	Westin	D26/38
D216,741	S *	3/1970	Bosma	D16/135
D265,964	S *	8/1982	Henkels	D8/104
D372,924	S *	8/1996	Fisherman	D16/135
6,764,192	B2 *	7/2004	McChesney	362/98
D497,377	S *	10/2004	Waggoner et al.	D16/135
7,139,136	B2 *	11/2006	Waggoner et al.	359/803

D541,833	S *	5/2007	Udo	D16/135
D556,414	S *	11/2007	Gong et al.	D34/15
D586,833	S *	2/2009	Huang et al.	D16/135
D635,169	S *	3/2011	Lui	D16/135

OTHER PUBLICATIONS

Printout from <http://www.poorrichardspromos.com/lightedmagnifier.aspx>; Lighted Magnifier NW30651, undated (2 sheets with sheet 2/2 showing enlarged image of prior art design).

* cited by examiner

Primary Examiner — Paula Greene

(74) *Attorney, Agent, or Firm* — Carmody & Torrance LLP

(57) **CLAIM**

I claim the ornamental design for a frame for a magnifying lens, as shown and described.

DESCRIPTION

FIG. 1 is a perspective view of a frame for a magnifying lens showing my new design;

FIG. 2 is a top plan view of FIG. 1;

FIG. 3 is a right side elevational view of FIG. 1;

FIG. 4 is a left side elevational view of FIG. 1;


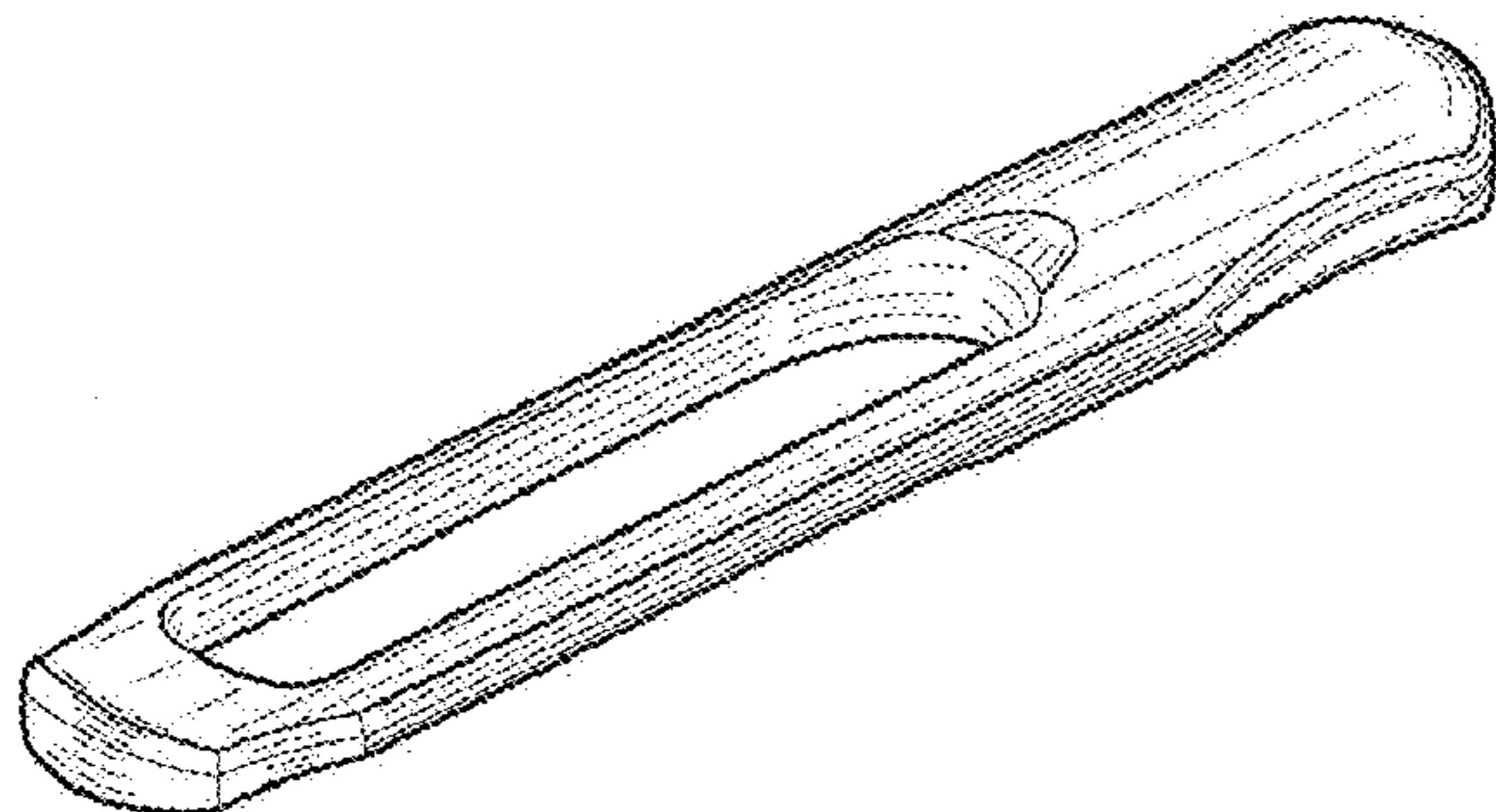
FIG. 5 is a bottom plan view of FIG. 1;

FIG. 6 is a first end elevational view of FIG. 1; and,

FIG. 7 is a second end elevational view of FIG. 1.

The dotted lines are intended to show features that are environmental only and form no part of the claimed design.

1 Claim, 3 Drawing Sheets



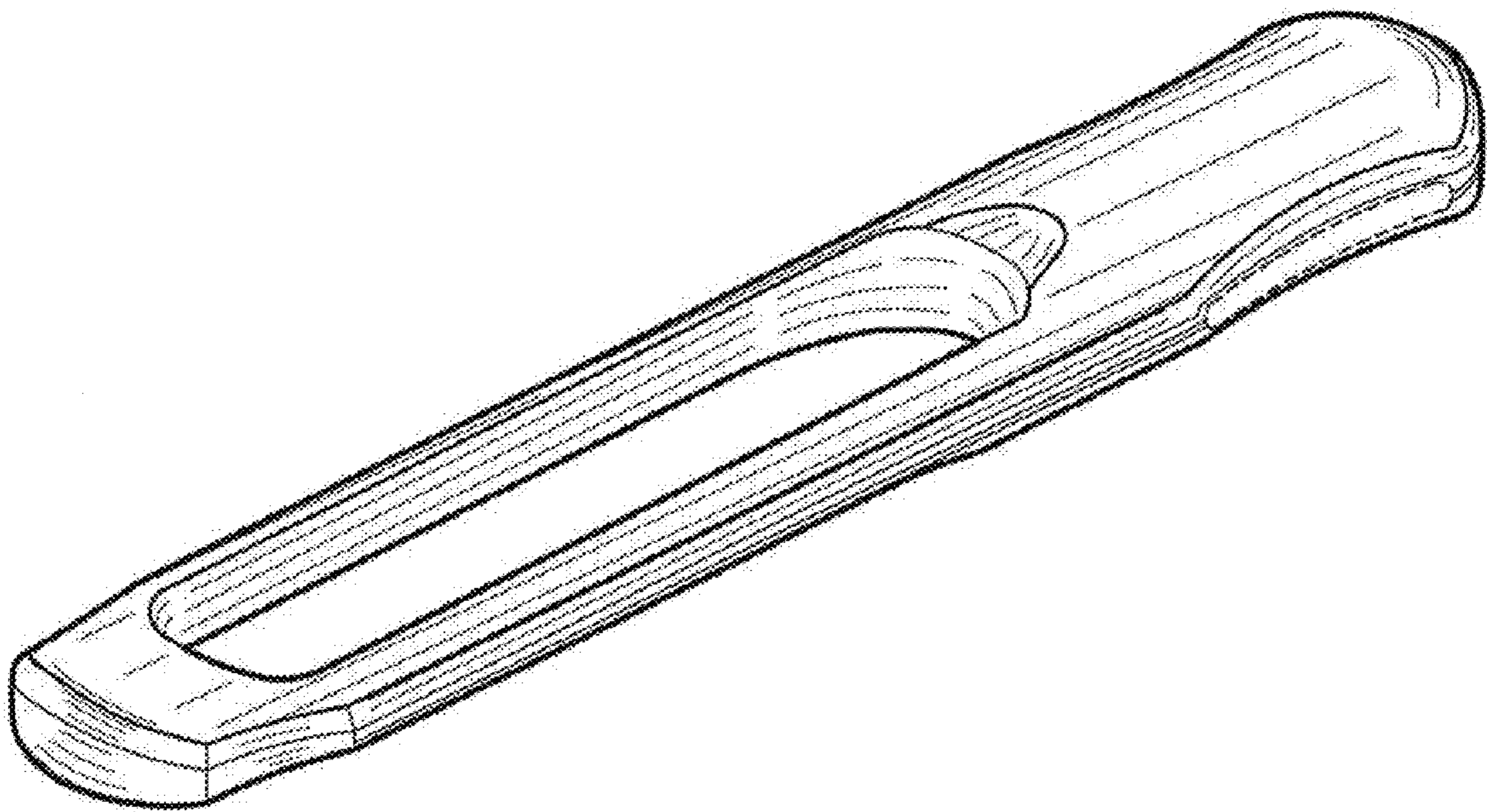


FIG. 1



FIG. 2



FIG. 3




FIG. 4

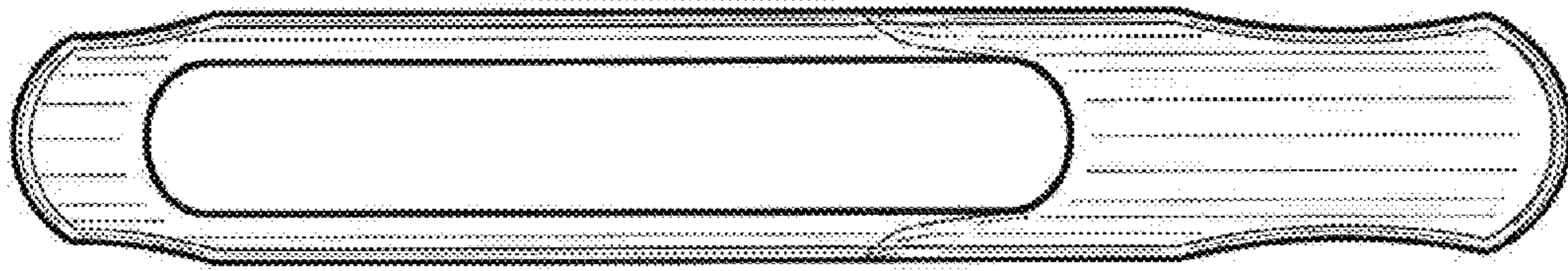


FIG. 5



FIG. 6

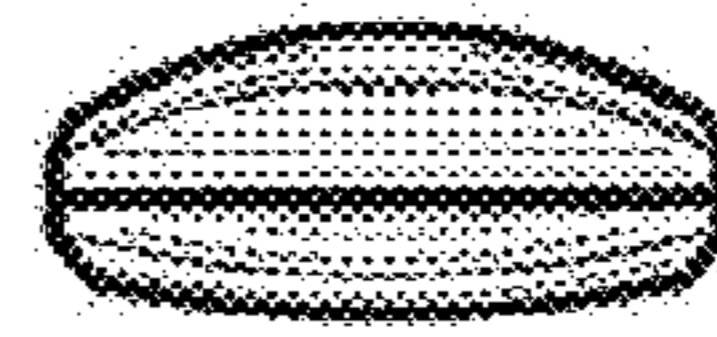


FIG. 7